County Administrator's Recommended Capital Improvement Program

FY23-FY27

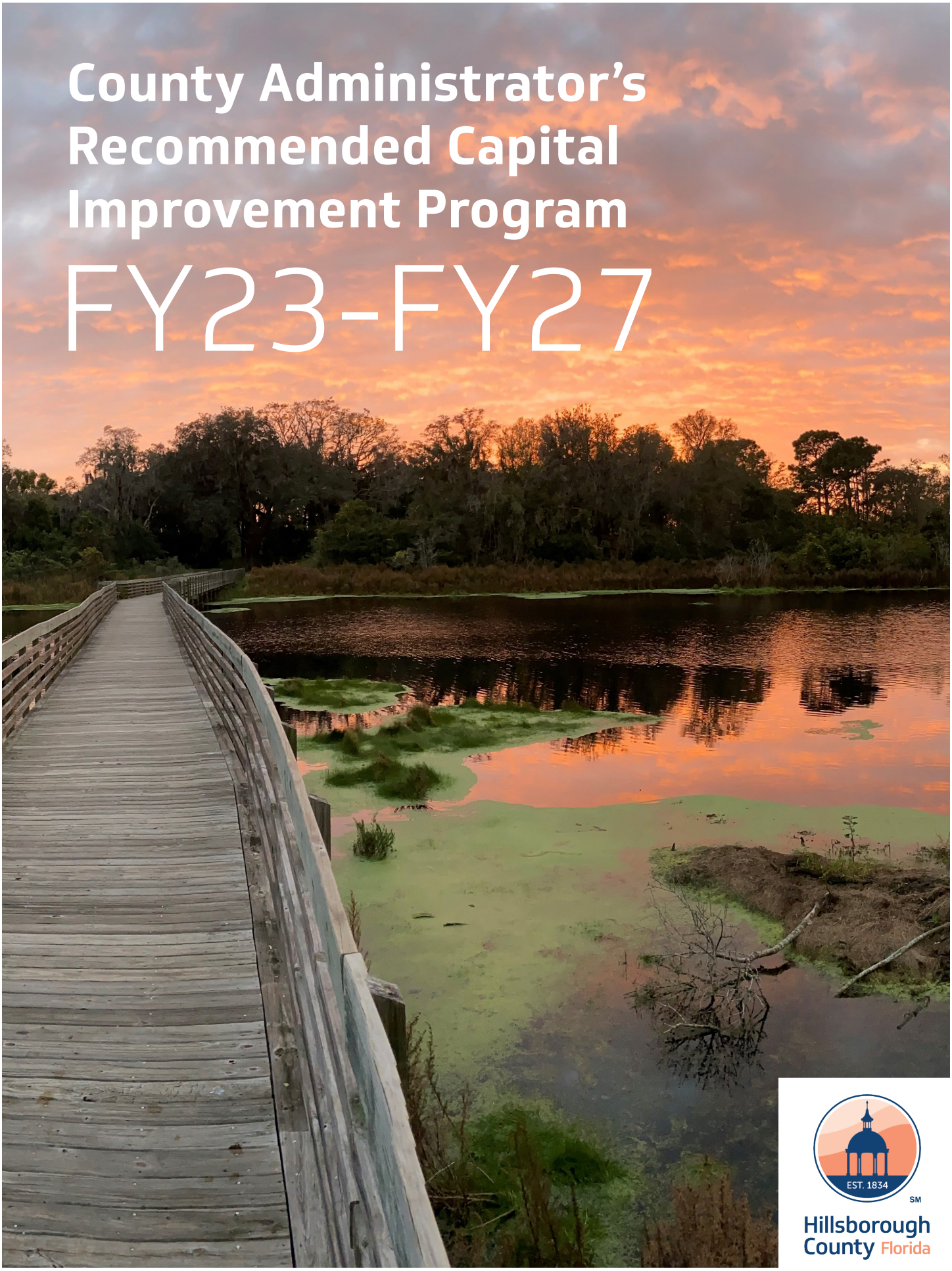

Hillsborough County Florida

Board of County Commissioners

Front row: Kimberly Overman, Chair (District 7, Countywide), Mariella Smith, Vice Chair (District 5, Countywide)
Standing from left to right: Ken Hagan (District 2), Harry Cohen (District 1), Pat Kemp (District 6, Countywide),
Gwendolyn “Gwen” Myers (District 3), Stacy R. White, Chaplain (District 4).

Commissioner Districts

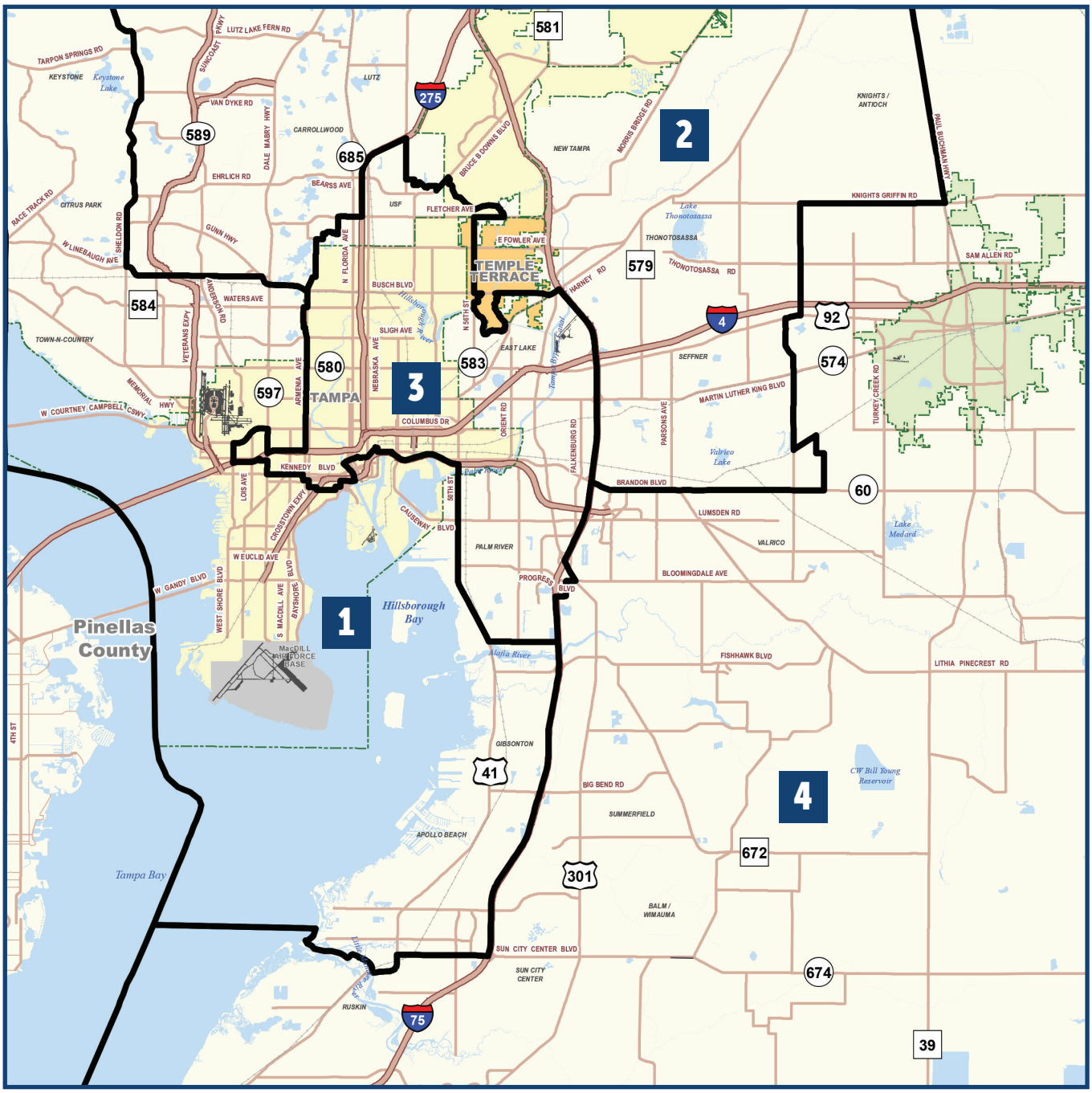

1 Harry Cohen

2 Ken Hagan

3 Gwendolyn “Gwen” Myers

4 Stacy R. White, Chaplain

5 Mariella Smith, Vice Chair (Countywide)

6 Pat Kemp (Countywide)

7 Kimberly Overman, Chair (Countywide)

Hillsborough County Florida

Accommodation Statement

In accordance with the requirements of title II of the Americans with Disabilities Act of 1990 ("ADA"), Hillsborough County will not discriminate against qualified individuals with disabilities on the basis of disability in its services, programs, or activities. Persons with disabilities who need an accommodation for this document should email the Hillsborough County ADA Officer or call (813) 276-8401; TTY: 7-1-1.

For more information, contact the Management & Budget Department
(813) 272-5890 • HCFLGov.net/Budget

TABLE OF CONTENTS

Introduction

Description of Hillsborough County 9
Hillsborough County Organization Chart 12
Hillsborough County Mission, Vision and Values 13
Hillsborough County Strategic Plan 14
Acknowledgements 17
Government Finance Officers Association (GFOA) Award 18
Capital Improvement Program Overview 19
Capital Improvement Program Sources & Uses Graphs 40
Capital Improvement Program Sources & Uses of Funds Summary FY 23 – FY 27 41
Capital Improvement Program Sources of Funds Summary 42
Capital Improvement Program Uses of Funds By Program Summary 43

Fire Services Program

Fire Services Sources & Uses of Funds Summary 47
Fire Services Completed and Canceled Projects 48
Fire Services Projects Summary Schedule 49
Fire Services Projects Detail Schedules 50

Government Facilities Program

Government Facilities Sources & Uses of Funds Summary 61
Government Facilities Completed and Canceled Projects 62
Government Facilities Projects Summary Schedule 63
Government Facilities Projects Detail Schedules 66

Library Services Program

Library Services Sources & Uses of Funds Summary 101
Library Services Completed and Canceled Projects 102
Library Services Projects Summary Schedule 103
Library Services Projects Detail Schedules 104

Parks Facilities Program

Park Facilities Sources & Uses of Funds Summary 119
Park Facilities Completed and Canceled Projects 120
Parks Facilities Projects Summary Schedule 121
Parks Facilities Projects Detail Schedules 123

Solid Waste Enterprise Program

Solid Waste Sources & Uses of Funds Summary 155
Solid Waste Completed and Canceled Projects 156
Solid Waste Enterprise Projects Summary Schedule 157
Solid Waste Enterprise Projects Detail Schedules 158

Stormwater Program

Stormwater Sources & Uses of Funds Summary 165
Stormwater Completed and Canceled Projects 166
Stormwater Projects Summary Schedule 167
Stormwater Projects Detail Schedules 168

Transportation Program

Transportation Sources & Uses of Funds Summary 179
Transportation Completed and Canceled Projects 180
Transportation Projects Summary Schedule 181
Transportation Projects Detail Schedules 183

TABLE OF CONTENTS

Water Enterprise Program

Water Enterprise Sources & Uses of Funds Summary 209
Water Enterprise Completed and Canceled Projects 210
Water Enterprise Projects Summary Schedule 211
Water Enterprise Projects Detail Schedules 213

Appendix

Transportation Surtax Report 241
Projects With Future Funding Source to be Determined 242
Estimated CIP Operating Cost Impact Detail 243
Major Repair, Renovation, Replacement and Maintenance (R3M) Program – Proposed Master Project List 246
Annual Public Art Plan 250
Fire Services Program Master Projects 252
Government Facilities Program Master Projects 253
Library Services Program Master Projects 265
Parks Program Master Projects 268
Solid Waste Enterprise Program Master Projects 276
Stormwater Program Master Projects 278
Transportation Program Master Projects 291
Water Enterprise Program Master Projects 307
Transportation Program Capital Projects Managed by Private Sector 314
Definitions 315
Map of Hillsborough County Planning Areas with Commissioner Districts 319
Map of Fire Impact Fee Zones 320
Map of Parks Impact Fee Zones 321
Map of Transportation Impact Fee Zones 322
Map of Mobility Fee Benefit District 323

Introduction

Hillsborough County Florida

For more information, contact the Management & Budget Department
(813) 272-5890 • HCFLGov.net/Budget

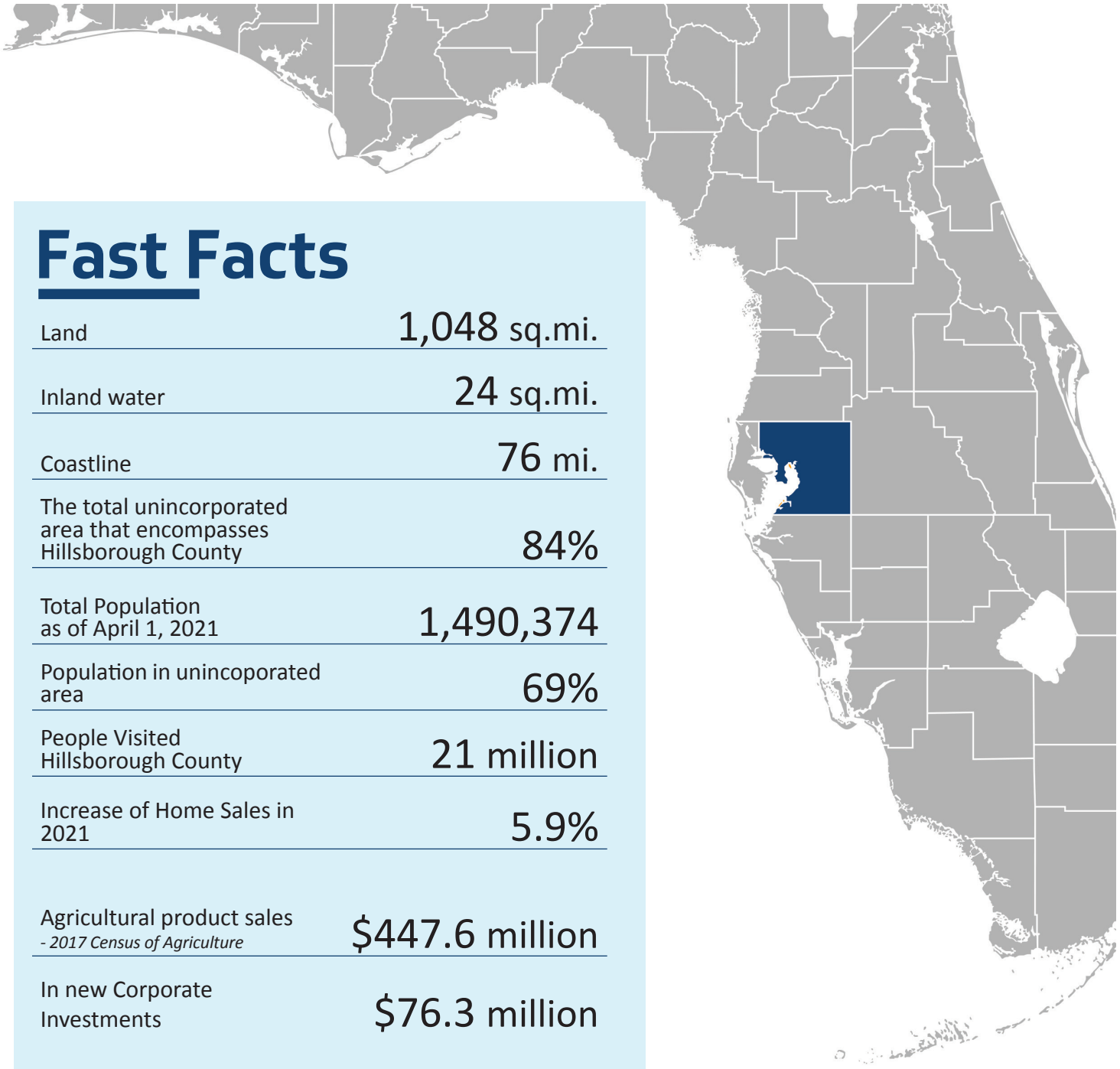

Fast Facts

Land	1,048 sq.mi.
Inland water	24 sq.mi.
Coastline	76 mi.
The total unincorporated area that encompasses Hillsborough County	84%
Total Population as of April 1, 2021	1,490,374
Population in unincoporated area	69%
People Visited Hillsborough County	21 million
Increase of Home Sales in 2021	5.9%
Agricultural product sales *- 2017 Census of Agriculture*	$447.6 million
In new Corporate Investments	$76.3 million

Geography & Demographics

Located midway on the west coast of Florida, Hillsborough County's boundaries encompass 1,048 square miles of land and 24 square miles of inland water for a total of 1,072 square miles. With the largest bay in Florida opening to the Gulf of Mexico, its coast spans 76 miles.

The unincorporated area is 84% of the total county area. The municipalities of Tampa (the county seat), Temple Terrace, and Plant City account for the remainder. According to the latest population estimate from the University of Florida's Bureau of Economic and Business Research, the county's April 1, 2021 total population was 1,490,374 making it the fourth most populous county in the state. Of this population, 1,031,386 or 69% live in the unincorporated area.

A Rich History

Hillsborough County takes its name from Wills Hill, the Earl of Hillsborough and British Colonial Secretary from 1768-1772. The Spanish first mapped and explored the area in the early 16th century. Between 1559 and 1819, the area now called Florida was under the rule of four nations: Spain, France, Great Britain and, finally, the United States. The United States purchased Florida from Spain in 1821 for $5 million. In 1845, it was granted statehood. On January 25, 1834, the U.S. Legislative Council for the Territory of Florida approved an act organizing Hillsborough as Florida's 19th county. Its area then was 5.5 million acres and included the present counties of Hillsborough, Pinellas, Polk, Pasco, Manatee, Sarasota, Charlotte, DeSoto, Hardee and Highlands. The civilian non-native population in 1834 was less than 100.



The old courthouse from Franklin Street, circa 1908.

Hillsborough County's Board of County Commissioners held its first meeting on January 25, 1846. The county's first courthouse was a frontier cabin burned during the Second Seminole War in 1836. In 1847, Capt. James McKay built a two story courthouse at a cost of $1,358. A third structure was erected in 1855 and was used until 1891, when a red brick, domed structure mimicking the architecture of the Tampa Bay Hotel was built, occupying a square block in downtown Tampa. This is the courthouse depicted on today's County seal. The current courthouse was built in 1952 and a new county government administration building, called Frederick B. Karl County Center, opened in 1994.

The County's Economy

Hillsborough County has a diversified economic base including large professional and management services, health services and financial services sectors, as well as a thriving retail sector. In 2018 the four largest employers in the public sector are Hillsborough County School Board followed by MacDill Air Force Base, University of South Florida, and Hillsborough County government. Major private sector employers include Publix Super Markets, Sea World Parks & Entertainment, Amazon, Tampa Electric Company, Bank of America, and JPMorgan Chase.

Port Tampa Bay serves as the closest port in the United States to the Panama Canal. It is also the largest tonnage port in Florida and the twenty-first largest port in the United States with respect to 2017 annual tonnage. Ninety-seven percent of the cargo moving through the port is bulk phosphate, phosphate chemicals, rock, coal, and petroleum products. The Garrison Seaport Center is a $300 million cruise terminal and entertainment complex. Along with the Florida Aquarium, it is helping spur redevelopment in the area known as the Channel District.

Agriculture remains a significant element of Hillsborough's economy. The 2017 US Census of Agriculture shows Hillsborough County's agricultural product sales were $447.6 million. Berries accounted for 32% of those sales. Vegetables were the second largest commodity by sales at 25%.

Tourism is another major component of the economy. The number of tourists visiting Florida is expected to continue growing. Busch Gardens of Tampa is one of the leading tourist attractions in the nation. There are numerous other attractions in Hillsborough County such as The Florida Aquarium, the Museum of Science and Industry, Tampa Museum of Art, the Glazer Children's Museum, Zoo Tampa, the New York Yankees spring training facility, the Tampa Bay History Museum, and the Amalie Arena in downtown Tampa. The Florida State Fair is held in Hillsborough County annually. The county is also the home of the Tampa Bay Buccaneers, the 2021 and 2003 Super Bowl Champions, as well as the 2021, 2020, and 2004 National Hockey League Stanley Cup Champions, the Tampa Bay Lightning.

Hillsborough County Fire Rescue's fire engines celebrate "Champa Bay's" sports teams.

Governing the County

A political subdivision of the State of Florida, the County is governed by an elected seven-member Board of County Commissioners.

Bonnie M. Wise, County Administrator

Through partisan elections, three are elected to represent the entire county as a district and four are elected to represent single-member districts. Under a Charter Ordinance effective May 1985, the Board is restricted to performing the legislative functions of government by developing policy for the management of Hillsborough County. The County Administrator, a professional appointed by the Board, and his staff are responsible for the implementation of those policies. The County Internal Auditor and the County Attorney also directly report to the Board.

Board of County Commissioners

The Board of County Commissioners is responsible for functions and services delivered throughout the county, including municipalities, and for municipal services to residents and businesses in the unincorporated area. The countywide responsibilities include such services as local social services, health care for the medically indigent, animal services, mosquito control, consumer protection, and a regional park system. Its responsibilities to the residents and businesses in the unincorporated area include, for example, fire protection, parks, emergency medical services, planning, zoning, and code enforcement.

The Board of County Commissioners also serves as the Environmental Protection Commission. Individual Board members serve on various other boards, authorities, and commissions, such as the Hillsborough Area Regional Transit Authority, Tampa Bay Regional Planning Council, Tampa Bay Water, Aviation Authority, Expressway Authority, Sports Authority, Arts Council, Drug Abuse Coordinating Council, Metropolitan Planning Organization, Council of Governments and the Economic Development Corporation.

The County Administrator

The Board of County Commissioners appoints the County Administrator, who is responsible for carrying out all decisions, policies, ordinances, and motions of the Board.

The departments under the County Administrator are responsible for providing services such as social services and public assistance to residents countywide. Departments are also responsible for providing municipal-type services to residents of the unincorporated areas of Hillsborough County such as road construction and maintenance, solid waste disposal, fire and emergency rescue services, parks and recreation, code enforcement and water and wastewater treatment.

Other Government Agencies

Based on the extent of budgetary authority, taxing authority, the ability to obligate funds to finance any deficits and the ability to fund any significant operational subsidies, several other governmental entities also have their budgets reviewed and approved by the Board of County Commissioners. These are the Environmental Protection Commission, the Planning Commission, Soil and Water Conservation Board, Metropolitan Planning Organization and the Law Library Board. The budgets of these offices and the Constitutional Officers are included in the County's budget to the extent of funding by the BOCC.

Hillsborough County Organization Chart

This chart shows the organization of County government entities and their accountability to the electorate. Those directly elected to office by voters are shown directly below the citizens' box. Boards and commissions funded through the Board of County Commissioners, but not otherwise accountable to the Board, are connected by the dotted line.

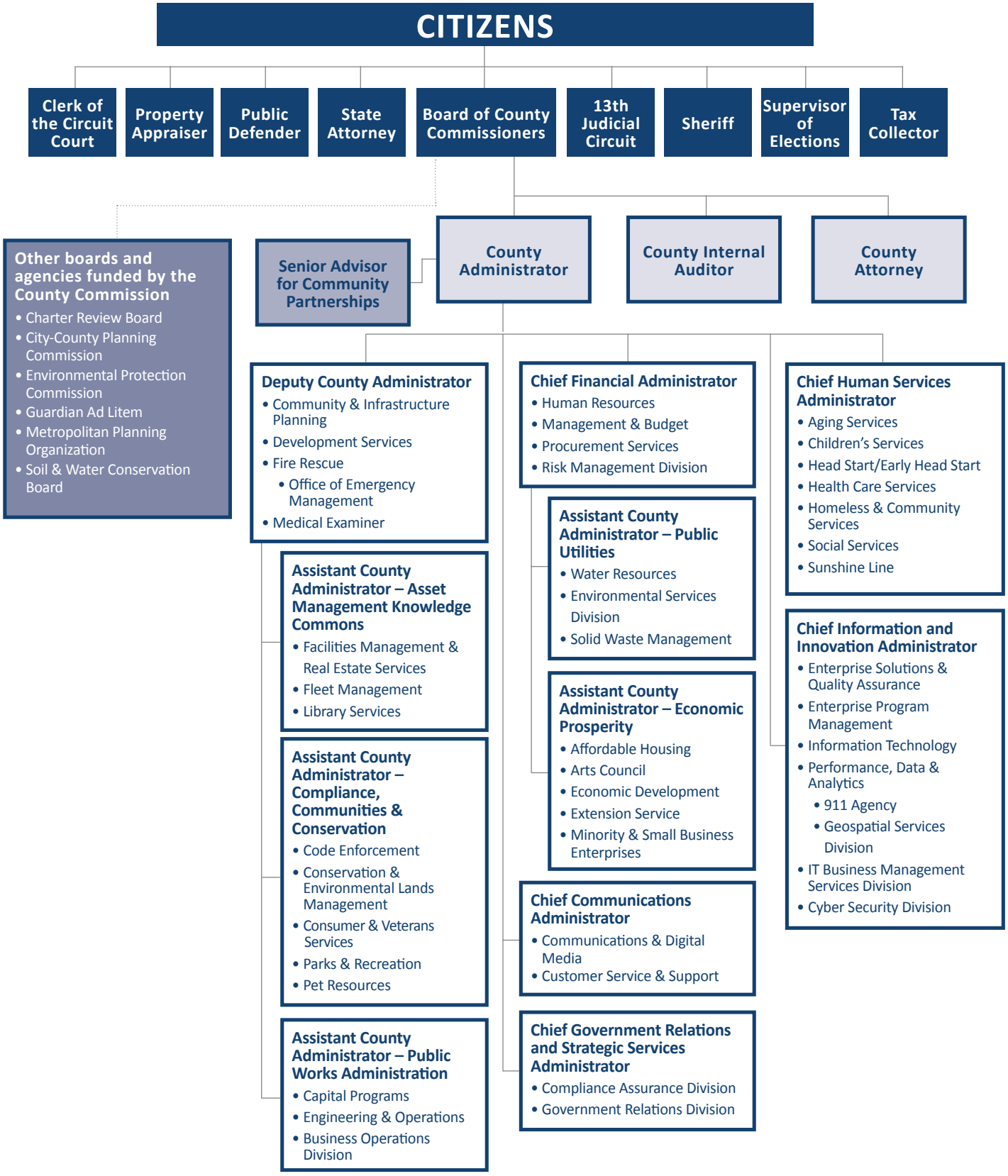

Mission

The mission of Hillsborough County government is to provide effective, quality service at a reasonable cost with courtesy, integrity, and accountability in a manner which protects and enhances the quality of life of our diverse population.

– Adopted by the Board of County Commissioners, March 18, 1998

Vision

All of Hillsborough County will take pride in the progress which has made our community remarkable. We will have embraced and be inclusive of our diverse population. Both the government and the local economy will be financially sound providing opportunity and success for our citizens. We will have balanced growth with protecting the environment while providing high quality services. All of this culminating in Hillsborough County being the leader for providing a quality of life second to none in the country.

Hillsborough County, as a Community, values:

- A Spirit of Caring
- Individual Freedom
- Human Rights
- Private Property Rights
- Citizen Participation in Government
- Integration, Planning and Feasibility of Public Services
- Educational Opportunity
- Personal Responsibility
- Economic Self-sufficiency
- Sustainable Environment
- Racial and Cultural Harmony
- Health and Public Safety

Hillsborough County, as an organization, values the following:

Accountability — Accepting individual responsibility to perform quality work that contributes to quality service at a reasonable cost.

Diversity — Organizational effectiveness can best be achieved by recruiting and retaining a work force that represents the diversified population of Hillsborough County.

Efficiency and Cost Effectiveness — The timeliness of meeting our obligations and performing each task; the stewardship and best use of our resources.

Empowerment — The freedom and power to act, command, or decide on a course of action.

Open and Honest Communication — An expression of a professional work environment which facilitates the exchange of information, ideas, and divergent opinions among all levels of an organization in an atmosphere of respect and genuine concern for the best interest of the County, its employees, and citizens/customers.

Quality — Meeting citizens/customers requirements the first time and every time.

Respect — The quality of accepting and holding in high esteem all persons right to their beliefs, values, autonomy, and differences while treating them with dignity, worth, courtesy, civility, and politeness.

Responsiveness — The willingness and ability to provide information, reply to requests, answer questions, and complete tasks promptly.

Teamwork — The ability of a group of individuals to work together towards a common vision by each doing their part to achieve the efficiency of the whole.

Adopted by the Board on April 21, 1999

Strategic Plan

This Strategic Plan was adopted by the Board of County Commissioners on May 15, 2013. It reflects a broad vision, five strategies, and a series of objectives.

The Vision

Hillsborough County, as the economic core of the Tampa Bay region, has the potential for increased job and business growth in the emerging and dynamic sectors of the global economy. Community wealth is a result of having products and services to export, experiences for which people will pay to come to the County in and the local circulation of money through local service provision. The latter is based on the number of persons and the income of those persons. It is the first two which generate the wealth upon which local services can build.

The County has significant export industries, agriculture, defense and other specialized manufacturing, patents in health care and other fields, specialists who consult globally as well as the transit infrastructure for export (sea, air, rail, overland). It also has a strong experience sector ranging from traditional tourism to health care tourism, educational experiences which draw people and convention/business meetings, the possibility of new forms of specialized tourism and retirement communities.

The County clearly has the potential to become an innovation hub in various sectors that will serve to attract entrepreneurs, investors, skilled workers and existing businesses that see benefits by locating in the County or region. The attributes of those communities that will particularly prosper as the economy continues to change are becoming clearer. They offer a high quality of life, an entrepreneurial culture, strong research institutions, civic leadership and a strong desire to compete for the industries of the future. In short, it can become the preferred community for even more people.

To become this preferred community, what must occur?

Quality of life must be enhanced. Neighborhoods must remain safe and stable, arts, culture and recreation opportunities must expand, educational opportunities must be available, health care and other "life" services must be accessible, the physical assets of the County optimized.

The infrastructure for economic growth must be in place. Adequate water, sewer, stormwater, accessible transportation locally and globally, communication technology are all features which can facilitate or inhibit economic growth.

A start-up, entrepreneurial culture must be fostered. While most start-ups fail, those that survive and succeed become the job creators of the industries of the future. Since who will succeed and who will fail is unknown at the start, a culture that encourages start-ups, views failure as part of the process, views diversity as a strength, and values entrepreneurism must be nurtured and supported.

Committed civic leadership. Hillsborough County is in competition regionally, nationally, and globally for the businesses and jobs of the future. To succeed competitively, an understanding of the emerging world, sustained effort and wise investment are required. These require leadership on the part of both elected and civic leaders.

Hillsborough County can be a county that draws people to make great products and create distinctive experiences. As it does that, business and job growth in the primary sectors of export and experience will grow and with that will be the commensurate growth in the local service sector where most jobs will lie.

The Strategies

Innovative Products. This strategy seeks to grow the export sector of the County by targeted infrastructure development, a comprehensive use of various economic development tools, development of competitive economic related infrastructure, and partnerships to develop the requisite workforce.

Distinctive Experiences. This strategy seeks to expand people visiting or retiring in the County through a broader set of visitor experiences and services that would attract new residents.

Pro-Market Governance. This strategy seeks to institute both policies and practices that encourage desired forms of economic growth.

Great Places. This strategy seeks to provide the safety, arts, culture, recreation and other community features that make it a desirable place to live, work and do business.

Facilitative Leadership. This strategy seeks to bring the community together to address its critical issues.

Mission

Strategy 1

INNOVATIVE PRODUCTS

- Develop, adopt and execute comprehensive economic development strategy to expand product markets.

Strategy 2

DISTINCTIVE EXPERIENCES

- Develop strategy and action plan to expand specialized tourism markets.

Strategy 3

PRO-MARKET GOVERNANCE

- Review business development and growth policies and procedures to create more timely and efficient process.
- Adopt growth design principles that will facilitate desired economic growth.
- Implement strategy management system that promotes an internal culture focused on strategies

Strategy 4

GREAT PLACES

- Adopt comprehensive redevelopment strategy that integrates existing redevelopment efforts.
- Develop strategy and action plan for transportation including pedestrian & bike.
- Establish basic level of services for all areas of the County and then develop long term plan to provide that basic level.
- Maintain homeless service efforts.
- Monitor health care changes and adapt county efforts to maintain service levels

Strategy 5

FACILITATIVE LEADERSHIP

- Review and create public policies that recognize the diversity of its people while strengthening the social fabric of our society.
- Host discussion of strategic plan with other public entities.
- Facilitate development of a county-level human capital development plan with education and business stakeholders.
- Convene summit with Cities to identify business and entrepreneurial attractors and how a start-up community can be supported.

How the strategic plan interacts with the budget and other processes

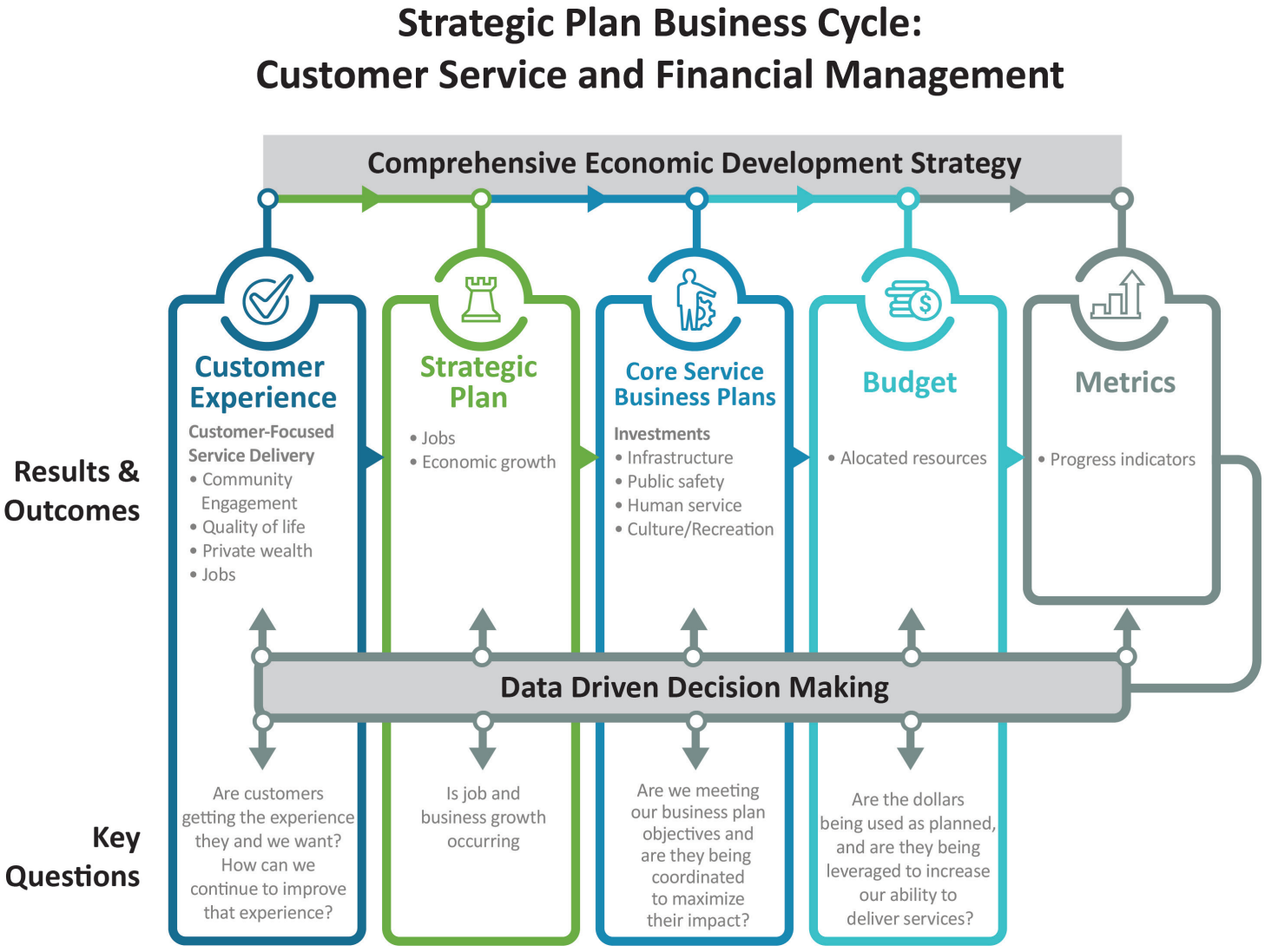

Acknowledgements

Tom Fesler,
Chief Financial Administrator

Kevin Brickey, Director
Management and Budget Department

Irma Muka, Budget Managing Director
Management and Budget Department

County Center, 26th Floor
PO Box 1110
Tampa, FL 33601
813-272-5890

Staff Contributing to the Development of the County Administrator's Recommended Budget FY 23:

Catherine Achat	**Cheryl Arends**	**Manoucheca Chantigny**
Tannette Gayle	**Tifini Hill**	**Bridgett Lattimore**
Ray Likely	**Marc Lindley**	**Tony Marcano**
Mark Martinet	**Niki Patel**	**Michael Podsiad**
Lorrie Simmons	**Viendu Tran**	**Julie Wisdom**
Brenda Wright		

Cover and Divider Designs:
Hillsborough County Communications & Digital Media Department

GOVERNMENT FINANCE OFFICERS ASSOCIATION

Distinguished Budget Presentation Award

PRESENTED TO

Hillsborough County
Florida

For the Biennium Beginning

October 01, 2021

Christopher P. Morrill

Executive Director

Introduction

This document provides the residents of Hillsborough County with the Recommended Capital Improvement Program (CIP) for a five-year period starting with the fiscal year beginning October 1, 2022 and continuing through the fiscal year ending September 30, 2027. The Recommended FY 23 – FY 27 CIP totals $3.1 billion. This is the second year of the biennial budget cycle.

The CIP is the County's financial plan of proposed capital projects, their costs, and timing over a six-year period in the first year of the biennial budget, and over a five-year period in the second year of the biennial budget. The CIP is designed to meet County infrastructure needs in a strategic and efficient manner. Community sustainability, environmental considerations and changing conditions demand that the CIP be reviewed and updated annually.

The CIP is separate and distinct from the County's operating budget for several reasons. First, capital outlays reflect non-recurring capital improvements rather than ongoing expenses. Where possible, capital projects are funded from non-recurring funding sources such as debt proceeds and grants. These one-time revenue sources are not appropriate funding sources for recurring operating expenses. Second, capital projects tend to have higher costs requiring more stringent control and accountability. Finally, several revenue sources such as the Community Investment Tax, impact fees and certain gas taxes are limited to use on certain types of capital improvements by statute or other legal restrictions.

To provide direction for the capital program, the Hillsborough County Board of County Commissioners approved Policy 03.02.02.00 - Policy for Capital Budget and Capital Improvement Program. This policy defines requirements for projects included in the Capital Budget and Capital Improvement Program. Under the policy, a capital project is defined as a set of activities meeting one or more of the following criteria:

- Delivery of a distinct capital asset or improvement to an existing capital asset which will become an asset of Hillsborough County and be recorded on the financial records of the County as a capital asset under generally accepted accounting principles and applicable State statutes;
- Any contribution by Hillsborough County to other governmental or not-for-profit entities to deliver a capital improvement. In situations where the improvement is not or will not become an asset of the County, it will be included in the Capital Improvement Program as a contribution for tracking purposes;
- Any project or equipment funded from the Community Investment Tax (CIT);
- Any engineering study or master plan needed for the delivery of a capital project;
- Any major repair, renovation or replacement that extends the useful operational life by at least five years or expands capacity of an existing facility.

Hillsborough County categorizes capital improvements into eight programs: Fire Services, Government Facilities, Libraries, Parks Facilities, Solid Waste Enterprise, Stormwater, Transportation and Water Enterprise. The Recommended FY 23 – FY 27 CIP also includes the County's Environmental Land Acquisition and Protection Program (ELAPP). While not specifically meeting the criteria above, this program is tracked through the CIP to provide for better accountability and control.

As previously noted, capital projects only require one-time allocations for a given project unlike operating expenses which recur annually. This funding flexibility allows the County to use financing and one-time revenue sources to accelerate completion of critical projects. Significant projects within each program are discussed below. More comprehensive project information can be found in the individual program sections of this document. Interested parties can review this and other information at the County's website at www.hillsboroughcounty.org.

Financial Policies

Among financial policies approved by the Board of County Commissioners since FY 98, there are several pertaining to the preparation, implementation, monitoring and financing of capital projects. While the County Administrator is responsible for the continued development, monitoring and update of these policies, specific functions are carried out by the Management and Budget Department and the Clerk of the Circuit Court. These and other policies are reviewed periodically by the County Administrator and the Board of County Commissioners and are detailed in the Financial Policies and Procedures section of the Recommended FY 23 Budget document.

Specific policies applying to the Capital Improvement Program and the Capital Budget are:

- BOCC Policy 03.02.01.00 - Bids for Capital Improvement Projects 10% or More in Excess of Estimated Construction Costs
- BOCC Policy 03.02.02.00 - Capital Budget and Capital Improvement Program
- BOCC Policy 03.02.02.05 - Pay-As-You-Go Funding of Capital Projects

- BOCC Policy 03.02.02.06 - Prioritization of Capital Projects
- BOCC Policy 03.02.02.07 - Minimizing the Expense of Financing Capital Projects
- BOCC Policy 03.02.02.08 - Operating Impact of Capital Projects
- BOCC Policy 03.02.02.20 – Budgetary Control
- BOCC Policy 03.02.02.26 - Use of Capital Project Appropriations
- BOCC Policy 03.02.02.28 - Method of Funding Citizen Initiated Localized Capital Projects or Services
- BOCC Policy 03.02.03.00 - Environmental Land Acquisition Program (ELAPP) Fund
- BOCC Policy 03.02.06.00 - Debt Management
- BOCC Policy 03.03.01.00 - Water and Wastewater Financial Policy
- BOCC Policy 03.03.05.00 - Community Investment Tax Financial Policies
- BOCC Policy 04.05.00.00 - Capital Funding for Outside Agencies

Capital Planning

Capital planning refers to the process of identifying and prioritizing the County's capital needs to determine which capital projects should be funded in the CIP as resources become available.

In general, capital planning for projects within the unincorporated area of Hillsborough County is guided by the Hillsborough County Comprehensive Plan. In particular, capital planning for certain types of parks and recreation, solid waste, stormwater, transportation and water facilities are guided by the Capital Improvements Element (CIE) of the Comprehensive Plan. This plan, prepared by the Hillsborough County City-County Planning Commission and formally adopted by the Hillsborough County Board of County Commissioners, provides long-term direction for the growth and development of the county. Proposed capital projects are reviewed for compliance to the adopted comprehensive plan as part of the budget adoption process.

The public has many opportunities to be involved in capital planning both during the comprehensive plan development process and during the budget adoption process. Interested parties can view the Comprehensive Plan at the Planning Commission's website located at www.planhillsborough.org.

Hillsborough County's plan includes a specific growth management strategy called the Urban Service Area. This strategy is designed to direct growth into areas where public service needs can be more efficiently provided and where existing services are already in place.

In addition to the standards in the Comprehensive Plan and the Capital Improvements Element of the Plan, the planning for parks and recreation, solid waste, stormwater, transportation and water facilities also is guided by master and visioning plans developed by County staff. Planning for fire, government facilities, and library infrastructure in Hillsborough County's unincorporated area is performed primarily within County government. Each capital program has different criteria for assessing project needs and priorities; however, a common characteristic of the planning processes is the recognition of the importance of obtaining input from the public and other interested governmental and private agencies. The individual program planning processes provide the guidance necessary for allocating available resources during the capital budget process. A brief description of the various planning processes follows.

Fire Services – The Fire Rescue Department maintains a Capital Facilities Master Plan which details new fire station needs required to meet emergency and rescue service requirements within the unincorporated area. The plan is prepared based on national service response time standards established by the National Fire Protection Association, the Insurance Service Organization and on the relevant goals, objectives and policies incorporated in the County's Comprehensive Plan discussed above.

In developing this plan, which is updated every five years, the response time standards along with current response data are applied to an analysis of the needs of Hillsborough County's current and projected populations and population distribution to identify where and when new fire rescue facilities will be needed. This plan was recently updated and presented to the Board with additional analysis being performed to ensure that current facilities in need of a major remodel are presently in the best locations. This process may result in the relocation of some existing facilities.

Libraries – Library Services gauges the effectiveness of its facilities through a variety of metrics including current and potential use of a facility, state of existing buildings, grounds, and parking, total cost of operation for all facilities, existence and willingness of neighboring partner agencies, distance from population concentrations, and public demand and presents recommendations for potential capital projects to the Library Board. Annually the Library Board evaluates the data and sends a prioritized list of recommendations for funded and unfunded projects to the Board of County Commissioners.

Parks – The strategic vision of the Parks & Recreation and Conservation & Environmental Lands Management

Departments includes the development of goals and objectives to safeguard the inheritance of the County's future generations.

The planning process identifies future developments that may affect expected needs, wants and social environments. It identifies the most critical stakeholders and their major interests and expectations, such as safety and security, high quality experience, well maintained facilities and the preservation of our natural and cultural resources. The tool is evaluated against the current environment in order to develop a Capital Improvement Plan consistent with the vision of Hillsborough County and the values and expectations of our community.

In FY 17, Hillsborough County Parks & Recreation and Conservation & Environmental Lands Management Departments delivered their Master Plans to the BOCC. The Master Plans are long-range planning documents that are meant to help shape the direction, development, and delivery of the County's parks, recreation, and conservation sites. Based on a comprehensive planning approach, these plans take into consideration department goals, existing conditions, and community needs assessments that provide for the framework of recommendations and prioritization strategies. These Master Plans represent the collective vision for the Hillsborough County Parks & Recreation and Conservation & Environmental Lands departments. They serve as a guide for the Department's investments and strategies over the next ten years, shaping the delivery of services in a manner that is consistent with the County's sustainability goals and the community's level of service expectations. The cohesive vision for continually improving parks, recreation, and conservation opportunities in Hillsborough County represents the culmination of the public engagement process. The vision, along with guiding principles and mission statement will guide the implementation of the Master Plans and the future of parks, recreation, and conservation throughout the County.

Solid Waste Enterprise - The Solid Waste Enterprise has an established plan to determine the need to enhance and or change its Capital Improvement Program on an annual basis. This plan calls for information to be gathered from various sources such as staff, stakeholders, public meetings, etc. to identify needs that should be incorporated into the CIP. Management reviews the information and prioritizes each need according to a pre-established ranking system. The ranking system takes into account mandates by Federal and State agencies, health and safety concerns, capacity needs, efficiency, location requirements, population growth and aging infrastructure.

Stormwater – The County maintains a Watershed Master Plan that incorporates identified needs for each of its seventeen watershed basins. The plan is periodically updated as new development and stormwater improvements are completed throughout the County. Under the plan, the entire County (1,072 sq. miles) is divided into 17 watersheds (basins) and further subdivided into 7,000 sub-basins. The master plan study looks at water quantity, water quality and the natural watershed system. The plan identifies areas with inadequate conveyance systems or poor water quality and recommends solutions.

Flood control project evaluations take into consideration the following factors: frequency of flooding, the category of the road subject to flooding (local/arterial/collector road), the number of structures flooded, stormwater asset conditions (groundwater table, erosion/siltation and structure) and the potential of available matching funds.

The County also maintains a separate list of non-watershed related neighborhood stormwater needs. Criteria for neighborhood stormwater projects is similar to criteria for watershed master plan projects, with the exception that environmental issues and the availability of matching funds are not included in the evaluation.

Water quality or natural system projects are evaluated based on concerns identified by the Florida Department of Environmental Protection, or the County related to the sub-watershed segment of "impaired waters/water bodies," the concern of water quality parameters and the benefits of a natural system.

Both engineers and environmental scientists within the Stormwater Services Section of the Public Works Department contribute to this uniform matrix evaluation process.

Transportation – Efficient movement of people and goods is important to the public safety, economic viability, and overall quality of life in Hillsborough County. Planning occurs on several levels. The Hillsborough County Metropolitan Planning Organization (MPO), working with the County and its three incorporated municipalities (City of Tampa, Plant City and Temple Terrace), and with input from county residents, is responsible by State statute for adopting the Long Range Transportation Plan, a blueprint for comprehensive transportation planning throughout the County. The MPO also consolidates the transportation capital improvement programs of various political jurisdictions constructing transportation projects within the county into an annual Transportation Improvement Program (TIP). The Long Range Transportation Plan and the Transportation Im-

provement Program are used by the County in prioritizing major capacity projects for funding, determining project impact fee eligibility, and in allocating State and federal grant dollars. These plans can be viewed at the Metropolitan Planning Organization's website www.planhillsborough.org. Apart from these long-established processes, the Transportation for Economic Development initiative engaged in a community-wide effort to identify transportation needs and included the County, the Cities and relevant transportation entities.

As previously indicated, the Hillsborough County City-County Planning Commission is responsible for developing and monitoring compliance with the County's Comprehensive Plan. The Commission also reviews proposed developments of regional impact (DRI) proposals (those development proposals that will have significant impact on existing county roads).

Each municipality is responsible for its own transportation planning; however, major roads determined to have countywide significance may be designated as County roads, with the County primarily responsible for their maintenance and improvement. Capital needs associated with these roads, as well as all transportation needs in the unincorporated area of the County are evaluated for inclusion in the annual capital budget and Capital Improvement Program.

Planning for the transportation program is performed on a sub-program basis. The sub-programs within the transportation program are roads, intersections, sidewalks and bridges. With the exception of roads, where the County adopts the prioritized list from the Long Range Transportation Plan (LRTP) and adds local road improvements not subject to inclusion in the plan, the County has prepared a master plan for intersections, bridges and sidewalks. While specific criteria used for prioritizing the projects on the plans differ by project type, they encompass public safety, traffic volume, environmental mitigation and other key factors as well as incorporating input received during the public outreach part of the planning process.

Water Enterprise - The Water Enterprise is responsible for providing quality water, wastewater and reclaimed water services to Hillsborough County residents within its designated service area, unincorporated Hillsborough County. This includes the operation and maintenance of these facilities including treatment plants, pumping stations, metering devices and all related transmission piping and above ground appurtenances. The department is also responsible, when operating the above facilities, for complying with all federal, State and local regulatory and permit requirements.

The department uses a CIP Delivery Process. This process uses a systematic approach to develop and refine the scope, schedule and budget for existing and newly proposed expansion and renewal and replacement projects. It allows priorities to be determined and uses schedules to ultimately deliver quality projects from conception to project completion. The goal of the CIP Delivery Process is to deliver department projects in an efficient and economical manner.

The objectives of the process are to:

- Economically build and maintain existing system assets;
- Deliver projects on schedule and within budget;
- Allow for the annual update of the CIP;
- Allow for adjustments to the approved CIP due to changing priorities for those projects not yet in the implementation phase;
- Seamlessly coordinate with the County's CIP;
- Permit performance measurement; and
- Provide documentation for management and historical trending purposes.

The Board of County Commissioners policy 03.02.02.06 requires that capital projects be prioritized. The Department's Project Prioritization Model (PPM) is a formal method of documenting and tabulating the results of applying subjective criteria to prioritize the CIP each fiscal year. There are six categories to score a project against other projects within the Department's CIP:

- Compliance
- Health and Safety
- Expansion / Renewal and Replacement
- Long Range Planning
- Community and Environmental Impacts
- Economic / Financial Considerations

The resulting score for each existing or new "planning" project is used at the beginning of the budget process to rank all of the projects within the CIP.

Additionally, the Department's Payback Analysis Model (PAM) incorporates several economic factors to estimate the payback period of a given capital project. It determines the payback period by modeling the average monthly revenues generated by the Equivalent Residential Customers (ERC) to be served by the capital project. Generally, the information that is required to be input into the model includes:

- Project Name, CIP Number and Type
- Payback Analysis Period
- Discount Rate
- Debt Service or Pay-As-You-Go
- Expansion Percentage

- Operating, Maintenance and Fixed Overhead Cost
- Capital Cost by Year
- Outside Funding Sources
- ERCs served by the Project
- ERC Connection Schedule
- Rate and Debt Service Information

The information is used to assign a weighted economic criteria number for the project in the earlier referenced Project Prioritization Model (PPM) during each fiscal year budget process.

Finally, the CIP Master Program Schedule is used as a planning tool to lay out each of the project schedules, provide the cash flow requirements of the program as a whole, anticipate project resource needs and provide historical data for future trend analysis. In addition, the Master Program Schedule is also used at the beginning of each fiscal year to facilitate the efficient distribution of work throughout a six year period.

Financial Planning Strategies

Hillsborough County uses a variety of tools to assist in developing long-term financial planning strategies. One tool is the preparation of an annual Pro Forma document. This document is used to put current budget and financial decisions into a longer-term context. Prepared in accordance with Board policy, the Pro-Forma provides a five year projection of revenues and expenditures for major operating funds, and is particularly useful in showing how capital projects, funded in the biennial budget or planned over the next several years, will impact future operating budgets in terms of maintenance, utility and staffing costs.

Another tool used in financial planning is the County's debt management strategy. Credit ratings assigned by the three international rating agencies, Moody's Investors Service, Standard and Poor's Ratings Services, and Fitch Ratings are key factors influencing interest rates paid on local governments' borrowings. Because of the significant impact interest rates have on our overall financial position, Hillsborough County places a great deal of emphasis on its credit worthiness. The County conducts credit updates each year, and notices of any material credit changes are provided to the rating agencies throughout the year.

The County's general credit ratings are Aaa / AAA / AAA on a scale where Aaa / AAA / AAA are the highest ratings. The County's high ratings are an objective indication of sound financial management, recognition that its overall debt profile is characterized by good debt service coverage from pledged revenues and by sound legal provisions ensuring full and timely payment of debt service. These high credit ratings enable the County to meet its borrowing needs at the lowest cost of capital.

To address short-term capital project funding requirements, Hillsborough County uses a Commercial Paper Program. Under this program the Board authorizes short-term borrowings when needed to provide adequate cash flow for active projects. This approach ensures that long-term debt is issued only when needed in appropriate amounts. Furthermore, tax exempt short-term debt tends to be the lowest cost financing tool available to local governments resulting in substantial savings to the County. Upon completion of capital projects, the County either uses available cash or issues long-term debt at favorable interest rates to pay off outstanding short-term notes, unless there is an economic advantage in keeping short-term, variable rate notes outstanding. The County issues debt in accordance with its debt policy which governs the type and amount of borrowings that are best suited to achieving its financing objectives. The policy guides the County's borrowings by means of targets and ratios, such as direct debt per capita or general governmental debt as a percent of general fund revenue, that balance the need for flexibility to ensure the availability of capital with the need to ensure continued access to the capital markets.

When it is prudent and in the County's economic interest to do so, infrastructure improvements may be financed by means of public-private partnerships in which private corporations, such as real estate developers, agree to fund a portion of such improvements together with funding from the County, State, and/or federal government. Such partnerships enable the County to construct needed infrastructure, in particular transportation improvements, at a lower cost to taxpayers as a result of leveraging private funding sources.

Finally, the County actively and aggressively monitors market opportunities to refinance its debt to achieve lower debt service costs. When legally and economically feasible, lower interest debt will be issued to pay off outstanding debt thereby making revenues available to fund County services.

Capital Improvement Program Process

The annual Capital Budget and Capital Improvement Program (CIP) update begins in January with a request to the Capital Program directors to review, update and re-prioritize the unfunded capital needs list.

The Capital Budget Team of the Management and Budget Department maintains a comprehensive list of

prioritized unfunded capital needs which is used in identifying new projects to be recommended for funding. The list identifies preliminary project information such as name, location, description or scope, the estimated cost and any operating cost impact. The updated Unfunded Capital Projects Request List is then used to determine which new projects will be added to the new Capital Improvement Program.

During the month of January (in the first year of the biennial budget cycle), the Capital Budget Team conducts training sessions to provide capital project management and staff specific direction relating to the capital budget process. As part of this training, those involved in the capital budget process are given a calendar of key budget cycle dates and written documentation including forms, instructions, and definitions to be used in preparing their capital projects budget including revising current project estimates and submitting requests to add new capital projects.

Another key step in the budget process is a review of capital project cost estimates in the current CIP or new projects added during the current fiscal year. This is to ensure that the next CIP will reflect these revised cost estimates. Departments are asked to review and update project information that will be presented in the Capital Improvement Program.

A specific form – the Capital Project Initiation Request Form - is used to document project changes or new project requests. This form is designed to guide the preparer in providing necessary information including the reason for the project, proposed location and scope, funding requirements by fiscal year, proposed project schedule and completion dates, anticipated operating cost impacts and management approvals.

Using updated information, the Capital Budget Team develops draft documents showing projects that have been completed or are anticipated to be completed by the end of the current fiscal year as well as specific detail project pages (see below for sample) for each project proposed to be included in the recommended budget.

Components for Each Capital Project Page:

Project Title – This is the project's name.

Project No. – This is a unique identification number assigned to the project for accounting purposes.

CIE Requirement – This indicates whether this project addresses a Capital Improvement Element as defined under the Growth Management Act of 1985.

Level of Service Impact – If the project addresses a CIE element, this indicates what impact it has on the level of service:

(M) – This indicates a project relates to the repair, remodeling, renovation or replacement of an existing County facility in order to maintain levels of service in the Comprehensive Plan.

(E) – This indicates the construction of a new facility or expansion of an existing facility that will reduce or eliminate deficiencies in the levels of the service in the Comprehensive Plan.

(F) – This indicates the construction of a new facility or expansion of an existing facility is needed to meet levels of service for new development.

(N/A) – This indicates that the project is not covered by the Capital Improvements Element.

Sample Capital Project Detail Page

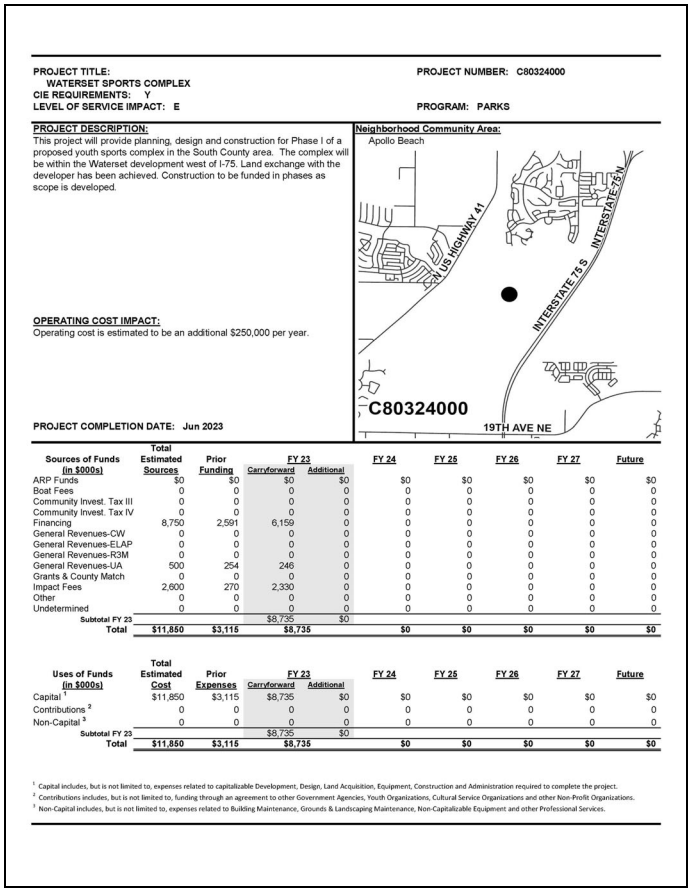

PROJECT TITLE: WATERSET SPORTS COMPLEX
PROJECT NUMBER: C80324000
CIE REQUIREMENTS: Y
LEVEL OF SERVICE IMPACT: E
PROGRAM: PARKS

PROJECT DESCRIPTION:
This project will provide planning, design and construction for Phase I of a proposed youth sports complex in the South County area. The complex will be within the Waterset development west of I-75. Land exchange with the developer has been achieved. Construction to be funded in phases as scope is developed.

Neighborhood Community Area: Apollo Beach

OPERATING COST IMPACT:
Operating cost is estimated to be an additional $250,000 per year.

PROJECT COMPLETION DATE: Jun 2023

Sources of Funds ($000s)	Total Estimated Sources	Prior Funding	FY 23 Carryforward	FY 23 Additional	FY 24	FY 25	FY 26	FY 27	Future
ARP Funds	$0	$0	$0	$0	$0	$0	$0	$0	$0
Boat Fees	0	0	0	0	0	0	0	0	0
Community Invest. Tax III	0	0	0	0	0	0	0	0	0
Community Invest. Tax IV	0	0	0	0	0	0	0	0	0
Financing	8,750	2,591	6,159	0	0	0	0	0	0
General Revenues-CW	0	0	0	0	0	0	0	0	0
General Revenues-ELAP	0	0	0	0	0	0	0	0	0
General Revenues-R3M	0	0	0	0	0	0	0	0	0
General Revenues-UA	500	254	246	0	0	0	0	0	0
Grants & County Match	0	0	0	0	0	0	0	0	0
Impact Fees	2,600	270	2,330	0	0	0	0	0	0
Other	0	0	0	0	0	0	0	0	0
Undetermined	0	0	0	0	0	0	0	0	0
Subtotal FY 23			$8,735	$0					
Total	$11,850	$3,115	$8,735		$0	$0	$0	$0	$0

Uses of Funds ($000s)	Total Estimated Cost	Prior Expenses	FY 23 Carryforward	FY 23 Additional	FY 24	FY 25	FY 26	FY 27	Future
Capital [1]	$11,850	$3,115	$8,735	$0	$0	$0	$0	$0	$0
Contributions [2]	0	0	0	0	0	0	0	0	0
Non-Capital [3]	0	0	0	0	0	0	0	0	0
Subtotal FY 23			$8,735	$0					
Total	$11,850	$3,115	$8,735		$0	$0	$0	$0	$0

[1] Capital includes, but is not limited to, expenses related to capitalizable Development, Design, Land Acquisition, Equipment, Construction and Administration required to complete the project.
[2] Contributions includes, but is not limited to, funding through an agreement to other Government Agencies, Youth Organizations, Cultural Service Organizations and other Non-Profit Organizations.
[3] Non-Capital includes, but is not limited to, expenses related to Building Maintenance, Grounds & Landscaping Maintenance, Non-Capitalizable Equipment and other Professional Services.

Program – This indicates the capital program to which this project pertains.

Project Description – This describes the scope of work.

Operating Cost Impact – This is an estimate of the ongoing annual operating and maintenance funding this project will require once completed.

Project Completion Date – This is the estimated date the project will be ready for its intended use.

Neighborhood Community Area – This indicates the area of the county the project will occur. A copy of the Neighborhood Community Area map can be found in the Appendix section of this document.

Sources of Funds – This shows by year the sources of funding. Many projects have multiple sources of funding.

Uses of Funds – This shows by year the planned uses of funds summarized by capital, contributions and non-capital.

These draft documents are distributed to the departments for another review and the opportunity to correct information. Upon completing their review, the Capital Budget Team meets with the appropriate program directors and representatives to resolve outstanding issues and ensure that all are in agreement with the current information.

Budget preparation meetings held with Directors, Executive Team members and budget staff during February through April include discussions regarding capital projects. Decisions made at these meetings are incorporated into the documents and communicated to the appropriate departments.

Final revisions are incorporated into the Recommended Capital Budget and the Recommended Capital Improvement Program (CIP) in mid-May and delivered to the Board of County Commissioners in June or July. Throughout the budget development process, the County Administrator and Management and Budget staff conduct several budget workshops with the Board of County Commissioners to provide them with revenue projection updates and to obtain overall policy guidance.

Once the recommended budget and CIP are delivered to the Board, a series of budget workshops and public meetings are held. During this period, the Hillsborough County City - County Planning Commission also reviews the recommended CIP to ensure compliance with the County's Comprehensive Plan. Two statutorily required public hearings are held in September to gain public input. A separate public hearing is held following the budget adoption to also adopt the CIP.

Final budget documents reflecting the Adopted Budget and Adopted Capital Improvement Program are then prepared and distributed in both hardcopy and electronic formats. Once the Capital Budget and CIP are formally adopted, changes to the budget can only be made in accordance with the budget amendment process defined in BOCC Policy 03.02.02.00 - Capital Budget and Capital Improvement Program, which ensures compliance with budget amendment requirements per Florida State Statute 129.06. The BOCC policy also specifies that the list of projects included in the adopted CIP may only be revised through formal Board resolution.

Funding Sources

Funding for capital projects comes from a variety of sources, but generally falls into one of several categories: ad valorem taxes, the Communications Services Tax, the Community Investment Tax, gasoline taxes, enterprise fees, special assessments, impact fees, mobility fees, grants or financing.

- Ad Valorem (Property) Taxes are taxes levied by the Hillsborough County Board of County Commissioners on property within the County.

  There are three ad valorem taxes imposed by Hillsborough County – the countywide property tax imposed on all properties within the county with use restricted to projects providing countywide benefit; the unincorporated area property tax imposed on all properties in the unincorporated area of the county with use limited to projects that benefit the unincorporated area; and the special library property tax, imposed on all properties within the City of Tampa and the unincorporated area of the County with use restricted to library projects. Both Temple Terrace and Plant City maintain their own library systems so properties within these two municipalities are not subject to the special library tax.

  Additionally, two voter approved ad valorem taxes are used to pay debt service on the Jan K. Platt Environmental Lands Acquisition and Protection Program (ELAPP) bonds and on Parks and Recreation bonds.

- The Communications Services Tax is a 4% tax imposed on local and long distance telephone calls, cable, fax, pagers and beepers, cellular phone services and other related telecommunication services. The Board of County Commissioners originally designated 1% of this tax for the construction of new fire stations. Beginning in FY 06, the Board increased the allocation by an additional ½ %, for a total of 1½% for the construction of fire stations. However, due to the continuing ad valorem roll back requirements by the State Legislature and the effects of Amendment 1, approved by the voters on January 29, 2008, the amount and the percentage allocated to the construction of new fire stations in FY 09 was reduced to ½%. The remainder of the 1½% is used to offset a portion of the reduction in property tax revenues funding operating expenditures.

- The Community Investment Tax is a ½% sales tax on the price of taxable goods, as defined by State statute, sold within the County. Approved for a thirty year period by public referendum in 1996, use of this tax is restricted to acquiring, constructing, and improving infrastructure and purchasing equipment with a useful life of at least five years to promote the health, safety and welfare of Hillsborough County residents. This tax expires on November 30, 2026.

- Gasoline taxes used to fund capital projects are the Six Cent Local Option Gasoline Tax, the Voted (Ninth Cent) Gasoline Tax and the Constitutional Fuel Tax. Permitted uses for each of these taxes are defined by statute, and in the case of the Voted Ninth Cent Gasoline Tax, are further restricted by County ordinances.

  The Six Cent Local Option Gasoline Tax is limited to transportation expenditures for public transportation operations and maintenance; roadway and right-of-way maintenance and equipment and structures used primarily for the storage and maintenance of this equipment; roadway and right-of-way drainage; street lighting; traffic signs, traffic engineering, signalization and pavement markings; bridge maintenance and operation; debt service and current expenditures for transportation capital projects including construction or reconstruction of roads.

  Use of the Ninth Cent Gasoline Tax is restricted by County ordinance to the road resurfacing program.

  The Constitutional Fuel Tax collected by the State on behalf of the County is first used to meet debt service, if any, of debt assumed by the State Board of Administration payable from this tax. Any remaining tax proceeds may be used by the County for the acquisition, construction, and maintenance of roads as defined by statute or as matching funds for grants specifically related to these purposes.

- Enterprise fees are charges for services imposed on users of facilities of the two programs funded through enterprise funds - Solid Waste and Water/Wastewater/Reclaimed Water. An annual fee schedule for each enterprise fund is set by the Board of County Commissioners. Use of these revenues is restricted to operating, maintaining or building new infrastructure for the respective service for which the fee is being collected.

- Special assessments are charges levied by statute or ordinance for a specific purpose. One example is the stormwater fee, a non-ad valorem special assessment levied on the annual property tax bill, used to help fund the stormwater capital program.

- Impact fees are fees imposed on new commercial and residential construction to help fund additional infrastructure needed to support the added load on County infrastructure resulting from the new construction. The unincorporated area of the County is divided into zones for each type of impact fee.

  Use of impact fees collected within each zone is restricted to projects which add capacity to the respective infrastructure within that zone. There are four types of impact fees: transportation, parks, fire and schools. Impact fees are governed by the County's Consolidated Impact Fee Assessment Program Ordinance.

- Mobility Fees are a one-time charge on new development to pay for offsite transportation improvements that are necessitated by new development. On April 26, 2016 the Board of County Commissioners adopted the Mobility Fee Ordinance that would replace the current transportation impact fees and transportation concurrency. The Mobility Fee Program became effective January 1, 2017.

- Financing is the last source of funding. It includes both long-term and short-term financing. Short-term financing via a commercial paper borrowing program is used to borrow funds when needed in order to keep projects on schedule and to keep financing costs down.

  Upon completion of capital projects, the County either uses available cash or issues long-term debt at favorable interest rates to pay off outstanding short-term notes, unless there is an economic advantage in keeping short-term, variable rate notes outstanding.

Uses of Funds

Capital budget expenditures are related to one of the eight capital programs: Fire Services, Libraries, Government Facilities, Parks, Solid Waste Enterprise, Stormwater, Transportation, and Water Enterprise. It also includes the Environmental Land Acquisition and Protection Program (ELAPP) and the Major Repair, Renovation, Replacement and Maintenance (R3M) program. Planned capital project expenditures are summarized into the following categories:

Capital – These are costs incurred as part of delivering the project that will be capitalized with the asset when

the project is complete. Capitalizable development, design, land acquisition, equipment, construction and administration expenditures required to complete the project are examples of capital costs.

Contributions – Contributions represent funding through an agreement to other government agencies, youth organizations, cultural services organizations and other non-profit organizations and won't be capitalized when the project is complete.

Non-Capital – These are costs incurred as part of delivering the project but won't be capitalized with the asset when the project is complete. Building maintenance, grounds and landscape maintenance, non-capitalizable equipment and other professional services are examples of non-capital costs.

Capital Projects Operating Impacts

The Capital Budget and Capital Improvement Program (CIP) are integral elements of the County's biennial budgeting process. The cost of operating new or expanded facilities or infrastructure can be significant and is included in the operating budget in the fiscal year the asset becomes operational. However, in some cases, like the construction of a new jail, the operational impact may be phased-in gradually while the new jail is under construction. This is because as the jail population increases beyond its operational capacity so does the need for additional funds for overtime pay, add new staff, jail and food supplies, and operational equipment, thus spreading the increased operating impact over a number of years rather than impacting the budget all at once when the jail opens. Historically, operating costs of non-enterprise facilities have been funded from property taxes. Consideration of operating costs becomes particularly critical with the property tax restrictions now in effect and the past property tax reductions due to the recession. In some cases, it may be prudent to defer or cancel construction of a facility because there will be no funds to operate it.

Debt service payments on issued debt for capital projects are also included in the operating budget. The amount of required debt service relative to the size of the annual budget is an important indicator of fiscal obligations. Since debt service expenditures reduce the amount of funds available for other operating or capital uses, it is important that the ratio of debt service to the total operating budget remain at a prudent level.

Issuance of short–term commercial paper to provide adequate cash flow for approved projects does not have an impact on the operating budget. This is because these costs are rolled to subsequent notes until the projects are completed, at which time available cash or long-term debt is used at favorable interest rates to pay off outstanding short-term notes, unless there is an economic advantage in keeping short-term debt.

Specific FY 23 incremental operating cost impacts of capital facilities are discussed below in each program's highlights section. The Recommended Budget for FY 23 includes these operating costs. A full listing of incremental operating cost impacts can be found in the appendix section of this document.

Program Highlights

The following program highlights focus on each program's portion of the FY 23 – FY 27 Recommended CIP. Under annual budgeting, both new funding and any carry-forward funding from the previous year appear in the CIP. As a result, many schedules in this document have separate "Carryforward" and "Additional" columns when presenting FY 23 budget data.

A number of projects that are shown in the program sections appear in the Capital Improvement Program as "Post Construction". These projects have finished their primary construction phases and may have been placed in use; nevertheless, some of these projects still have unspent balances that are earmarked for post-construction project costs.

Fire Services

The Recommended FY 23 – FY 27 Fire Services Program totals $75.7 million. The program is funded with fire impact fees, Communications Services Tax, general revenues, financing and American Rescue Plan (ARP) funds.

Four new projects are being added to the program in this Recommended CIP. The Comprehensive Communications Plan/Alternate EOC project will implement a technology solution capable of providing top-down management and relief effort coordination tools that would help deliver the fastest and most effective emergency response when dealing with incidents such as hurricanes and the COVID-19 Pandemic. This implementation would also include installation of the communications equipment and tower required to make the alternate EOC site operational. The construction of a Fire Rescue/Emergency Management Warehouse will enable storage of essential supplies used in day-to-day operations and in responding to disasters. Restroom and shower repairs at various locations will be completed as part of the Fire Station Restroom and Showers Renova-

tions project. The Sun City North Fire Station will design and construct a new 3 bay station on previously acquired property to enhance service in that area.

As part of the federal response to the COVID-19 pandemic, the County received funding through the American Rescue Plan Act (ARP). Various agenda items were brought to the BOCC for approval during FY 22 to allocate these funds to projects. As part of that process, three fire station replacement projects were created and approved – Armdale Fire Station #10, Gunn Highway Fire Station #13 and Palm River Fire Station #15. These stations are at or near the end of their useful life and will be replaced to increase functionality and operational efficiency.

Apollo Beach Fire Station #29 Under Construction

Projects continuing into FY 23 include replacing Thonotosassa Fire Station #21 at a new location, addressing drainage issues at the Palm River Fire Station and renovating the interior of University Area Fire Station #5. The Fire Station Hardening project will provide upgrades to additional fire stations to enhance resilience. In order to fund the purchase of important fire and safety equipment, the Fire Rescue Equipment Replacement/Modernization project receives $1.9 million each year from FY 23 through FY 27 from the Communications Services Tax allocated to Fire Rescue. Impact fees were added to this project in FY 19 to fund the purchase Self Contained Breathing Apparatus (SCBA) equipment.

On June 5, 2019, the Board of County Commissioners adopted an Ordinance amending the County's Consolidated Impact Assessment Program Ordinance to update the fire service impact fee schedule and to add an impact assessment for emergency medical services that are currently provided by Hillsborough County Fire Rescue. The revised fees took effect on October 1, 2019 and incremental revenues have been programmed into the Land Acquisition for New Fire Stations project, the Sun City North Fire Station and reserves.

Three projects funded by a FY 19 bond issuance to help address capacity needs reached substantial completion during FY 22. Two new stations were constructed to help improve response times – one in Brandon (Central Brandon Fire Station #45) and one in Riverview (Rhodine Fire Station #46). Apollo Beach Fire Station #29 was built in a new location to replace the prior station which will result in improved response times and a better functioning facility. One other bond funded project, the Fire Apparatus and Equipment for New Fire Stations project, was established to equip these new stations and will be completed in FY 23.

Operating Impact – Two projects are scheduled for completion in FY 23. One is maintenance related (Fire Station # 5 University Area Interior Renovations) and one is purchasing new equipment (Fire Apparatus and Equipment for New Fire Stations) which won't result in any significant change in operating costs. An ongoing project to harden fire stations will result in a minor increase in operating cost related to generator maintenance and testing.

Fire Services Projects	New Positions	Operating Impact (In thousands)
		FY 23
Fire Stations Hardening	0	$10.0

Government Facilities

The Recommended FY 23 – FY 27 Government Facilities Program totals $114.7 million. Funding sources for the program are Community Investment Tax, enterprise fees, financing, grants, general revenues, BP oil spill funds and American Rescue Plan (ARP) funds.

Seventeen new projects are being added to the program in this Recommended CIP. The African American Arts & Cultural Center project will begin design of a new 45,000 to 58,000 square foot facility which will incorporate the existing social services, head start and medical services from the West Tampa Resource/Service Center. Construction funding is anticipated in the future. Various projects will enhance existing Court facilities. The Edgecomb Courthouse will receive technology and furniture for the 4th floor buildout and lighting controls will be replaced. Access controls will be replaced at various

courthouse locations and the State Attorney will get an additional conference room. Two judicial chambers and two courtrooms will be built out at the Pat Frank Court Building.

The Public Defender will have its 6th floor office expanded and 1st floor modified to enhance security. Work in the area of the Falkenburg Warehouse will replace the Clerks emergency generator, repave a parking lot and replace window canopies. A project will begin to renovate the housing pods at the Falkenburg Road Jail. Two maintenance projects will replace hurricane curtains at the Roger Stewart Center and renovate buildings at the Human Development Center. A contribution will be made to High 5 Inc. to refurbish a swimming pool and additional solar projects will be completed at various County facilities. Finally, land located within the Falkenburg Complex on Columbus Drive will be acquired to accommodate future County facilities.

As part of the federal response to the COVID-19 pandemic, the County received funding through the American Rescue Plan Act (ARP). Various agenda items were brought to the BOCC for approval during FY 22 to allocate these funds to projects. As part of that process, two new Government Facilities projects were created and approved. The Community Based Step-Down Facility - ARP Act 3 Funds project will renovate the former Sheriff's Work Release Center located at 1800 Orient Road to offer comprehensive services for participants exiting the local County jail who suffer from substance abuse and behavioral health related issues. The Outdoor Senior Fitness Zones - ARP Act 3 Funds project will provide funding for the installation of outdoor senior fitness equipment at various Senior Centers and Adult Day Care Centers to provide opportunities for the County's seniors to exercise safely and remain active when viral diseases transmission rates are high.

Solar Panels – Ruskin Recreation Center

One other project was brought to the Board during FY 22 for approval. The Edgecomb 4th Floor Civil Court Expansion project will design and construct two additional Civil Courtrooms and associated spaces within the 4th floor shell space designated for future expansion.

Several projects continue in this Recommended Capital Budget with many being maintenance related. Four projects will tackle painting and parking lot renovations at various County facilities. Carpet will be replaced at the Edgecomb Courthouse, County Center and the Roger Stewart Complex. The University Community Resource Center will have its HVAC system replaced. The County Center will continue to have its air handlers replaced along with roof fans in conjunction with the re-roof project.

A project will provide for security enhancements at the County Center and other County buildings. Funds have been set aside to help establish a future film studio / film school in the county. Funding is also provided for a new Adult Day Health Services Center to be developed in South County.

Consolidated and Hardened Maintenance Facility – South Service Unit

One of the continuing projects will improve space utilization at the Edgecomb Courthouse by renovating the 5th floor to allow for one large courtroom with approximately 160 gallery seats and a full jury box (14-16 seats). One other courts project will enable the relocation of the Juvenile Diversion Program. The La Paloma Head Start Facility Replacement project will replace the existing modular building at 3419 N. Nebraska Avenue, Tampa with a new, expanded block building which will include Head Start as well as Early Head Start classrooms. The ERP System Enhancements project funds a full system

upgrade to address improvement opportunities for the Oracle E-Business Suite software.

During FY 19, a bond was issued that supported various governmental, fire and parks facilities projects. Many of the projects are in the Government Facilities program. Two projects promote sustainability by upgrading lighting in existing facilities to LED and adding solar panels to various buildings. Land was acquired in downtown Tampa to accommodate a future planned expansion of the court complex. The Emergency Generators at Various Locations project includes engineering and installation of emergency generators and associated infrastructure upgrades at various emergency shelters (such as public schools) and other critical facilities to provide back-up power capability.

An important set of projects added during FY 18 and now in large part funded by the bond issue mentioned above are the Consolidated and Hardened Maintenance Facilities projects. These projects are designing and constructing four new consolidated and hardened maintenance facilities for the Public Works, Public Utilities and Fleet Services Departments to replace the following existing facilities: West Service Unit, East Service Unit, South Service Unit and Traffic Operations/Maintenance Facility at Sabal Park. The current facilities are 40 – 50 years old and are near the end of their useful lives. The new facilities will provide efficient and secure shelter for pre and post disaster response.

Many other important projects are continuing into this Recommended CIP. The South County Cultural Arts Center project will develop options for locations, scope and cost for a cultural arts center in the Southshore area of Hillsborough County. The South County Workforce Center is not currently funded but represents a possible future County investment in that facility. The Hanna Facility Repurpose project will renovate portions of the former Fire Rescue headquarters to accommodate other County agencies.

The Historical Preservation Matching fund program continues in FY 23 to help preserve historic community assets. The Northwest Area Head Start / Service Center project will develop a new Head Start facility and research opportunities for a new service center to provide enhanced customer service in the northwest area of Hillsborough County.

The Annual Public Art Plan, as recommended by the Public Art Committee, is included within the appendix section of this document. Current funding is adequate for projects that are in process at this time.

Public Art – Balm Boyette Roundabout

Five projects will reach substantial completion prior to the end of FY 22. The Clerks Falkenburg Road Warehouse will have its HVAC system replaced. The waterproofing of downtown buildings will be completed. The Consolidated & Hardened Maintenance Facilities - Traffic Operations / Maintenance Center and Traffic Management Center combined work effort will reach substantial completion. The installation of LED lighting at various County facilities has reduced energy consumption and make buildings more efficient.

There are eight projects that are scheduled to reach substantial completion in FY 23 and most are maintenance related. Carpet replacement projects will be completed at the Edgecomb Courthouse, County Center and Roger Stewart Complex. The Edgecomb Courthouse will also have its lighting controls replaced. The Clerk's Falkenburg Road facility will have its generator replaced and the University Community Resource Center will get a new HVAC system. The one remaining Consolidated and Hardened Maintenance Facilities (West Service Unit) will be ready for use.

Operating Impact **–** None of the projects that are scheduled to reach substantial completion in FY 23 will have an impact on operating costs. One ongoing master project to install new emergency generators will result in a small increase in maintenance costs.

Government Facilities Projects	New Positions	Operating Impact (In thousands)
		FY 23
Emergency Generators at Various Locations	0	$68.0

Libraries

The Recommended FY 23 – FY 27 Library Services Program totals $41.1 million. The program is funded with ad valorem tax proceeds from the Special Library Taxing District and grant funding.

Four new projects are being added to the program this year. Two are maintenance related – the North Tampa Library will have its chiller replaced and the Ruskin Library will have its roof replaced. The Sentinel Bulletin Archiving project will preserve and digitize the Sentinel Bulletin historic archive of newspapers which includes 118 bound volumes (1945-2010) that have been housed at the C. Blythe Andrews, Jr. Public Library's Special Collection since 2019. The collection contains approximately 400,000 pages. This is a one of kind collection of the only African American centered newspaper in the Tampa Bay area. Initial funding has been put in place to create a temporary library in Wimauma at the former Bethune Park senior congregate dining site. This project will renovate the existing building and provide furniture and fixtures. In the future, a site will be selected for construction of a permanent library in the Wimauma area.

North Tampa Library Renovations

There are several carry-over projects included in this program. Initial funding has been put in place to explore site options and project development for a future new library to be located in the Fishhawk area in southeast Hillsborough County. The Libraries Safety and Security Upgrades project will install access control systems, replace proprietary alarm systems and install/upgrade surveillance systems, etc., at various libraries to improve safety and security for library staff and customers. Restroom facilities will be renovated at various libraries to update their functionality, fixtures, and finishes. Project development, design and construction will begin on an effort to replace the Thonotosassa Library with a larger and more functional facility at a newly acquired site.

The John Germany (Main Library) Various Improvements and Planning Study project includes various renovations to the building and site to meet customer needs. The Burgert Brothers Photo Archive Preservation project will preserve and digitize the prints and negatives of the collection. Landscaping will be improved at various libraries with the Landscape Renovation project.

C. Blythe Andrews, Jr. Library

The Brandon Library Replacement – Phase 2 project provides funds to construct a new, expanded and relocated library in Brandon (funds may also be used for improvements to the existing facility). Five continuing projects will renovate existing libraries (Austin Davis, Fendig, Southshore, Town 'N Country and West Tampa). The C. Blythe Andrews, Jr. Library opened and is fully operational, but some post construction activities are wrapping up.

One project reached substantial completion during FY 22. Renovations on the Lutz Library were completed. There is one project that is scheduled to reach substantial completion in FY 23, the Ruskin Library Roof Replacement project.

Operating Impact – Since it is maintenance related, there is no incremental operating cost impact for the project that is scheduled to reach substantial completion in FY 23 listed above.

Parks

The Recommended FY 23 – FY 27 Parks Facilities Program totals $162.7 million. The program is funded through a combination of impact fees, Community Investment Tax proceeds, ad valorem tax proceeds, long-term financing, Boat Improvement Fees, BP oil spill funds and American Rescue Plan Act (ARP) funds.

Thirteen new projects have been added to the Parks Capital Budget including the Lithia Springs ADA Playground Replacement at $900,000, the Ruskin Commongood Boat Ramp Boardwalk Replacement at $300,000, the Veterans Memorial Park Amphitheater Shade Sail at $150,000, the Veterans Memorial Park/Resource Center Improvement - Phase 2 at $3.4 million and eight R3M projects to maintain existing Parks facilities totaling $2.9 million. The Veterans Memorial Park/Resource Center Improvement - Phase 2 will design and construct a 4,600 sq ft expansion to the existing Veteran's Resource Center and associated site work.

Medard Park Observation Tower

Thirteen projects are scheduled for completion in FY 23 including the Waterset Sports Complex. The Waterset Sports Complex project will provide planning, design and construction for Phase I of a proposed youth sports complex in the South County area. The complex will be within the Waterset development west of I-75.

Eight projects were completed in FY 22 including the Bloomingdale East Sanitary Upgrade, the Carrollwood Cultural Center HVAC Replacement, the LED Sports Lighting Upgrade, the Lucy Dell Community Pond / Central County Area Park Improvements, the Park Maintenance Unit 1 Roof Replacement, the Providence Skate Park Sanitary Connection, the Seffner/Mango Park Playground Improvements and the Medard Park Observation Tower. The Medard Park Observation Tower provided funding to construct an observation tower on the main side of the park. Visitors are no longer able to access the old observation tower on the other side of the damaged boardwalk.

Several significant projects in the program are the Countywide Soccer Complex which will design and construct a regional tournament soccer complex to include restrooms, concession stands, parking, lighting, maintenance building, locker room, equipment and site improvements and the Lucy Dell Community Pond / Central County Area Park Improvements. This project developed County-owned surplus property located in the vicinity of Nuccio Park into a new Community Park that will encourage prosperity and citizen interaction, deter crime and increase community safety and well-being. The project scope also includes improvements at various other parks located within the Central County Area as budget permitted.

Another significant project in the Capital Budget is the All Peoples Park Expansion. This project will consist of master planning for the existing 28-acre All Peoples Life Center property located at 6105 E. Sligh Avenue, Tampa, to provide a phased development plan for the entire site. The intent is to enhance accessible recreational opportunities for County citizens and design and construct several amenities.

As part of the federal response to the COVID-19 pandemic, the County received funding through the American Rescue Plan Act (ARP). Various agenda items were brought to the BOCC for approval during FY 22 to allocate these funds to projects. As part of that process, one Park project was created and approved. The Pickleball Complexes - ARP Act Revenue Recovery Funds project will provide for the design and construction of pickleball courts at various locations throughout the County.

Jan K. Platt Environmental Lands Acquisition and Protection Program (ELAPP)

The Jan K. Platt Environmental Lands Acquisition and Protection Program (ELAPP) is a voluntary land preservation program based in the Conservation and Environmental Lands Management Department. The ELAP Program is dedicated to the protection and preservation of natural and environmentally significant resources, as well as restoration of natural habitat. Properties preserved through ELAPP are available for recreational uses compatible with the preservation objectives. Some of the criteria used when considering a property for protection are: contains unique or scarce natural habitat for endangered species, protection of water resources, or lands that buffer, link or provide access to existing environmentally sensitive lands.

Historically, funding was secured through an operating and debt service ad valorem millage not exceeding 0.25 mills in any one-year period. A four-year property tax was originally approved by 71% of the voters in 1987 and in 1990 a referendum authorizing $100 million in bonds was approved by 73% of the voters. In November 2008, nearly 79% of the voters approved the issuance of up to $200 million in bonds to continue capital funding for the ELAP Program. So far $128.4 million has been issued of the $200 million authorized by the voters.

As of October 1, 2017, the County has preserved approximately 61,811 acres at a cost of $262.8 million, of which $87.1 million (or 33%) has been funded by other agencies.

Operating Impact – The following table identifies the stand-alone projects that are scheduled for completion in FY 23 that have a separately identified operating impact. Ongoing master projects that have an identified operating impact are also listed in the table below.

Parks Projects	New Positions	Operating Impact (In thousands)
		FY 23
All Peoples Park Expansion	0	$10.0
Mann-Wagnon Memorial Park Canoe Launch	0	3.3
Parks Shade Covers	0	20.0
Riverview / Brandon / East Area Parks	0	15.0
Skyway Park Playground Shade	0	3.3
Waterset Sports Complex	0	83.3

Solid Waste Enterprise

The Recommended FY 23 – FY 27 Solid Waste Enterprise Program totals $827.9 million. The Solid Waste Enterprise Program is funded with financing and revenues generated from fees and assessments paid by customers of the enterprise.

Southeast County Landfill Facility Improvements

The program consists of ten active projects which concentrate on enhancing the Solid Waste services centers throughout the county. One of these projects is the Northwest Transfer Facility Improvements. This project will design, permit, construct and provide quality assurance for the Northwest Community Collection Center Improvements project. The improvements are necessary to provide a better site configuration thus improving safety, customer traffic flow, efficiency of the operation and improve the overall customer experience while using the facility.

Another project included in the program is the Southeast Resource Recovery Facility Expansion at $612.5 million. The Southeast Resource Recovery Facility Expansion project will design, permit and construct a new waste-to-energy facility rated to process at least 1,950 tons of waste per day. The Project will be sized and work in conjunction with the existing waste-to-energy, to accommodate the projected increase in both the County and regional waste tonnage. Initially, the Project will have three waste processing units, with the capability of expansion for one additional waste processing unit for projected future growth. The Project will generate revenue from user tipping fees, electrical energy from two electric turbine generators, and metals and aggregate recovery.

Resource Recovery Facility Improvements

One significant project in the program is the Resource Recovery Facility Improvements. The Resource Recovery Facility has four boilers that burn the waste and generate steam for turning two turbines that generate 35-40 Mega Watts of electricity for use by other County Departments and for retail sales that generate revenue for the Division. Three of the Boilers were built in 1989 and one in 2009. This project allows for the evaluation, identification and prioritization of recommended actions for equipment in need of upgrades to increase the performance and safety of the facility. The anticipated improvements include road improvements, auto combustion regulators on boiler to increase combustion efficiency, auto dialer notification, increased environmental protection with separation of stormwater and ash, boiler steam and tube replacement and other upgrades

Operating Impact – No projects are scheduled to begin incurring operating costs in FY 23.

Stormwater

The Recommended FY 23 – FY 27 Stormwater Program totals $183.8 million. The program is funded with a combination of Stormwater Fees, Community Investment Tax, Enterprise Fees, general revenue, grants, the BP oil spill fund and American Rescue Plan Act (ARP) funds.

No new projects are being added as part of this Recommended CIP, but five projects were added during FY 22. As part of the federal response to the COVID-19 pandemic, the County received funding through the American Rescue Plan Act (ARP). Various agenda items were brought to the BOCC for approval during FY 22 to allocate these funds to projects. As part of that process, five Stormwater projects were created and approved. Three projects will address drainage issues in the Progress Village and 56th and Hanna areas. The Delaney Creek Water Quality Improvements project will address pollutant loading and stormwater management for that area. The Stormwater Drainage and Water Quality Improvements project will design and construct drainage improvements to alleviate neighborhood flooding at various locations.

The program includes eleven master projects that provide for the maintenance, rehabilitation, construction and improvement of the Hillsborough County Stormwater system.

The Culvert Renewal and Replacement Program replaces or repairs culverts at various locations throughout Hillsborough County. The Watershed Master Plan Updates and Watershed Drainage Improvements projects study the water quantity, and water quality if applicable in various watersheds within Hillsborough County and constructs various regional and intermediate stormwater improvements. The Neighborhood Drainage Improvements projects alleviate flooding on County-maintained roadways that do not meet the County's level of service for flood protection. These projects are initiated at the conclusion of a drainage investigation of actual flooding identifying the deficiencies. The Water Quality Improvements and Environmental Program projects implement water quality improvements and alleviate stormwater pollutant loading to surface waters.

Neighborhood System Improvements

The Canal Dredging and Preventative Measures project continues into FY 23. This project will provide grant funding for coastal canal dredge projects that will improve and enhance navigation pursuant to the Board of County Commissioners' Policy #01.31.01.00.

No stand-alone projects were completed in FY 22, but three of the ARP funded projects should reach substantial completion during FY 23 (the 56th and Hanna Regional Drainage Improvements, Progress Village Local Drainage Improvements and Delaney Creek Water Quality Improvements projects).

Neighborhood Drainage Improvements

Operating Impact – New stormwater infrastructure normally does not have explicit additional operating costs beyond additional materials and supplies for maintenance. Ongoing annual maintenance costs for stormwater improvements are estimated at $2.50 per $1,000 of project cost. Stormwater infrastructure maintenance requirements include keeping drainage areas free from silt, litter, leaves and debris as well as repairing cracked or broken stormwater pipes, culverts and other stormwater infrastructure. Unanticipated maintenance of new stormwater infrastructure can be absorbed within the operating budget of the various maintenance components of the Public Works Department. However, as more infrastructure becomes operational each year, additional staff and equipment will be needed at some future date to maintain infrastructure at desired levels.

Ongoing master projects with an annual operating cost impact in FY 23 are listed in the table below. Two of the three stand-alone ARP funded projects that will reach substantial completion in FY 23 also have an operating cost impact.

Stormwater Projects	New Positions	Operating Impact (In thousands)
		FY 23
Culvert Renewal and Replacement Program	0	$63.3
Delaney Creek Water Quality Improvements - ARP Act 3 Funds	0	1.7
Major Neighborhood Drainage Improvements	0	3.5
Neighborhood Drainage Capital Improvements	0	46.9
Neighborhood Drainage Improvements	0	0.6
Progress Village Local Drainage Improvements - ARP Act 3 Funds	0	1.0
Stormwater Drainage and Water Quality Improvements - ARP Act 3 Funds	0	5.5
Water Quality Improvement & Environmental Program	0	7.8
Water Quality Improvements and Environmental Program	0	3.5
Watershed Drainage Improvements	0	5.7

Transportation

The Recommended FY 23 – FY 27 Transportation Program totals $413.3 million. The program is funded with a combination of Fuel Tax, Community Investment Tax, Financing, General Revenues, Grants, Impact Fees, Mobility Fees, American Rescue Plan Act (ARP) funds and the BP oil spill fund.

In November 2018, a citizen-initiated transportation ballot initiative was approved by the voters resulting in a new 1% Transportation Sales Surtax. The collection of this tax began in January 2019 but in a February 25, 2021 ruling, the Florida Supreme Court invalidated this tax and it is no longer being collected. A schedule summarizing the surtax revenue is included in the appendix section of this document.

No new projects are being added as part of this Recommended CIP, but two projects were added during FY 22. As part of the federal response to the COVID-19 pandemic, the County received funding through the American Rescue Plan Act (ARP). Various agenda items were brought to the BOCC for approval during FY

22 to allocate these funds to projects. As part of that process, two Transportation projects were created and approved. Both projects (the Sidewalk Improvements - ARP Act 3 Funds and Sidewalk Improvements - ARP Act Revenue Recovery Funds projects) will repair existing sidewalks and upgrade sidewalks to be ADA compliant across Hillsborough County.



Citrus Park Drive Corridor Improvements

Three of the projects that were added to the Transportation Capital Budget in FY 22 are continuing into FY 23. The Balm Boyette/Alafia Connector Trail and South Coast Greenway Trail 19th Avenue (US 41 to 30th) projects will evaluate alternatives for new trails. The Roadway Pavement Preservation – ARP Act Revenue Recovery Funds project was established after the BOCC directed that $40 million of American Rescue Plan dollars received from the federal government be used for resurfacing projects. Roads will be improved at various locations throughout the county.

Key areas in the Transportation Program that continue include corridor improvement projects (19th Avenue NE, Bell Shoals Road, Big Bend Road, East 131st Avenue, Lithia Pinecrest Road, South 78th Street and Van Dyke Road), intersection / interchange improvements (Big Bend Road at I -75, various locations on Lumsden Road, safety enhancements at various locations) and roadway improvements (University Area improvements and Sun City Center pedestrian mobility improvements). The Corridor Safety Retrofit Improvements project will provide safety retrofit improvements in high injury crash and high safety risk locations. It includes safety enhancements with major road resurfacing projects.

Sidewalk Repair Program

Many other previously funded projects continue in this Recommended CIP. The Safe Routes to School Program includes sidewalks near schools, school safety circulation enhancements, new sidewalks on county roads, new and enhanced pedestrian crossings, signs and pavement markings. Funds have also been allocated for three trails projects (Balm Boyette/Alafia Connector, South Coast Greenway and Upper Tampa Bay) and are now being managed by Public Works and included in the Transportation program.

The program also includes funding for bridge replacements, bridge repairs, intersection improvements, sidewalks, pavement preservation, and safety Improvements.

Eight projects reached substantial completion during FY 22. The Calusa Trace Neighborhood Resurfacing and Osprey Ridge Drive Resurfacing projects addressed pavement improvement needs in those neighborhoods. Citrus Park Drive was extended to help alleviate congestion in the northwest area of the county. The Apollo Beach Boulevard I-75 Overpass project created an im-

portant new east-west connection in that area. The Tampa Bypass Canal Trail project was completed along with the South Coast Greenway Trail Gibsonton Segment (Phase VI) project which constructed a 10 to 12-foot-wide paved trail from Symms Road to Riverview Drive. The trail will have landscaping, benches, bike racks and shade shelter. Also completed were the Orient Road/Sligh Avenue Traffic Signal and Progress Boulevard Corridor Improvements projects.

There are five projects that are scheduled to reach substantial completion in FY 23. Construction will be completed on Maydell Bridge which will restore an important connector in that area. Corridor improvements will be completed on 19th Avenue NE and Bell Shoals Road to enhance traffic flow and increase pedestrian safety. Intersections and pedestrian connectivity will be improved when the Lumsden Road at Heather Lake Blvd/Paddock Club/Kensington Ridge Blvd Intersection project concludes. Capacity will be increased once the Turkey Creek Road Improvements from MLK Boulevard to Sydney Road project is complete.

Operating Impact – While new transportation infrastructure generally has no immediate direct operating costs associated with it, future and ongoing maintenance expenditures are needed to keep the roads up to County standards. Ongoing maintenance costs include pothole patching, lane and crosswalk re-striping, sign and traffic signal replacement, and roadside right-of-way mowing and maintenance. Not including residential street lighting, the County expends approximately $9,022 annually per lane mile on ongoing maintenance. The County is responsible for maintaining over 6,933 lane miles throughout the county. Note that major road resurfacing is budgeted separately under the capital program. Like stormwater, as more transportation infrastructure continues to become operational, additional staff and equipment will be needed to maintain infrastructure at operational levels. The annual cost to maintain traffic signals is approximately $6,000 per signalized intersection; $2,400 for utility cost and $3,600 for maintenance costs.

The following table identifies the stand-alone projects that are scheduled for completion in FY 23 that have a separately identified operating impact. Ongoing master projects that have an identified operating impact are also listed in the table below.

Transportation Projects	New Positions	Operating Impact (In thousands)
		FY 23
Advanced Traffic Management System Improvement Program	0	$450.0
Bell Shoals Road Widening	0	14.5
Intersection Improvement Program	0	100.0
New & Improved Signalization Program	0	100.0
Sidewalk Retrofit Construction Funding	0	18.0

Water Enterprise

The Recommended FY 23 – FY 27 Water Enterprise Program totals $1.3 billion. The Water Enterprise Program includes potable water, wastewater and reclaimed water projects and is funded with a combination of long-term financing, impact fees, revenue generated from fees, rates and charges paid by customers of the enterprise, BP oil spill funds and American Rescue Plan Act (ARP) funds.

Five projects were added to the Water Enterprise Capital Budget including the Balm Road Super Pump Station Phase II at $30.0 million, the South County Drinking Water Facility Phase II - OWC at $65 million, the Waters Ave Forcemain Replacement at $12.0 million, the Williams Rd Forcemain Extension at $11.0 million and the University Area Septic to Sewer Innovation Area at $45 million. The University Area Septic to Sewer Innovation Area project will build a wastewater collection system for existing residents and future developments in the University Area.

One project was completed in FY 22 which was the South County Potable Repump Station Expansion (includes tank and pumps). The project Expanded existing pump station capacity by adding one 3 million gallon storage tank and two additional high service pumps.

Seven projects are scheduled for completion in FY 23 including the Northwest Hillsborough Aquifer Recharge Program (NHARP) at $5.3 million, the Valrico Equalization Basin at $19.2 million, the Valrico Solar Power Installation at $3.4 million, the Woodberry Super Station Rehabilitation at $5.8 million, the Flow Diversion from Falkenburg (Pump Stations & Pipelines) at $21.5 million, the Valrico Aeration Improvements at $5.5 million and the Potable Water In-Line Booster Pump Station (One Water Campus) at $28 million. This last project will construct a potable water booster pump station to convey an increase in potable water pressure to the existing water transmission main.

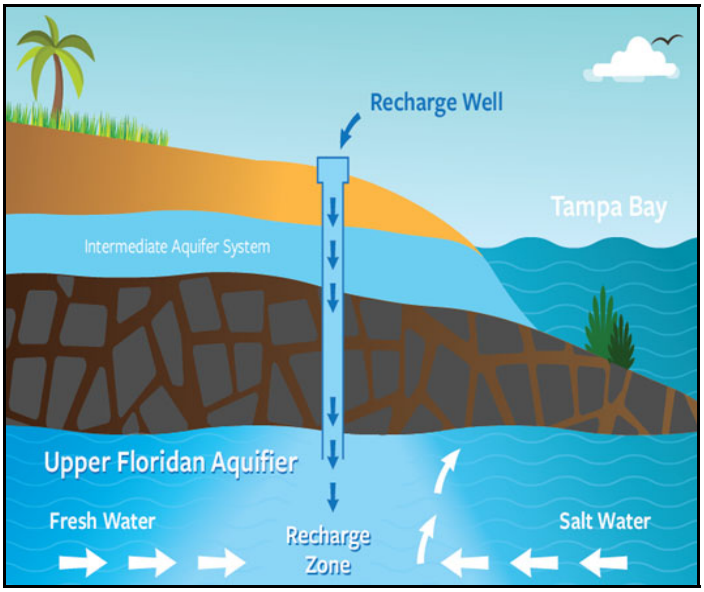

South Hillsborough Aquifer Recharge Program (SHARP)

An ongoing project of importance is the South Hillsborough Aquifer Recharge Program (SHARP) at $26.1 million. In the future, surface water discharges will be limited and/or eliminated due to Total Maximum Daily Loads and Numeric Nutrient Criteria restrictions. Aquifer Recharge is another area where reclaimed water can be used to reduce discharge, can act as a salinity barrier created to limit salt water intrusion, create a path to the restoration of local water levels and support a long-term and sustainable solution to water management challenges in the Hillsborough County Public Utilities service area. In coordination with the Southwest Florida Water Management District and the Florida Department of Environmental Protection, Hillsborough County embarked on two reclaimed water direct aquifer recharge pilot projects along the coastal county in a non-drinking water portion of the aquifer.

As part of the federal response to the COVID-19 pandemic, the County received funding through the American Rescue Plan Act (ARP). Various agenda items were brought to the BOCC for approval during FY 22 to allocate these funds to projects. As part of that process, four Water projects were created and approved. All the projects will address the sewer system in the Gibsonton, Palm River, Ruskin, Wimauma and the University Area. The Gibsonton Area Septic to Sewer Conversion Program ARP funding project will build wastewater collection system for existing residents and future developments in the Gibsonton Area.

Northwest Regional Water Reclamation Facility System Improvement & Expansion

Additionally, the program includes the Northwest Regional WRF System Improvements & Expansion at $206.4 million. The Northwest Regional WRF System Improvements & Expansion project will design, permit and construct improvements to the Northwest Regional Water Reclamation Facility. The current facility is permitted to treat 10.0 million gallons per day and the anticipated improvements will increase the permitted capacity to 30.0 million gallons per day. This permitted capacity allows for one full treatment train to be out of service for maintenance and operational flexibility.

Operating Impact **–** The following table identifies the stand-alone projects that are scheduled for completion in FY 23 that have a separately identified operating impact. Ongoing master projects that have an identified operating impact are also listed in the table below.

Water Enterprise Projects	New Positions	Operating Impact (In thousands)
		FY 23
Flow Diversion From Falkenburg (Pump Stations & Pipelines)	0	$2.2
Public Utilities Telemetry / Data Network and Support Program (MP)	0	50.0
Reclaimed Water Transmission Main Extensions to New and Existing Customers (MP)	0	1.2

Major Repair, Replacement, Renovation, and Maintenance Program

During the FY 02 capital budget process, the Board of County Commissioners, concerned about maintaining the condition of County facilities, established the Major Repair, Replacement, Renovation and Maintenance Program (R3M). The program focuses on non-routine repairs, renovations, replacement or maintenance of existing facilities rather than construction of new facilities or infrastructure. Projects included in this program are typically under $150,000, do not add square footage to an existing facility, and can be delivered within a twelve-month period. This program is more flexible than the CIP process, allowing the County to react in a more timely manner to facility related emergencies or non-routine repairs and maintenance needs. The projects can be identified, budgeted and completed within a twelve-month period.

To ensure that funding is available to maintain existing facilities, the Board of County Commissioners sets aside a minimum of 1% of anticipated annual revenues in the Countywide General Fund, the Unincorporated Area General Fund and the Library District Fund. The Recommended FY 23 allocations will generate approximately $8.3 million at 1.1% for Countywide General Fund, $7.3 million at 2.1% for the Unincorporated Area General Fund and $680,286 at 1% for the Library District Fund. A list of proposed FY 23 R3M projects can be found in the appendix section of this document.

Monitoring

The Capital Budget Team conducts regular reviews of capital project status, allocations and expenditures along with related activities.

The purposes of these reviews are:

- To ensure compliance with applicable statutes, ordinances, County policies and procedures, and sound accounting and budgeting practices.
- To identify projects with excess appropriations that might be subject to reallocation.
- To track impact fee revenues and expenditures to ensure that impact fees are being spent in a timely manner as required by ordinance.

Results of these analyses are communicated to appropriate management and staff for follow-up and corrective action. To assist in the reviews, the Capital Budget Team generates numerous variances and tracking reports from the County's financial system.

CAPITAL IMPROVEMENT PROGRAM SOURCES & USES FY 23 - FY 27

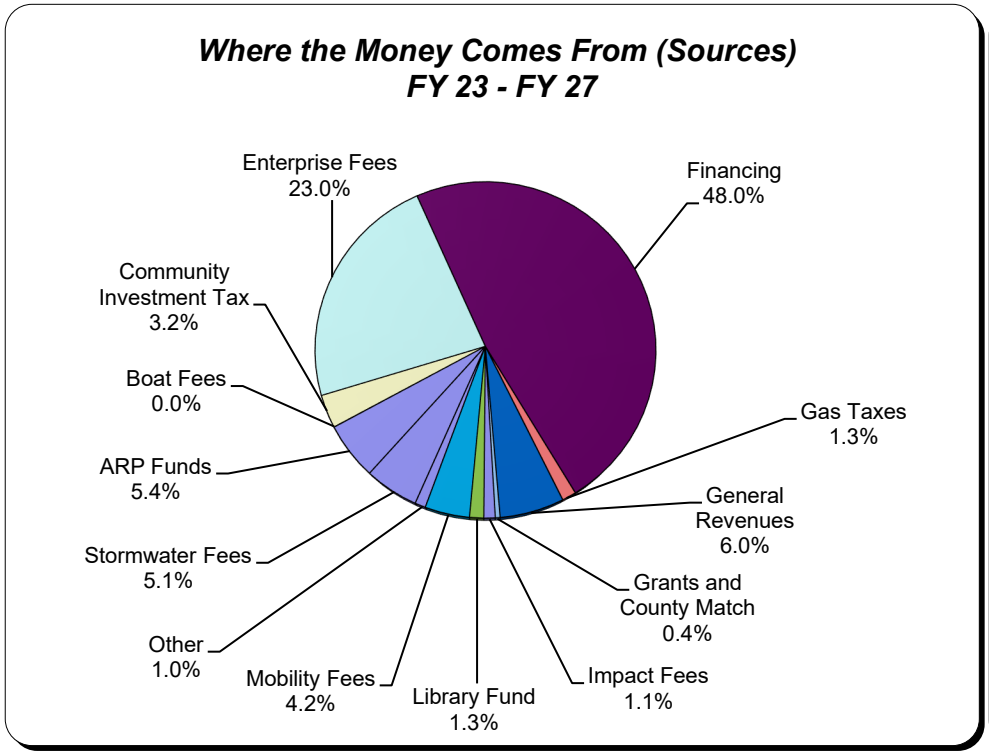

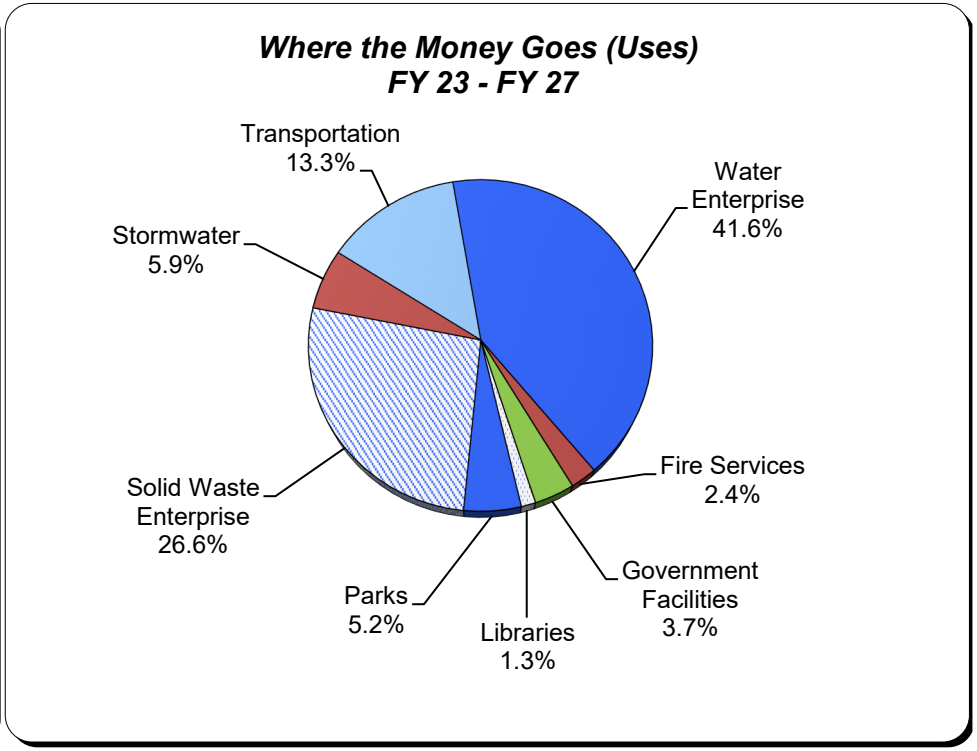

Each 1% equals $31.1 Million

Total FY 23 - FY 27 funding equals $3.114 Billion

CAPITAL IMPROVEMENT PROGRAM
SOURCES AND USES OF FUNDS SUMMARY
FY 23 - FY 27 (in thousands)

SOURCES	AMOUNT
ARP Funds	$169,158
Boat Fees	613
Community Investment Tax	99,239
Enterprise Fees	715,494
Financing (a)	1,496,047
Gas Taxes	41,152
General Revenues	186,395
Grants and County Match	13,791
Impact Fees	32,769
Library Fund	41,033
Mobility Fees	129,746
Other	30,954
Stormwater Fees	157,240
TOTAL SOURCES	**$3,113,630**

USES	AMOUNT
Fire Services	$75,726
Government Facilities	114,696
Library Services	41,073
Parks *	162,693
Solid Waste Enterprise *	827,857
Stormwater *	183,754
Transportation *	413,252
Water Enterprise *	1,294,580
TOTAL USES	**$3,113,630**

(a) Includes both short-term and long-term borrowings.

**** CIE Facilities (required capital improvements elements of the Comprehensive Plan in the Growth Management Act of 1985)***

CAPITAL IMPROVEMENT PROGRAM - SOURCES OF FUNDS SUMMARY
(in thousands)

SOURCES	TOTAL ESTIMATE	PRIOR FUNDING	FY 23 Carryforward	FY 23 Additional	FY 24	FY 25	FY 26	FY 27	FUTURE
ARP Funds	$178,662	$9,504	$169,158	$0	$0	$0	$0	$0	$0
Boat Fees	818	205	313	300	0	0	0	0	0
Community Investment Tax I	377	377	0	0	0	0	0	0	0
Community Investment Tax II	16,166	15,508	658	0	0	0	0	0	0
Community Investment Tax III	198,342	151,117	44,218	3,006	0	0	0	0	0
Community Investment Tax IV	51,356	0	0	51,356	0	0	0	0	0
Enterprise Fees	1,493,207	365,387	191,902	129,539	119,989	88,200	99,020	86,844	412,325
Financing	2,439,306	569,708	373,443	522,604	0	200,000	200,000	200,000	373,552
Gas Taxes	118,765	77,613	7,152	8,400	6,400	6,400	6,400	6,400	0
General Revenues-CW	121,443	43,438	52,175	20,830	2,000	1,000	1,000	1,000	0
General Revenues-ELAPP	25,029	13,815	10,055	651	256	40	40	171	0
General Revenues-R3M	80,123	34,442	21,177	18,505	1,500	1,500	1,500	1,500	0
General Revenues-UA	170,925	119,431	31,131	9,182	3,020	2,720	2,720	2,720	0
Grants & County Match	112,602	74,311	13,211	580	0	0	0	0	24,500
Impact Fees	80,512	47,743	26,058	6,524	47	47	47	47	0
Library Fund	71,829	30,796	28,425	12,607	0	0	0	0	0
Mobility Fees	145,111	15,365	54,978	29,418	17,224	15,195	5,665	7,266	0
Other	60,726	29,772	29,586	1,368	0	0	0	0	0
Stormwater Fees	244,590	87,350	23,920	27,000	26,670	23,200	26,950	29,500	0
Undetermined	658,030	0	0	0	0	0	0	0	658,030
Subtotal FY 23			$1,077,560	$841,872					
TOTAL	$6,267,920	$1,685,882	$1,919,432		$177,105	$338,303	$343,342	$335,448	$1,468,407

TOTAL FY 23 - FY 27 = $3,113,630

CAPITAL IMPROVEMENT PROGRAM - USES OF FUNDS BY PROGRAM SUMMARY
(in thousands)

PROGRAM	TOTAL ESTIMATE	PRIOR EXPENSES	FY 23 Carryforward	FY 23 Additional	FY 24	FY 25	FY 26	FY 27	FUTURE
Fire Services	$106,293	$30,567	$32,970	$35,156	$1,900	$1,900	$1,900	$1,900	$0
Government Facilities	357,174	228,978	67,375	41,422	2,450	1,150	1,150	1,150	13,500
Library Services	72,333	31,259	28,518	12,555	0	0	0	0	0
Parks	286,416	120,023	96,209	57,295	2,426	2,211	2,211	2,341	3,700
Solid Waste Enterprise	852,685	22,228	33,916	107,563	27,500	219,000	223,000	216,878	2,600
Stormwater	296,525	112,771	50,712	26,721	26,670	23,200	26,950	29,500	0
Transportation	1,627,876	569,594	320,970	21,145	23,670	21,642	12,111	13,713	645,030
Water Enterprise	2,668,619	570,462	446,891	540,014	92,489	69,200	76,020	69,966	803,577
Subtotal FY 23			$1,077,560	$841,872					
TOTAL	$6,267,920	$1,685,882	$1,919,432		$177,105	$338,303	$343,342	$335,448	$1,468,407

TOTAL FY 23 - FY 27 = $3,113,630

Hillsborough County Florida

For more information, contact the Management & Budget Department
(813) 272-5890 • HCFLGov.net/Budget

Fire Services Program

Hillsborough County Florida

For more information, contact the Management & Budget Department
(813) 272-5890 • HCFLGov.net/Budget

FIRE SERVICES PROGRAM
SOURCES AND USES OF FUNDS SUMMARY
(in thousands)

Sources of Funds:	TOTAL ESTIMATED SOURCES	PRIOR FUNDING	FY 23 Carryforward	FY 23 Additional	FY 24	FY 25	FY 26	FY 27	FUTURE
ARP Funds	$18,000	$60	$17,940	$0	$0	$0	$0	$0	$0
Community Invest. Tax IV	26,913	0	0	26,913	0	0	0	0	0
Financing	19,484	15,094	4,335	55	0	0	0	0	0
General Revenues-CW	2,500	0	0	2,500	0	0	0	0	0
General Revenues-R3M	1,050	254	396	400	0	0	0	0	0
General Revenues-UA	32,200	13,765	8,535	2,300	1,900	1,900	1,900	1,900	0
Impact Fees	6,145	1,394	1,764	2,987	0	0	0	0	0
Subtotal FY 23			$32,970	$35,156					
Total	**$106,293**	**$30,567**	**$68,126**		**$1,900**	**$1,900**	**$1,900**	**$1,900**	**$0**

TOTAL FY 23 - FY 27 = $75,726

Uses of Funds:	TOTAL ESTIMATED COST	PRIOR EXPENSES	FY 23 Carryforward	FY 23 Additional	FY 24	FY 25	FY 26	FY 27	FUTURE
Capital [1]	$104,633	$30,217	$32,309	$34,506	$1,900	$1,900	$1,900	$1,900	$0
Contributions [2]	0	0	0	0	0	0	0	0	0
Non-Capital [3]	1,660	350	661	650	0	0	0	0	0
Subtotal FY 23			$32,970	$35,156					
Total	**$106,293**	**$30,567**	**$68,126**		**$1,900**	**$1,900**	**$1,900**	**$1,900**	**$0**

TOTAL FY 23 - FY 27 = $75,726

[1] Capital includes, but is not limited to, expenses related to capitalizable Development, Design, Land Acquisition, Equipment, Construction and Administration required to complete the project.

[2] Contributions includes, but is not limited to, funding through an agreement to other Government Agencies, Youth Organizations, Cultural Service Organizations and other Non-Profit Organizations.

[3] Non-Capital includes, but is not limited to, expenses related to Building Maintenance, Grounds & Landscaping Maintenance, Non-Capitalizable Equipment and other Professional Services.

FIRE SERVICES PROGRAM
COMPLETED AND CANCELED PROJECTS - FY 22

PROJECT NUMBER	PROJECT TITLE	ACTUAL/PROJECTED COMPLETION DATE [1]
COMPLETED PROJECTS		
C91204000	Apollo Beach Fire Station #29 Replacement	Jul 2022
C91202000	Central Brandon Fire Station #45	Jun 2022
C91203000	Rhodine Fire Station #46	Jul 2022
CANCELED PROJECTS		
C91209000	Fire Station #2 Lithia - Fire Sprinkler Code Compliance (R3M)	

(1) - Includes projects anticipated to be completed by 9/30/22.

FIRE SERVICES PROGRAM
PROJECTS SUMMARY SCHEDULE
(in thousands)

PROJECT NUMBER	PROJECT TITLE	TOTAL ESTIMATED COST	PRIOR EXPENSES	FY 23		FY 24	FY 25	FY 26	FY 27	FUTURE	PROJECT COMPLETION DATE
				Carryforward	Additional						
C91204000	Apollo Beach Fire Station #29 Replacement	$5,010	$4,103	$907	$0	$0	$0	$0	$0	$0	Post Construction
C91214000**	Armdale Fire Station #10 Replacement - ARP Funding	5,800	48	5,752	0	0	0	0	0	0	Dec 2025
C91202000	Central Brandon Fire Station #45	3,765	2,741	1,025	0	0	0	0	0	0	Post Construction
C91220000*	Comprehensive Communications Plan/Alternate EOC	2,500	0	0	2,500	0	0	0	0	0	TBD
C91206000	Fire Apparatus and Equipment for New Fire Stations	4,500	4,322	178	0	0	0	0	0	0	Jun 2023
C91191000	Fire Rescue Equipment Replacement/Modernization	27,745	14,627	3,631	1,887	1,900	1,900	1,900	1,900	0	Ongoing
C91219000*	Fire Rescue/Emergency Management Warehouse	24,413	0	0	24,413	0	0	0	0	0	TBD
C91212000	Fire Station # 5 University Area Interior Renovations (R3M)	350	239	111	0	0	0	0	0	0	Sep 2023
C91207000	Fire Station Hardening (MP)	1,355	126	1,174	55	0	0	0	0	0	Ongoing
C91217000*	Fire Station Restroom and Showers Renovations (R3M) (MP)	400	0	0	400	0	0	0	0	0	Sep 2024
C91215000**	Gunn Highway Fire Station #13 Replacement - ARP Funding	6,000	12	5,988	0	0	0	0	0	0	TBD
C91208000	Land Acquisition for New Fire Stations (MP)	2,308	264	2,044	0	0	0	0	0	0	Ongoing
C91213000**	Palm River Fire Station #15 Replacement - ARP Funding	6,200	1	6,200	0	0	0	0	0	0	TBD
C91205000	Palm River Fire Station Drainage Improvements (R3M)	300	14	286	0	0	0	0	0	0	TBD
C91203000	Rhodine Fire Station #46	5,080	3,912	1,168	0	0	0	0	0	0	Post Construction
C91218000*	Sun City North Fire Station	5,500	0	0	5,500	0	0	0	0	0	TBD
C91210000	Thonotosassa Fire Station #21 Replacement	5,067	160	4,507	400	0	0	0	0	0	Oct 2025
	Subtotal FY 23			$32,970	$35,156						
	Total Fire Services Program	$106,293	$30,567	$68,126		$1,900	$1,900	$1,900	$1,900	$0	

TOTAL FY 23 - FY 27 = $75,726

* - New Project TBD - To be Determined

** Added to the Capital Improvement Program as part of a Budget Amendment in Fiscal Year 2022

(MP) - Master Project - A listing of sub-projects under this master project will appear in the Appendix section of the CIP document.

Note: Some projects have "Post Construction" in the Project Completion Date column. These projects have finished their primary construction phases and may have been placed in use; nevertheless, these projects still have unspent balances that are earmarked for post-construction project costs.

PROJECT TITLE:
APOLLO BEACH FIRE STATION #29 REPLACEMENT
CIE REQUIREMENTS: N
LEVEL OF SERVICE IMPACT: N/A

PROJECT NUMBER: C91204000

PROGRAM: FIRE SERVICES

PROJECT DESCRIPTION:
Design & construct a new 3-Bay Apollo Beach Fire Station Replacement on County-owned property on the West side of Hwy 41, approximately 1/2 mile North of Apollo Beach Blvd. This project is recommended by Fire Rescue Services Department to enhance services in South Hillsborough County. The project includes furniture, fixtures and equipment (FF&E) and a traffic signal.

OPERATING COST IMPACT:
No significant change in operating cost is anticipated.

PROJECT COMPLETION DATE: Post Construction

Neighborhood Community Area:
Apollo Beach

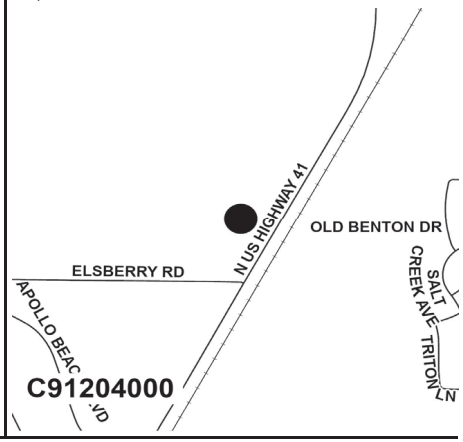

Sources of Funds (in $000s)	Total Estimated Sources	Prior Funding	FY 23 Carryforward	FY 23 Additional	FY 24	FY 25	FY 26	FY 27	Future
ARP Funds	$0	$0	$0	$0	$0	$0	$0	$0	$0
Community Invest. Tax IV	0	0	0	0	0	0	0	0	0
Financing	5,010	4,103	907	0	0	0	0	0	0
General Revenues-CW	0	0	0	0	0	0	0	0	0
General Revenues-R3M	0	0	0	0	0	0	0	0	0
General Revenues-UA	0	0	0	0	0	0	0	0	0
Impact Fees	0	0	0	0	0	0	0	0	0
Undetermined	0	0	0	0	0	0	0	0	0
Subtotal FY 23			$907	$0					
Total	**$5,010**	**$4,103**	**$907**		**$0**	**$0**	**$0**	**$0**	**$0**

Uses of Funds (in $000s)	Total Estimated Cost	Prior Expenses	FY 23 Carryforward	FY 23 Additional	FY 24	FY 25	FY 26	FY 27	Future
Capital [1]	$5,010	$4,103	$907	$0	$0	$0	$0	$0	$0
Contributions [2]	0	0	0	0	0	0	0	0	0
Non-Capital [3]	0	0	0	0	0	0	0	0	0
Subtotal FY 23			$907	$0					
Total	**$5,010**	**$4,103**	**$907**		**$0**	**$0**	**$0**	**$0**	**$0**

[1] Capital includes, but is not limited to, expenses related to capitalizable Development, Design, Land Acquisition, Equipment, Construction and Administration required to complete the project.
[2] Contributions includes, but is not limited to, funding through an agreement to other Government Agencies, Youth Organizations, Cultural Service Organizations and other Non-Profit Organizations.
[3] Non-Capital includes, but is not limited to, expenses related to Building Maintenance, Grounds & Landscaping Maintenance, Non-Capitalizable Equipment and other Professional Services.

PROJECT TITLE:
ARMDALE FIRE STATION #10 REPLACEMENT - ARP FUNDING
CIE REQUIREMENTS: N
LEVEL OF SERVICE IMPACT: N/A

PROJECT NUMBER: C91214000

PROGRAM: FIRE SERVICES

PROJECT DESCRIPTION:
Project includes acquisition of additional land and design and construction of a new 3-bay fire station to replace the existing Armdale (Station #10) fire station located at 8430 N. Grady Avenue, Tampa, FL 33614 in Northwest Hillsborough County. The station is at or near the end of its useful life and is dated in its design/features and requires increasing operating costs to maintain and keep functioning at the expected service level necessary to protect the citizens of Hillsborough County.

OPERATING COST IMPACT:
No significant change in operating cost is anticipated.

PROJECT COMPLETION DATE: Dec 2025

Neighborhood Community Area:
Egypt Lake

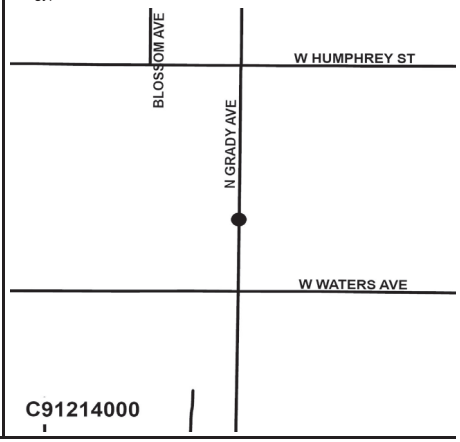

Sources of Funds (in $000s)	Total Estimated Sources	Prior Funding	FY 23 Carryforward	FY 23 Additional	FY 24	FY 25	FY 26	FY 27	Future
ARP Funds	$5,800	$48	$5,752	$0	$0	$0	$0	$0	$0
Community Invest. Tax IV	0	0	0	0	0	0	0	0	0
Financing	0	0	0	0	0	0	0	0	0
General Revenues-CW	0	0	0	0	0	0	0	0	0
General Revenues-R3M	0	0	0	0	0	0	0	0	0
General Revenues-UA	0	0	0	0	0	0	0	0	0
Impact Fees	0	0	0	0	0	0	0	0	0
Undetermined	0	0	0	0	0	0	0	0	0
Subtotal FY 23			$5,752	$0					
Total	**$5,800**	**$48**	**$5,752**		**$0**	**$0**	**$0**	**$0**	**$0**

Uses of Funds (in $000s)	Total Estimated Cost	Prior Expenses	FY 23 Carryforward	FY 23 Additional	FY 24	FY 25	FY 26	FY 27	Future
Capital [1]	$5,800	$48	$5,752	$0	$0	$0	$0	$0	$0
Contributions [2]	0	0	0	0	0	0	0	0	0
Non-Capital [3]	0	0	0	0	0	0	0	0	0
Subtotal FY 23			$5,752	$0					
Total	**$5,800**	**$48**	**$5,752**		**$0**	**$0**	**$0**	**$0**	**$0**

[1] Capital includes, but is not limited to, expenses related to capitalizable Development, Design, Land Acquisition, Equipment, Construction and Administration required to complete the project.
[2] Contributions includes, but is not limited to, funding through an agreement to other Government Agencies, Youth Organizations, Cultural Service Organizations and other Non-Profit Organizations.
[3] Non-Capital includes, but is not limited to, expenses related to Building Maintenance, Grounds & Landscaping Maintenance, Non-Capitalizable Equipment and other Professional Services.

PROJECT TITLE:
CENTRAL BRANDON FIRE STATION #45
CIE REQUIREMENTS: N
LEVEL OF SERVICE IMPACT: N/A

PROJECT NUMBER: C91202000

PROGRAM: FIRE SERVICES

PROJECT DESCRIPTION:
Design & construct a new 3-Bay Central Brandon Fire Station on County-owned property on the South side of Oakfield Drive approximately 200 feet East of Pauls Drive. This project is recommended per the Fire Rescue Master Plan to enhance services in the Central area of Hillsborough County. The project includes furniture, fixtures and equipment (FF&E). A temporary fire station is also included in the scope.

OPERATING COST IMPACT:
Annual operating cost impact is estimated at $3.3 million. A total of 24 new FTEs are anticipated.

PROJECT COMPLETION DATE: Post Construction

Neighborhood Community Area:
Brandon

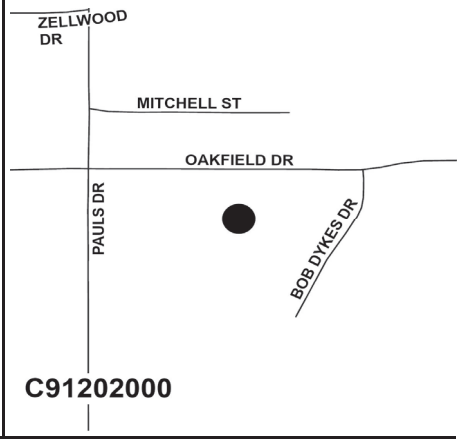

Sources of Funds (in $000s)	Total Estimated Sources	Prior Funding	FY 23 Carryforward	FY 23 Additional	FY 24	FY 25	FY 26	FY 27	Future
ARP Funds	$0	$0	$0	$0	$0	$0	$0	$0	$0
Community Invest. Tax IV	0	0	0	0	0	0	0	0	0
Financing	3,760	2,735	1,025	0	0	0	0	0	0
General Revenues-CW	0	0	0	0	0	0	0	0	0
General Revenues-R3M	0	0	0	0	0	0	0	0	0
General Revenues-UA	5	5	0	0	0	0	0	0	0
Impact Fees	0	0	0	0	0	0	0	0	0
Undetermined	0	0	0	0	0	0	0	0	0
Subtotal FY 23			$1,025	$0					
Total	**$3,765**	**$2,741**	**$1,025**		**$0**	**$0**	**$0**	**$0**	**$0**

Uses of Funds (in $000s)	Total Estimated Cost	Prior Expenses	FY 23 Carryforward	FY 23 Additional	FY 24	FY 25	FY 26	FY 27	Future
Capital [1]	$3,769	$2,744	$1,025	$0	$0	$0	$0	$0	$0
Contributions [2]	0	0	0	0	0	0	0	0	0
Non-Capital [3]	(3)	(3)	0	0	0	0	0	0	0
Subtotal FY 23			$1,025	$0					
Total	**$3,765**	**$2,741**	**$1,025**		**$0**	**$0**	**$0**	**$0**	**$0**

[1] Capital includes, but is not limited to, expenses related to capitalizable Development, Design, Land Acquisition, Equipment, Construction and Administration required to complete the project.
[2] Contributions includes, but is not limited to, funding through an agreement to other Government Agencies, Youth Organizations, Cultural Service Organizations and other Non-Profit Organizations.
[3] Non-Capital includes, but is not limited to, expenses related to Building Maintenance, Grounds & Landscaping Maintenance, Non-Capitalizable Equipment and other Professional Services.

PROJECT TITLE:
COMPREHENSIVE COMMUNICATIONS PLAN/ALTERNATE EOC
CIE REQUIREMENTS: N
LEVEL OF SERVICE IMPACT: N/A

PROJECT NUMBER: C91220000

PROGRAM: FIRE SERVICES

PROJECT DESCRIPTION:
This project will implement a technology solution capable of providing top-down management and relief effort coordination tools that would help deliver the fastest and most effective emergency response when dealing with incidents such as hurricanes and the COVID-19 Pandemic. This implementation would also include installation of the communications equipment and tower required to make the alternate EOC site operational.

OPERATING COST IMPACT:
No significant change in operating cost is anticipated.

PROJECT COMPLETION DATE: TBD

Neighborhood Community Area:
Various

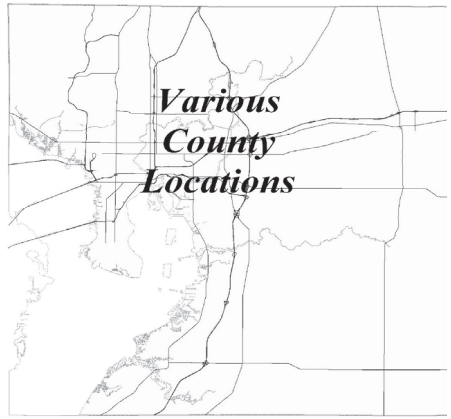

Sources of Funds (in $000s)	Total Estimated Sources	Prior Funding	FY 23 Carryforward	FY 23 Additional	FY 24	FY 25	FY 26	FY 27	Future
ARP Funds	$0	$0	$0	$0	$0	$0	$0	$0	$0
Community Invest. Tax IV	0	0	0	0	0	0	0	0	0
Financing	0	0	0	0	0	0	0	0	0
General Revenues-CW	2,500	0	0	2,500	0	0	0	0	0
General Revenues-R3M	0	0	0	0	0	0	0	0	0
General Revenues-UA	0	0	0	0	0	0	0	0	0
Impact Fees	0	0	0	0	0	0	0	0	0
Undetermined	0	0	0	0	0	0	0	0	0
Subtotal FY 23			$0	$2,500					
Total	**$2,500**	**$0**	**$2,500**		**$0**	**$0**	**$0**	**$0**	**$0**

Uses of Funds (in $000s)	Total Estimated Cost	Prior Expenses	FY 23 Carryforward	FY 23 Additional	FY 24	FY 25	FY 26	FY 27	Future
Capital [1]	$2,500	$0	$0	$2,500	$0	$0	$0	$0	$0
Contributions [2]	0	0	0	0	0	0	0	0	0
Non-Capital [3]	0	0	0	0	0	0	0	0	0
Subtotal FY 23			$0	$2,500					
Total	**$2,500**	**$0**	**$2,500**		**$0**	**$0**	**$0**	**$0**	**$0**

[1] Capital includes, but is not limited to, expenses related to capitalizable Development, Design, Land Acquisition, Equipment, Construction and Administration required to complete the project.
[2] Contributions includes, but is not limited to, funding through an agreement to other Government Agencies, Youth Organizations, Cultural Service Organizations and other Non-Profit Organizations.
[3] Non-Capital includes, but is not limited to, expenses related to Building Maintenance, Grounds & Landscaping Maintenance, Non-Capitalizable Equipment and other Professional Services.

PROJECT TITLE:
FIRE APPARATUS AND EQUIPMENT FOR NEW FIRE STATIONS
CIE REQUIREMENTS: N
LEVEL OF SERVICE IMPACT: N/A

PROJECT NUMBER: C91206000

PROGRAM: FIRE SERVICES

PROJECT DESCRIPTION:
The Project will fund fire rescue apparatus and associated equipment for new fire stations.

OPERATING COST IMPACT:
No significant change in operating cost is anticipated.

PROJECT COMPLETION DATE: Jun 2023

Neighborhood Community Area:
Countywide

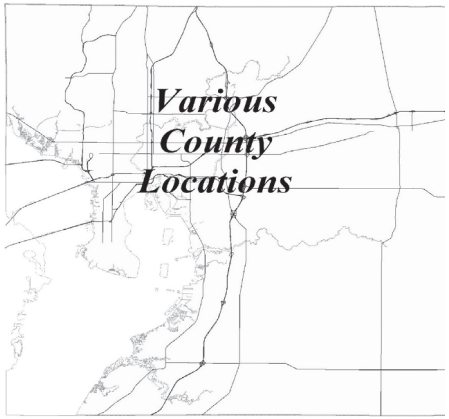

Sources of Funds (in $000s)	Total Estimated Sources	Prior Funding	FY 23 Carryforward	FY 23 Additional	FY 24	FY 25	FY 26	FY 27	Future
ARP Funds	$0	$0	$0	$0	$0	$0	$0	$0	$0
Community Invest. Tax IV	0	0	0	0	0	0	0	0	0
Financing	4,500	4,322	178	0	0	0	0	0	0
General Revenues-CW	0	0	0	0	0	0	0	0	0
General Revenues-R3M	0	0	0	0	0	0	0	0	0
General Revenues-UA	0	0	0	0	0	0	0	0	0
Impact Fees	0	0	0	0	0	0	0	0	0
Undetermined	0	0	0	0	0	0	0	0	0
Subtotal FY 23			$178	$0					
Total	**$4,500**	**$4,322**	**$178**		**$0**	**$0**	**$0**	**$0**	**$0**

Uses of Funds (in $000s)	Total Estimated Cost	Prior Expenses	FY 23 Carryforward	FY 23 Additional	FY 24	FY 25	FY 26	FY 27	Future
Capital [1]	$4,450	$4,322	$128	$0	$0	$0	$0	$0	$0
Contributions [2]	0	0	0	0	0	0	0	0	0
Non-Capital [3]	50	0	50	0	0	0	0	0	0
Subtotal FY 23			$178	$0					
Total	**$4,500**	**$4,322**	**$178**		**$0**	**$0**	**$0**	**$0**	**$0**

[1] Capital includes, but is not limited to, expenses related to capitalizable Development, Design, Land Acquisition, Equipment, Construction and Administration required to complete the project.
[2] Contributions includes, but is not limited to, funding through an agreement to other Government Agencies, Youth Organizations, Cultural Service Organizations and other Non-Profit Organizations.
[3] Non-Capital includes, but is not limited to, expenses related to Building Maintenance, Grounds & Landscaping Maintenance, Non-Capitalizable Equipment and other Professional Services.

PROJECT TITLE:
FIRE RESCUE EQUIPMENT REPLACEMENT/MODERNIZATION
CIE REQUIREMENTS: N
LEVEL OF SERVICE IMPACT: N/A

PROJECT NUMBER: C91191000

PROGRAM: FIRE SERVICES

PROJECT DESCRIPTION:
The purpose of this project is to meet Fire Rescue Department's operating capital needs. It includes, but is not limited to acquisition, replacement, modernization/technology for equipment and facilities upgrades to meet the Department's on-going operating needs.

OPERATING COST IMPACT:
No significant change in operating cost is anticipated.

PROJECT COMPLETION DATE: Ongoing

Neighborhood Community Area:
Countywide

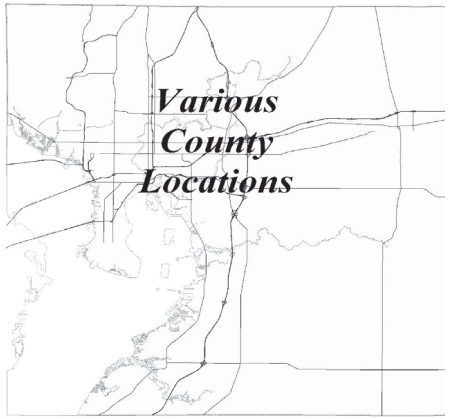

Sources of Funds (in $000s)	Total Estimated Sources	Prior Funding	FY 23 Carryforward	FY 23 Additional	FY 24	FY 25	FY 26	FY 27	Future
ARP Funds	$0	$0	$0	$0	$0	$0	$0	$0	$0
Community Invest. Tax IV	0	0	0	0	0	0	0	0	0
Financing	0	0	0	0	0	0	0	0	0
General Revenues-CW	0	0	0	0	0	0	0	0	0
General Revenues-R3M	0	0	0	0	0	0	0	0	0
General Revenues-UA	26,602	13,483	3,618	1,900	1,900	1,900	1,900	1,900	0
Impact Fees	1,143	1,143	13	(13)	0	0	0	0	0
Undetermined	0	0	0	0	0	0	0	0	0
Subtotal FY 23			$3,631	$1,887					
Total	**$27,745**	**$14,627**	**$5,518**		**$1,900**	**$1,900**	**$1,900**	**$1,900**	**$0**

Uses of Funds (in $000s)	Total Estimated Cost	Prior Expenses	FY 23 Carryforward	FY 23 Additional	FY 24	FY 25	FY 26	FY 27	Future
Capital [1]	$27,000	$14,532	$3,231	$1,637	$1,900	$1,900	$1,900	$1,900	$0
Contributions [2]	0	0	0	0	0	0	0	0	0
Non-Capital [3]	745	95	400	250	0	0	0	0	0
Subtotal FY 23			$3,631	$1,887					
Total	**$27,745**	**$14,627**	**$5,518**		**$1,900**	**$1,900**	**$1,900**	**$1,900**	**$0**

[1] Capital includes, but is not limited to, expenses related to capitalizable Development, Design, Land Acquisition, Equipment, Construction and Administration required to complete the project.
[2] Contributions includes, but is not limited to, funding through an agreement to other Government Agencies, Youth Organizations, Cultural Service Organizations and other Non-Profit Organizations.
[3] Non-Capital includes, but is not limited to, expenses related to Building Maintenance, Grounds & Landscaping Maintenance, Non-Capitalizable Equipment and other Professional Services.

PROJECT TITLE:
FIRE RESCUE/EMERGENCY MANAGEMENT WAREHOUSE
CIE REQUIREMENTS: N
LEVEL OF SERVICE IMPACT: N/A

PROJECT NUMBER: C91219000

PROGRAM: FIRE SERVICES

PROJECT DESCRIPTION:
This project includes design and construction of a 40,000 - 65,000 square foot warehouse facility (as budget will allow) for Hillsborough County Fire Rescue (HCFR) and Emergency Management (OEM) proposed to be located in the Falkenburg Rd/Columbus Drive area. As the County continues to grow, more and more services are required and thus materials and supplies will need to be in place to address increased demand. Executing HCFR and OEM mission in an efficient, effective, and safe manner requires a large warehouse space that can accommodate materials and supplies that are required both during normal day to day operations as well as during large scale disaster responses.

OPERATING COST IMPACT:
To be determined. There will be incremental facility maintenance and utility costs once complete.

PROJECT COMPLETION DATE: TBD

Neighborhood Community Area:
Brandon

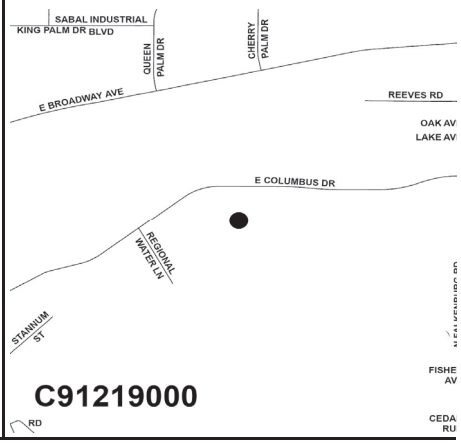

Sources of Funds (in $000s)	Total Estimated Sources	Prior Funding	FY 23 Carryforward	FY 23 Additional	FY 24	FY 25	FY 26	FY 27	Future
ARP Funds	$0	$0	$0	$0	$0	$0	$0	$0	$0
Community Invest. Tax IV	24,413	0	0	24,413	0	0	0	0	0
Financing	0	0	0	0	0	0	0	0	0
General Revenues-CW	0	0	0	0	0	0	0	0	0
General Revenues-R3M	0	0	0	0	0	0	0	0	0
General Revenues-UA	0	0	0	0	0	0	0	0	0
Impact Fees	0	0	0	0	0	0	0	0	0
Undetermined	0	0	0	0	0	0	0	0	0
Subtotal FY 23			$0	$24,413					
Total	**$24,413**	**$0**	**$24,413**		**$0**	**$0**	**$0**	**$0**	**$0**

Uses of Funds (in $000s)	Total Estimated Cost	Prior Expenses	FY 23 Carryforward	FY 23 Additional	FY 24	FY 25	FY 26	FY 27	Future
Capital [1]	$24,413	$0	$0	$24,413	$0	$0	$0	$0	$0
Contributions [2]	0	0	0	0	0	0	0	0	0
Non-Capital [3]	0	0	0	0	0	0	0	0	0
Subtotal FY 23			$0	$24,413					
Total	**$24,413**	**$0**	**$24,413**		**$0**	**$0**	**$0**	**$0**	**$0**

[1] Capital includes, but is not limited to, expenses related to capitalizable Development, Design, Land Acquisition, Equipment, Construction and Administration required to complete the project.
[2] Contributions includes, but is not limited to, funding through an agreement to other Government Agencies, Youth Organizations, Cultural Service Organizations and other Non-Profit Organizations.
[3] Non-Capital includes, but is not limited to, expenses related to Building Maintenance, Grounds & Landscaping Maintenance, Non-Capitalizable Equipment and other Professional Services.

PROJECT TITLE:
FIRE STATION # 5 UNIVERSITY AREA INTERIOR RENOVATIONS (R3M)
CIE REQUIREMENTS: N
LEVEL OF SERVICE IMPACT: N/A

PROJECT NUMBER: C91212000

PROGRAM: FIRE SERVICES

PROJECT DESCRIPTION:
Repairs to the kitchen, bathrooms and showers of Hillsborough County Fire Rescue Station # 5 which have deteriorated due to heavy usage. Project includes relocation of personnel to an alternate facility for a period of approximately 4-6 months to allow construction to proceed smoothly without affecting personnel and their operations.

OPERATING COST IMPACT:
No significant change in operating cost is anticipated.

PROJECT COMPLETION DATE: Sep 2023

Neighborhood Community Area:
University Area Community

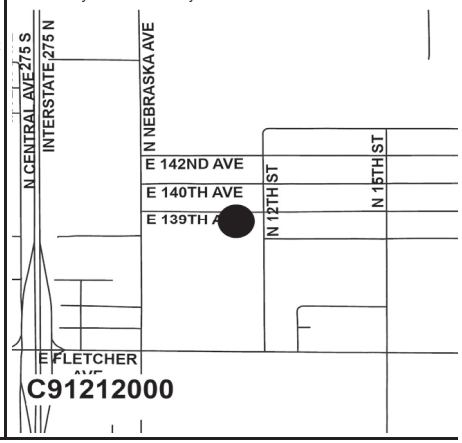

Sources of Funds (in $000s)	Total Estimated Sources	Prior Funding	FY 23 Carryforward	FY 23 Additional	FY 24	FY 25	FY 26	FY 27	Future
ARP Funds	$0	$0	$0	$0	$0	$0	$0	$0	$0
Community Invest. Tax IV	0	0	0	0	0	0	0	0	0
Financing	0	0	0	0	0	0	0	0	0
General Revenues-CW	0	0	0	0	0	0	0	0	0
General Revenues-R3M	350	239	111	0	0	0	0	0	0
General Revenues-UA	0	0	0	0	0	0	0	0	0
Impact Fees	0	0	0	0	0	0	0	0	0
Undetermined	0	0	0	0	0	0	0	0	0
Subtotal FY 23			$111	$0					
Total	**$350**	**$239**	**$111**		**$0**	**$0**	**$0**	**$0**	**$0**

Uses of Funds (in $000s)	Total Estimated Cost	Prior Expenses	FY 23 Carryforward	FY 23 Additional	FY 24	FY 25	FY 26	FY 27	Future
Capital [1]	$0	$0	$0	$0	$0	$0	$0	$0	$0
Contributions [2]	0	0	0	0	0	0	0	0	0
Non-Capital [3]	350	239	111	0	0	0	0	0	0
Subtotal FY 23			$111	$0					
Total	**$350**	**$239**	**$111**		**$0**	**$0**	**$0**	**$0**	**$0**

[1] Capital includes, but is not limited to, expenses related to capitalizable Development, Design, Land Acquisition, Equipment, Construction and Administration required to complete the project.
[2] Contributions includes, but is not limited to, funding through an agreement to other Government Agencies, Youth Organizations, Cultural Service Organizations and other Non-Profit Organizations.
[3] Non-Capital includes, but is not limited to, expenses related to Building Maintenance, Grounds & Landscaping Maintenance, Non-Capitalizable Equipment and other Professional Services.

PROJECT TITLE:
FIRE STATION HARDENING (MP)
CIE REQUIREMENTS: N
LEVEL OF SERVICE IMPACT: N/A

PROJECT NUMBER: C91207000

PROGRAM: FIRE SERVICES

PROJECT DESCRIPTION:
The scope of this project is to provide upgrades to all Fire Rescue Facilities to the extent possible and as prioritized, for the survival and the continued operational ability of the facilities in the aftermath of a major storm. This is to include: access to the facility by staff and the public; the protection of operational functions; the protection of all openings; the structural integrity of the building(s); power, water, sewer and communications support; security of personnel; and the strengthening or removal of potential hazardous elements such as auxiliary buildings, trees and towers.

OPERATING COST IMPACT:
Additional annual operating cost impact is estimated at $5,000 per station.

PROJECT COMPLETION DATE: Ongoing

Neighborhood Community Area:
Countywide

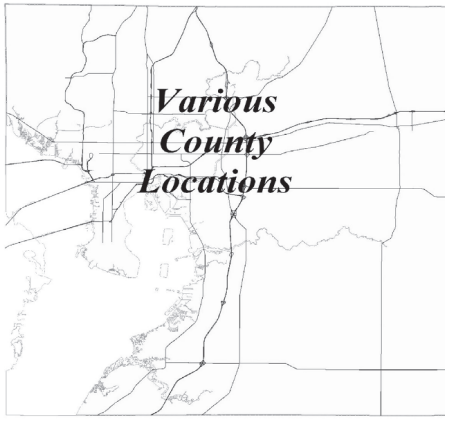

Sources of Funds (in $000s)	Total Estimated Sources	Prior Funding	FY 23 Carryforward	FY 23 Additional	FY 24	FY 25	FY 26	FY 27	Future
ARP Funds	$0	$0	$0	$0	$0	$0	$0	$0	$0
Community Invest. Tax IV	0	0	0	0	0	0	0	0	0
Financing	1,134	22	1,057	55	0	0	0	0	0
General Revenues-CW	0	0	0	0	0	0	0	0	0
General Revenues-R3M	0	0	0	0	0	0	0	0	0
General Revenues-UA	221	104	117	0	0	0	0	0	0
Impact Fees	0	0	0	0	0	0	0	0	0
Undetermined	0	0	0	0	0	0	0	0	0
Subtotal FY 23			$1,174	$55					
Total	**$1,355**	**$126**	**$1,229**		**$0**	**$0**	**$0**	**$0**	**$0**

Uses of Funds (in $000s)	Total Estimated Cost	Prior Expenses	FY 23 Carryforward	FY 23 Additional	FY 24	FY 25	FY 26	FY 27	Future
Capital [1]	$1,255	$126	$1,074	$55	$0	$0	$0	$0	$0
Contributions [2]	0	0	0	0	0	0	0	0	0
Non-Capital [3]	100	0	100	0	0	0	0	0	0
Subtotal FY 23			$1,174	$55					
Total	**$1,355**	**$126**	**$1,229**		**$0**	**$0**	**$0**	**$0**	**$0**

[1] Capital includes, but is not limited to, expenses related to capitalizable Development, Design, Land Acquisition, Equipment, Construction and Administration required to complete the project.
[2] Contributions includes, but is not limited to, funding through an agreement to other Government Agencies, Youth Organizations, Cultural Service Organizations and other Non-Profit Organizations.
[3] Non-Capital includes, but is not limited to, expenses related to Building Maintenance, Grounds & Landscaping Maintenance, Non-Capitalizable Equipment and other Professional Services.

PROJECT TITLE:
FIRE STATION RESTROOM AND SHOWERS RENOVATIONS (R3M) (MP)
CIE REQUIREMENTS: N
LEVEL OF SERVICE IMPACT: N/A

PROJECT NUMBER: C91217000

PROGRAM: FIRE SERVICES

PROJECT DESCRIPTION:
This project is for the renovation of fire station restrooms that have reached their life expectancy based on scheduled life cycle replacement and current conditions.

OPERATING COST IMPACT:
No significant change in operating cost is anticipated.

PROJECT COMPLETION DATE: Sep 2024

Neighborhood Community Area:
Countywide

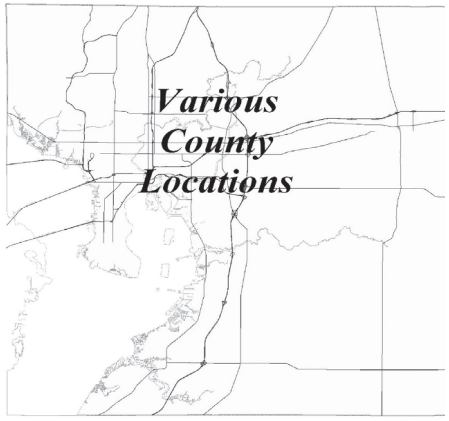

Sources of Funds (in $000s)	Total Estimated Sources	Prior Funding	FY 23 Carryforward	FY 23 Additional	FY 24	FY 25	FY 26	FY 27	Future
ARP Funds	$0	$0	$0	$0	$0	$0	$0	$0	$0
Community Invest. Tax IV	0	0	0	0	0	0	0	0	0
Financing	0	0	0	0	0	0	0	0	0
General Revenues-CW	0	0	0	0	0	0	0	0	0
General Revenues-R3M	400	0	0	400	0	0	0	0	0
General Revenues-UA	0	0	0	0	0	0	0	0	0
Impact Fees	0	0	0	0	0	0	0	0	0
Undetermined	0	0	0	0	0	0	0	0	0
Subtotal FY 23			$0	$400					
Total	**$400**	**$0**	**$400**		**$0**	**$0**	**$0**	**$0**	**$0**

Uses of Funds (in $000s)	Total Estimated Cost	Prior Expenses	FY 23 Carryforward	FY 23 Additional	FY 24	FY 25	FY 26	FY 27	Future
Capital [1]	$0	$0	$0	$0	$0	$0	$0	$0	$0
Contributions [2]	0	0	0	0	0	0	0	0	0
Non-Capital [3]	400	0	0	400	0	0	0	0	0
Subtotal FY 23			$0	$400					
Total	**$400**	**$0**	**$400**		**$0**	**$0**	**$0**	**$0**	**$0**

[1] Capital includes, but is not limited to, expenses related to capitalizable Development, Design, Land Acquisition, Equipment, Construction and Administration required to complete the project.
[2] Contributions includes, but is not limited to, funding through an agreement to other Government Agencies, Youth Organizations, Cultural Service Organizations and other Non-Profit Organizations.
[3] Non-Capital includes, but is not limited to, expenses related to Building Maintenance, Grounds & Landscaping Maintenance, Non-Capitalizable Equipment and other Professional Services.

PROJECT TITLE:
GUNN HIGHWAY FIRE STATION #13 REPLACEMENT - ARP FUNDING
CIE REQUIREMENTS: N
LEVEL OF SERVICE IMPACT: N/A

PROJECT NUMBER: C91215000

PROGRAM: FIRE SERVICES

PROJECT DESCRIPTION:
The project includes the design and construction of a new 2-Bay Fire Station to replace the existing Gunn Highway Fire Station No. 13 located at 7502 Gunn Highway, Tampa, FL 33625 in Northwest Hillsborough County. Project includes land acquisition if necessary. The replacement station will be located either at its current location if feasible, or at another location to be determined. The station is at or near the end of its useful life and is dated in its design/features and requires increasing operating costs to maintain and keep functioning at the expected service level necessary to protect the citizens of Hillsborough County.

OPERATING COST IMPACT:
No significant change in operating cost is anticipated.

PROJECT COMPLETION DATE: TBD

Neighborhood Community Area:
Citrus Park Village

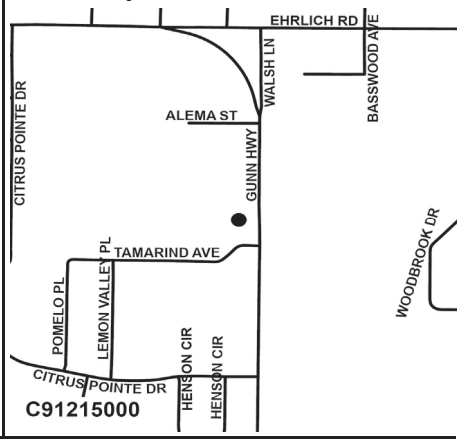

Sources of Funds (in $000s)	Total Estimated Sources	Prior Funding	FY 23 Carryforward	FY 23 Additional	FY 24	FY 25	FY 26	FY 27	Future
ARP Funds	$6,000	$12	$5,988	$0	$0	$0	$0	$0	$0
Community Invest. Tax IV	0	0	0	0	0	0	0	0	0
Financing	0	0	0	0	0	0	0	0	0
General Revenues-CW	0	0	0	0	0	0	0	0	0
General Revenues-R3M	0	0	0	0	0	0	0	0	0
General Revenues-UA	0	0	0	0	0	0	0	0	0
Impact Fees	0	0	0	0	0	0	0	0	0
Undetermined	0	0	0	0	0	0	0	0	0
Subtotal FY 23			$5,988	$0					
Total	**$6,000**	**$12**	**$5,988**		**$0**	**$0**	**$0**	**$0**	**$0**

Uses of Funds (in $000s)	Total Estimated Cost	Prior Expenses	FY 23 Carryforward	FY 23 Additional	FY 24	FY 25	FY 26	FY 27	Future
Capital [1]	$6,000	$12	$5,988	$0	$0	$0	$0	$0	$0
Contributions [2]	0	0	0	0	0	0	0	0	0
Non-Capital [3]	0	0	0	0	0	0	0	0	0
Subtotal FY 23			$5,988	$0					
Total	**$6,000**	**$12**	**$5,988**		**$0**	**$0**	**$0**	**$0**	**$0**

[1] Capital includes, but is not limited to, expenses related to capitalizable Development, Design, Land Acquisition, Equipment, Construction and Administration required to complete the project.
[2] Contributions includes, but is not limited to, funding through an agreement to other Government Agencies, Youth Organizations, Cultural Service Organizations and other Non-Profit Organizations.
[3] Non-Capital includes, but is not limited to, expenses related to Building Maintenance, Grounds & Landscaping Maintenance, Non-Capitalizable Equipment and other Professional Services.

PROJECT TITLE:
LAND ACQUISITION FOR NEW FIRE STATIONS (MP)
CIE REQUIREMENTS: N
LEVEL OF SERVICE IMPACT: N/A

PROJECT NUMBER: C91208000

PROGRAM: FIRE SERVICES

PROJECT DESCRIPTION:
Land acquisition for fire stations identified in the Fire Rescue Master Plan and other facilities, as appropriate, including any other costs associated with the acquisition or leasing of land, such as, site investigation, conceptual drawings, surveys, etc.

OPERATING COST IMPACT:
No significant change in operating cost is anticipated.

PROJECT COMPLETION DATE: Ongoing

Neighborhood Community Area:
Countywide

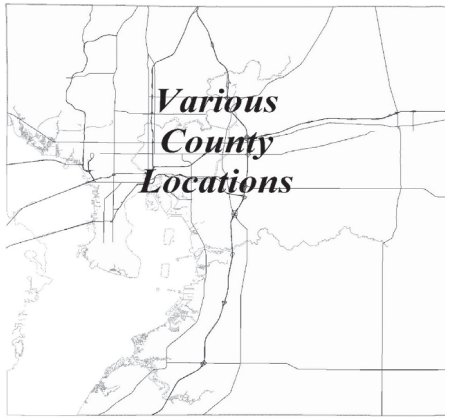

Sources of Funds (in $000s)	Total Estimated Sources	Prior Funding	FY 23 Carryforward	FY 23 Additional	FY 24	FY 25	FY 26	FY 27	Future
ARP Funds	$0	$0	$0	$0	$0	$0	$0	$0	$0
Community Invest. Tax IV	0	0	0	0	0	0	0	0	0
Financing	0	0	0	0	0	0	0	0	0
General Revenues-CW	0	0	0	0	0	0	0	0	0
General Revenues-R3M	0	0	0	0	0	0	0	0	0
General Revenues-UA	306	13	293	0	0	0	0	0	0
Impact Fees	2,002	251	1,751	0	0	0	0	0	0
Undetermined	0	0	0	0	0	0	0	0	0
Subtotal FY 23			$2,044	$0					
Total	**$2,308**	**$264**	**$2,044**		**$0**	**$0**	**$0**	**$0**	**$0**

Uses of Funds (in $000s)	Total Estimated Cost	Prior Expenses	FY 23 Carryforward	FY 23 Additional	FY 24	FY 25	FY 26	FY 27	Future
Capital [1]	$2,308	$264	$2,044	$0	$0	$0	$0	$0	$0
Contributions [2]	0	0	0	0	0	0	0	0	0
Non-Capital [3]	0	0	0	0	0	0	0	0	0
Subtotal FY 23			$2,044	$0					
Total	**$2,308**	**$264**	**$2,044**		**$0**	**$0**	**$0**	**$0**	**$0**

[1] Capital includes, but is not limited to, expenses related to capitalizable Development, Design, Land Acquisition, Equipment, Construction and Administration required to complete the project.
[2] Contributions includes, but is not limited to, funding through an agreement to other Government Agencies, Youth Organizations, Cultural Service Organizations and other Non-Profit Organizations.
[3] Non-Capital includes, but is not limited to, expenses related to Building Maintenance, Grounds & Landscaping Maintenance, Non-Capitalizable Equipment and other Professional Services.

PROJECT TITLE:
PALM RIVER FIRE STATION #15 REPLACEMENT - ARP FUNDING
CIE REQUIREMENTS: N
LEVEL OF SERVICE IMPACT: N/A

PROJECT NUMBER: C91213000

PROGRAM: FIRE SERVICES

PROJECT DESCRIPTION:
The project includes land acquisition, design and construction of a new 3-Bay Fire Station to replace the existing Palm River Fire Station No. 15 currently located at 715 S 58th Street, Tampa, FL 33619. The new location is to be determined. The station is at or near the end of its useful life and is dated in its design/features and requires increasing operating costs to maintain and keep functioning at the expected service level necessary to protect the citizens of Hillsborough County.

OPERATING COST IMPACT:
No significant change in operating cost is anticipated.

PROJECT COMPLETION DATE: TBD

Neighborhood Community Area:
Greater Palm River

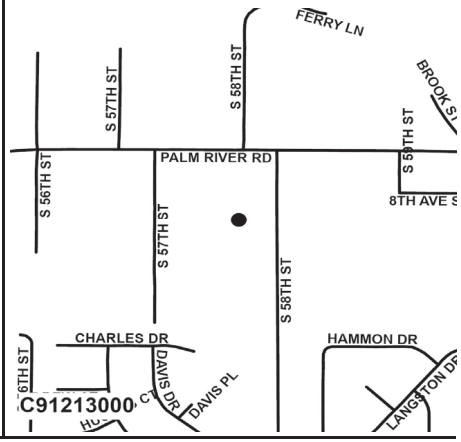

Sources of Funds (in $000s)	Total Estimated Sources	Prior Funding	FY 23 Carryforward	FY 23 Additional	FY 24	FY 25	FY 26	FY 27	Future
ARP Funds	$6,200	$1	$6,200	$0	$0	$0	$0	$0	$0
Community Invest. Tax IV	0	0	0	0	0	0	0	0	0
Financing	0	0	0	0	0	0	0	0	0
General Revenues-CW	0	0	0	0	0	0	0	0	0
General Revenues-R3M	0	0	0	0	0	0	0	0	0
General Revenues-UA	0	0	0	0	0	0	0	0	0
Impact Fees	0	0	0	0	0	0	0	0	0
Undetermined	0	0	0	0	0	0	0	0	0
Subtotal FY 23			$6,200	$0					
Total	**$6,200**	**$1**	**$6,200**		**$0**	**$0**	**$0**	**$0**	**$0**

Uses of Funds (in $000s)	Total Estimated Cost	Prior Expenses	FY 23 Carryforward	FY 23 Additional	FY 24	FY 25	FY 26	FY 27	Future
Capital [1]	$6,200	$1	$6,200	$0	$0	$0	$0	$0	$0
Contributions [2]	0	0	0	0	0	0	0	0	0
Non-Capital [3]	0	0	0	0	0	0	0	0	0
Subtotal FY 23			$6,200	$0					
Total	**$6,200**	**$1**	**$6,200**		**$0**	**$0**	**$0**	**$0**	**$0**

[1] Capital includes, but is not limited to, expenses related to capitalizable Development, Design, Land Acquisition, Equipment, Construction and Administration required to complete the project.
[2] Contributions includes, but is not limited to, funding through an agreement to other Government Agencies, Youth Organizations, Cultural Service Organizations and other Non-Profit Organizations.
[3] Non-Capital includes, but is not limited to, expenses related to Building Maintenance, Grounds & Landscaping Maintenance, Non-Capitalizable Equipment and other Professional Services.

PROJECT TITLE:
PALM RIVER FIRE STATION DRAINAGE IMPROVEMENTS (R3M)
CIE REQUIREMENTS: N
LEVEL OF SERVICE IMPACT: N/A

PROJECT NUMBER: C91205000

PROGRAM: FIRE SERVICES

PROJECT DESCRIPTION:
Project is for performing improvements to the existing storm water system for the fire station site to enhance storm water collection capability for reducing site flooding during excessive rain events.

OPERATING COST IMPACT:
No significant change in operating cost is anticipated.

PROJECT COMPLETION DATE: TBD

Neighborhood Community Area:
Greater Palm River

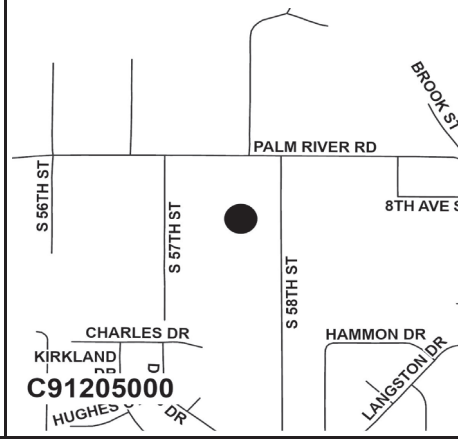

Sources of Funds (in $000s)	Total Estimated Sources	Prior Funding	FY 23 Carryforward	FY 23 Additional	FY 24	FY 25	FY 26	FY 27	Future
ARP Funds	$0	$0	$0	$0	$0	$0	$0	$0	$0
Community Invest. Tax IV	0	0	0	0	0	0	0	0	0
Financing	0	0	0	0	0	0	0	0	0
General Revenues-CW	0	0	0	0	0	0	0	0	0
General Revenues-R3M	300	14	286	0	0	0	0	0	0
General Revenues-UA	0	0	0	0	0	0	0	0	0
Impact Fees	0	0	0	0	0	0	0	0	0
Undetermined	0	0	0	0	0	0	0	0	0
Subtotal FY 23			$286	$0					
Total	**$300**	**$14**	**$286**		**$0**	**$0**	**$0**	**$0**	**$0**

Uses of Funds (in $000s)	Total Estimated Cost	Prior Expenses	FY 23 Carryforward	FY 23 Additional	FY 24	FY 25	FY 26	FY 27	Future
Capital [1]	$286	$0	$286	$0	$0	$0	$0	$0	$0
Contributions [2]	0	0	0	0	0	0	0	0	0
Non-Capital [3]	14	14	0	0	0	0	0	0	0
Subtotal FY 23			$286	$0					
Total	**$300**	**$14**	**$286**		**$0**	**$0**	**$0**	**$0**	**$0**

[1] Capital includes, but is not limited to, expenses related to capitalizable Development, Design, Land Acquisition, Equipment, Construction and Administration required to complete the project.
[2] Contributions includes, but is not limited to, funding through an agreement to other Government Agencies, Youth Organizations, Cultural Service Organizations and other Non-Profit Organizations.
[3] Non-Capital includes, but is not limited to, expenses related to Building Maintenance, Grounds & Landscaping Maintenance, Non-Capitalizable Equipment and other Professional Services.

PROJECT TITLE:
RHODINE FIRE STATION #46
CIE REQUIREMENTS: N
LEVEL OF SERVICE IMPACT: N/A

PROJECT NUMBER: C91203000

PROGRAM: FIRE SERVICES

PROJECT DESCRIPTION:
Design & construct a new 4-Bay Rhodine Fire Station on County-owned property on the South side of Rhodine Road approximately 600 feet East of Hwy 301. This project is recommended per the Fire Rescue Master Plan to enhance services in the South-Central area of Hillsborough County. The project includes furniture, fixtures and equipment (FF&E). A temporary fire station is also included in the project scope.

OPERATING COST IMPACT:
Annual operating cost impact is estimated at $5.4 million. A total of 42 new FTEs are anticipated.

PROJECT COMPLETION DATE: Post Construction

Neighborhood Community Area:
Riverview

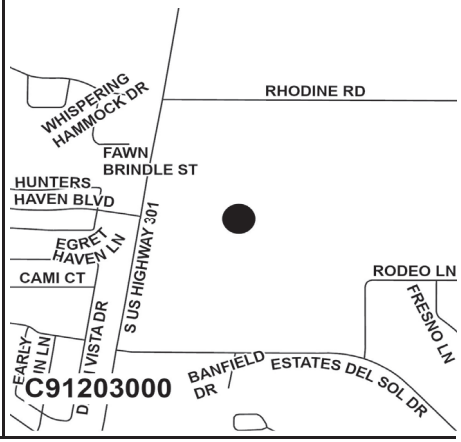

Sources of Funds (in $000s)	Total Estimated Sources	Prior Funding	FY 23 Carryforward	FY 23 Additional	FY 24	FY 25	FY 26	FY 27	Future
ARP Funds	$0	$0	$0	$0	$0	$0	$0	$0	$0
Community Invest. Tax IV	0	0	0	0	0	0	0	0	0
Financing	5,080	3,912	1,168	0	0	0	0	0	0
General Revenues-CW	0	0	0	0	0	0	0	0	0
General Revenues-R3M	0	0	0	0	0	0	0	0	0
General Revenues-UA	0	0	0	0	0	0	0	0	0
Impact Fees	0	0	0	0	0	0	0	0	0
Undetermined	0	0	0	0	0	0	0	0	0
Subtotal FY 23			$1,168	$0					
Total	**$5,080**	**$3,912**	**$1,168**		**$0**	**$0**	**$0**	**$0**	**$0**

Uses of Funds (in $000s)	Total Estimated Cost	Prior Expenses	FY 23 Carryforward	FY 23 Additional	FY 24	FY 25	FY 26	FY 27	Future
Capital [1]	$5,075	$3,907	$1,168	$0	$0	$0	$0	$0	$0
Contributions [2]	0	0	0	0	0	0	0	0	0
Non-Capital [3]	5	5	0	0	0	0	0	0	0
Subtotal FY 23			$1,168	$0					
Total	**$5,080**	**$3,912**	**$1,168**		**$0**	**$0**	**$0**	**$0**	**$0**

[1] Capital includes, but is not limited to, expenses related to capitalizable Development, Design, Land Acquisition, Equipment, Construction and Administration required to complete the project.
[2] Contributions includes, but is not limited to, funding through an agreement to other Government Agencies, Youth Organizations, Cultural Service Organizations and other Non-Profit Organizations.
[3] Non-Capital includes, but is not limited to, expenses related to Building Maintenance, Grounds & Landscaping Maintenance, Non-Capitalizable Equipment and other Professional Services.

PROJECT TITLE:
SUN CITY NORTH FIRE STATION
CIE REQUIREMENTS: N
LEVEL OF SERVICE IMPACT: N/A

PROJECT NUMBER: C91218000

PROGRAM: FIRE SERVICES

PROJECT DESCRIPTION:
This project will add a new fire station in the North Sun City area of the County as recommended by the Hillsborough County Fire Rescue Master Plan. The project includes furniture, fixtures and equipment (FF&E). A temporary fire station is also included in the project scope.

OPERATING COST IMPACT:
Annual operating cost impact is estimated at $3 million. A total of 21 new FTEs are anticipated.

PROJECT COMPLETION DATE: TBD

Neighborhood Community Area:
Apollo Beach

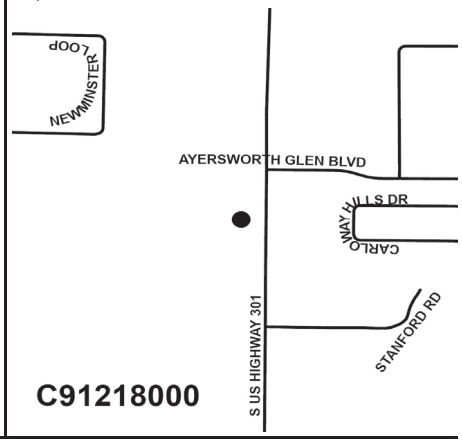

Sources of Funds (in $000s)	Total Estimated Sources	Prior Funding	FY 23 Carryforward	FY 23 Additional	FY 24	FY 25	FY 26	FY 27	Future
ARP Funds	$0	$0	$0	$0	$0	$0	$0	$0	$0
Community Invest. Tax IV	2,500	0	0	2,500	0	0	0	0	0
Financing	0	0	0	0	0	0	0	0	0
General Revenues-CW	0	0	0	0	0	0	0	0	0
General Revenues-R3M	0	0	0	0	0	0	0	0	0
General Revenues-UA	0	0	0	0	0	0	0	0	0
Impact Fees	3,000	0	0	3,000	0	0	0	0	0
Undetermined	0	0	0	0	0	0	0	0	0
Subtotal FY 23			$0	$5,500					
Total	**$5,500**	**$0**	**$5,500**		**$0**	**$0**	**$0**	**$0**	**$0**

Uses of Funds (in $000s)	Total Estimated Cost	Prior Expenses	FY 23 Carryforward	FY 23 Additional	FY 24	FY 25	FY 26	FY 27	Future
Capital [1]	$5,500	$0	$0	$5,500	$0	$0	$0	$0	$0
Contributions [2]	0	0	0	0	0	0	0	0	0
Non-Capital [3]	0	0	0	0	0	0	0	0	0
Subtotal FY 23			$0	$5,500					
Total	**$5,500**	**$0**	**$5,500**		**$0**	**$0**	**$0**	**$0**	**$0**

[1] Capital includes, but is not limited to, expenses related to capitalizable Development, Design, Land Acquisition, Equipment, Construction and Administration required to complete the project.
[2] Contributions includes, but is not limited to, funding through an agreement to other Government Agencies, Youth Organizations, Cultural Service Organizations and other Non-Profit Organizations.
[3] Non-Capital includes, but is not limited to, expenses related to Building Maintenance, Grounds & Landscaping Maintenance, Non-Capitalizable Equipment and other Professional Services.

PROJECT TITLE:
THONOTOSASSA FIRE STATION #21 REPLACEMENT
CIE REQUIREMENTS: N
LEVEL OF SERVICE IMPACT: N/A

PROJECT NUMBER: C91210000

PROGRAM: FIRE SERVICES

PROJECT DESCRIPTION:
Design and construct a new 3-Bay Thonotosassa Fire Station Replacement on previously acquired County-owned property located on the North-East intersection of Main Street and C.R. 579. This project is recommended by the Fire Rescue Department to enhance services in North-East Hillsborough County, replacing the 50-year old existing fire station at 11641 Flint Avenue, which is nearing the end of its life cycle. The project includes furniture, fixtures and equipment (FF&E).

OPERATING COST IMPACT:
No significant change in operating cost is anticipated.

PROJECT COMPLETION DATE: Oct 2025

Neighborhood Community Area:
Thonotosassa

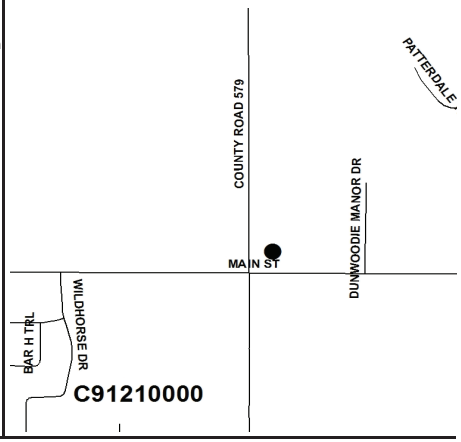

Sources of Funds (in $000s)	Total Estimated Sources	Prior Funding	FY 23 Carryforward	FY 23 Additional	FY 24	FY 25	FY 26	FY 27	Future
ARP Funds	$0	$0	$0	$0	$0	$0	$0	$0	$0
Community Invest. Tax IV	0	0	0	0	0	0	0	0	0
Financing	0	0	0	0	0	0	0	0	0
General Revenues-CW	0	0	0	0	0	0	0	0	0
General Revenues-R3M	0	0	0	0	0	0	0	0	0
General Revenues-UA	5,067	160	4,507	400	0	0	0	0	0
Impact Fees	0	0	0	0	0	0	0	0	0
Undetermined	0	0	0	0	0	0	0	0	0
Subtotal FY 23			$4,507	$400					
Total	**$5,067**	**$160**	**$4,907**		**$0**	**$0**	**$0**	**$0**	**$0**

Uses of Funds (in $000s)	Total Estimated Cost	Prior Expenses	FY 23 Carryforward	FY 23 Additional	FY 24	FY 25	FY 26	FY 27	Future
Capital [1]	$5,067	$160	$4,507	$400	$0	$0	$0	$0	$0
Contributions [2]	0	0	0	0	0	0	0	0	0
Non-Capital [3]	0	0	0	0	0	0	0	0	0
Subtotal FY 23			$4,507	$400					
Total	**$5,067**	**$160**	**$4,907**		**$0**	**$0**	**$0**	**$0**	**$0**

[1] Capital includes, but is not limited to, expenses related to capitalizable Development, Design, Land Acquisition, Equipment, Construction and Administration required to complete the project.
[2] Contributions includes, but is not limited to, funding through an agreement to other Government Agencies, Youth Organizations, Cultural Service Organizations and other Non-Profit Organizations.
[3] Non-Capital includes, but is not limited to, expenses related to Building Maintenance, Grounds & Landscaping Maintenance, Non-Capitalizable Equipment and other Professional Services.

Government Facilities Program

Hillsborough County Florida

For more information, contact the Management & Budget Department
(813) 272-5890 • HCFLGov.net/Budget

GOVERNMENT FACILITIES PROGRAM
SOURCES AND USES OF FUNDS SUMMARY
(in thousands)

Sources of Funds:	TOTAL ESTIMATED SOURCES	PRIOR FUNDING	FY 23 Carryforward	FY 23 Additional	FY 24	FY 25	FY 26	FY 27	FUTURE
ARP Funds	$5,162	$0	$5,162	$0	$0	$0	$0	$0	$0
Community Invest. Tax I	377	377	0	0	0	0	0	0	0
Community Invest. Tax II	13,042	12,428	614	0	0	0	0	0	0
Community Invest. Tax III	26,726	26,076	650	0	0	0	0	0	0
Community Invest. Tax IV	12,000	0	0	12,000	0	0	0	0	0
Enterprise Fees	32,723	26,542	6,181	0	0	0	0	0	0
Financing	104,750	93,088	11,962	(300)	0	0	0	0	0
General Revenues-CW	80,419	33,497	25,422	16,499	2,000	1,000	1,000	1,000	0
General Revenues-R3M	53,623	30,284	12,209	11,130	0	0	0	0	0
General Revenues-UA	11,062	6,105	1,845	2,212	450	150	150	150	0
Grants & County Match	1,746	46	1,200	0	0	0	0	0	500
Library Fund	544	535	9	0	0	0	0	0	0
Other	2,000	0	2,119	(119)	0	0	0	0	0
Undetermined	13,000	0	0	0	0	0	0	0	13,000
Subtotal FY 23			$67,375	$41,422					
Total	**$357,174**	**$228,978**	**$108,796**		**$2,450**	**$1,150**	**$1,150**	**$1,150**	**$13,500**

TOTAL FY 23 - FY 27 = $114,696

Uses of Funds:	TOTAL ESTIMATED COST	PRIOR EXPENSES	FY 23 Carryforward	FY 23 Additional	FY 24	FY 25	FY 26	FY 27	FUTURE
Capital [1]	$250,200	$165,453	$42,205	$28,142	$450	$150	$150	$150	$13,500
Contributions [2]	28,202	18,006	4,646	1,550	1,000	1,000	1,000	1,000	0
Non-Capital [3]	78,772	45,519	20,523	11,730	1,000	0	0	0	0
Subtotal FY 23			$67,375	$41,422					
Total	**$357,174**	**$228,978**	**$108,796**		**$2,450**	**$1,150**	**$1,150**	**$1,150**	**$13,500**

TOTAL FY 23 - FY 27 = $114,696

[1] Capital includes, but is not limited to, expenses related to capitalizable Development, Design, Land Acquisition, Equipment, Construction and Administration required to complete the project.

[2] Contributions includes, but is not limited to, funding through an agreement to other Government Agencies, Youth Organizations, Cultural Service Organizations and other Non-Profit Organizat

[3] Non-Capital includes, but is not limited to, expenses related to Building Maintenance, Grounds & Landscaping Maintenance, Non-Capitalizable Equipment and other Professional Services.

GOVERNMENT FACILITIES PROGRAM
COMPLETED AND CANCELED PROJECTS - FY 22

PROJECT NUMBER	PROJECT TITLE	ACTUAL/PROJECTED COMPLETION DATE [1]
COMPLETED PROJECTS		
C77832004	Consolidated & Hardened Maintenance Facilities - Traffic Operations / Maint Cntr	Dec 2021
C77833000	Downtown Buildings Waterproofing Project (MP)	Jun 2022
C77860000	Falkenburg Road Clerk Warehouse Air Handler and Chiller Replacement (R3M)	Sep 2022
C77849000	LED Lighting Various Buildings (MP)	Jun 2022
C69107000	Traffic Management Center	Dec 2021
CANCELED PROJECTS		
C77862000	Children Services Campus Sanitary Line Replacement (R3M)	
C77863000	County Center Elevator Controls (R3M)	
C77874000	Edgecomb Courthouse Escalator Replacement (R3M)	
C77873000	Medical Examiner Morgue Roof Fan Replacement (R3M)	

(1) - Includes projects anticipated to be completed by 9/30/22.

GOVERNMENT FACILITIES PROGRAM
PROJECTS SUMMARY SCHEDULE
(in thousands)

PROJECT NUMBER	PROJECT TITLE	TOTAL ESTIMATED COST	PRIOR EXPENSES	FY 23		FY 24	FY 25	FY 26	FY 27	FUTURE	PROJECT COMPLETION DATE
				Carryforward	Additional						
C77886000*	African American Arts & Cultural Center	$3,250	$0	$0	$2,750	$0	$0	$0	$0	$500	TBD
C77855000	Children's Services - Various Improvements and Planning	525	29	496	0	0	0	0	0	0	TBD
C77879000**	Community Based Step-Down Facility - ARP Act 3 Funds	4,500	0	4,500	0	0	0	0	0	0	TBD
C77832002	Consolidated & Hardened Maintenance Facilities - East Service Unit	32,300	30,134	2,166	0	0	0	0	0	0	Post Construction
C77832003	Consolidated & Hardened Maintenance Facilities - South Service Unit	29,047	27,147	1,900	0	0	0	0	0	0	Post Construction
C77832004	Consolidated & Hardened Maintenance Facilities - Traffic Operations / Main	15,683	14,050	1,633	0	0	0	0	0	0	Post Construction
C77832001	Consolidated & Hardened Maintenance Facilities - West Service Unit	26,437	20,756	5,981	(300)	0	0	0	0	0	Dec 2022
C77829000	County Center Air Handler Replacements	12,000	5,402	5,598	0	1,000	0	0	0	0	Oct 2024
C77875000	County Center Carpet Replacement (R3M)	900	456	44	400	0	0	0	0	0	Sep 2023
C77851000	County Center Roof Fan Replacements (R3M)	450	0	450	0	0	0	0	0	0	Apr 2024
C77834000	County Center Roof Replacement	2,350	84	1,666	600	0	0	0	0	0	Apr 2024
C77867000	Countywide Painting (R3M) (MP)	400	19	381	0	0	0	0	0	0	Sep 2024
C77866000	Countywide Parking Lot and Pavement Renovations (R3M) (MP)	700	272	128	300	0	0	0	0	0	Sep 2024
CM1200000	Countywide R3M Program (MP)	23,169	13,327	6,621	3,221	0	0	0	0	0	Ongoing
C77896000*	Courthouse Access Control - Various Location (MP)	750	0	0	750	0	0	0	0	0	Ongoing
C77847000	Courthouse Land Acquisition	3,120	2,682	437	1	0	0	0	0	0	Post Construction
C77833000	Downtown Buildings Waterproofing Project (MP)	1,100	939	161	0	0	0	0	0	0	Post Construction
C77877000**	Edgecomb 4th Floor Civil Court Expansion	1,400	50	850	500	0	0	0	0	0	Jun 2024
C77871000	Edgecomb Building 5th Floor Expansion	1,715	296	719	700	0	0	0	0	0	Dec 2023
C77895000*	Edgecomb Courthouse 4th Floor Tech and Furniture	226	0	0	226	0	0	0	0	0	Jun 2024
C77864000	Edgecomb Courthouse Carpet Replacements (R3M)	500	188	312	0	0	0	0	0	0	Apr 2023
C77881000*	Edgecomb Courthouse Lighting Control and Replacement (R3M)	800	0	0	800	0	0	0	0	0	Sep 2023
C77841000	Emergency Generators at Various Locations (MP)	16,410	11,146	5,264	0	0	0	0	0	0	Ongoing
C77850000	EPC Meeting Room Build Out	1,078	1,070	160	(152)	0	0	0	0	0	Post Construction
C77824000	ERP System Enhancements	20,694	15,721	973	4,000	0	0	0	0	0	TBD
C77880000*	Falkenburg Clerk Generator Replacement (R3M)	500	0	0	500	0	0	0	0	0	Sep 2023
C77860000	Falkenburg Road Clerk Warehouse Air Handler and Chiller Replacement (R	500	126	374	0	0	0	0	0	0	Post Construction
C79143000	Falkenburg Road Jail Expansion Phase VII A	31,279	31,221	58	0	0	0	0	0	0	Post Construction
C77883000*	Falkenburg Warehouse Repavement Project (R3M)	1,000	0	0	1,000	0	0	0	0	0	Mar 2024
C77882000*	Falkenburg Warehouse Window Canopies Replacement (R3M)	500	0	0	500	0	0	0	0	0	Mar 2024

GOVERNMENT FACILITIES PROGRAM
PROJECTS SUMMARY SCHEDULE
(in thousands)

PROJECT NUMBER	PROJECT TITLE	TOTAL ESTIMATED COST	PRIOR EXPENSES	FY 23		FY 24	FY 25	FY 26	FY 27	FUTURE	PROJECT COMPLETION DATE
				Carryforward	Additional						
C77859000	Film Studio / Film School	2,000	0	2,000	0	0	0	0	0	0	TBD
C77818000	Hanna Facility Repurpose	700	571	129	0	0	0	0	0	0	TBD
C77888000*	High 5 Swimming Pool Refurbishment	550	0	0	550	0	0	0	0	0	TBD
C77796000	Historic Preservation Matching Fund Program (MP)	15,414	7,768	2,646	1,000	1,000	1,000	1,000	1,000	0	Ongoing
C77885000*	Human Development Center Renovations (R3M)	500	0	0	500	0	0	0	0	0	Mar 2024
C77710000	Indoor Air Quality Measures / Environmental Remediation (MP)	1,530	927	603	0	0	0	0	0	0	Ongoing
C77897000*	Jail Maintenance	10,000	0	0	10,000	0	0	0	0	0	TBD
C77870000	La Paloma Head Start Facility Replacement	3,300	107	3,193	0	0	0	0	0	0	Jun 2024
C77849000	LED Lighting Various Buildings (MP)	7,500	6,923	577	0	0	0	0	0	0	Post Construction
C77854000	New Adult Day Health Services Center - South County	3,230	0	3,230	0	0	0	0	0	0	TBD
C77852000"	New Entrepreneur Collaborative Center (e-Factory)	7,000	0	0	0	0	0	0	0	7,000	TBD
C77814000	Northwest Area Head Start / Service Center	4,830	1,868	2,962	0	0	0	0	0	0	TBD
C77878000**	Outdoor Senior Fitness Zones - ARP Act 3 Funds (MP)	662	0	662	0	0	0	0	0	0	Dec 2023
C77894000*	Pat Frank Court Building Court Rooms	1,243	0	0	1,243	0	0	0	0	0	TBD
C79146000	Pet Resources Facility Improvements	4,362	3,949	414	0	0	0	0	0	0	Post Construction
C70000000	Public Art Program (MP)	6,060	3,881	1,778	100	300	0	0	0	0	Ongoing
C77893000*	Public Defender 6th Floor Office Expansion	2,500	0	0	2,500	0	0	0	0	0	TBD
C77892000*	Public Defender First Floor Security Lobby	600	0	0	600	0	0	0	0	0	TBD
C77876000	Relocation of Juvenile Diversion Program	600	13	487	100	0	0	0	0	0	Dec 2023
C77865000	Roger Stewart Complex Carpet Replacements (R3M)	300	213	87	0	0	0	0	0	0	Sep 2023
C77884000*	Roger Stewart Hurricane Curtain Replacement (R3M)	400	0	0	400	0	0	0	0	0	Sep 2023
C77857000	Security Enhancements at County Facilities (MP)	3,325	2,049	1,276	0	0	0	0	0	0	Ongoing
C77848000	Solar Projects Various Buildings (MP)	5,750	5,439	311	0	0	0	0	0	0	Ongoing
C77889000*	Solar Projects Various Buildings Phase 2 (MP)	950	0	0	350	150	150	150	150	0	Ongoing
C77840000"	South County Cultural Arts Center	3,350	10	340	0	0	0	0	0	3,000	TBD
C77830000"	South County Workforce Center	3,000	0	0	0	0	0	0	0	3,000	TBD
C77891000*	State Attorney Additional Conference Room	274	0	0	274	0	0	0	0	0	TBD
C77890000*	Tampa Bay Water Land Acquisition	4,500	0	0	4,500	0	0	0	0	0	TBD
C69107000	Traffic Management Center	7,500	6,886	614	0	0	0	0	0	0	Post Construction
C77869000	Unincorporated Painting Multiple Buildings (R3M) (MP)	700	116	384	200	0	0	0	0	0	Sep 2024
C77868000	Unincorporated Parking Lot and Pavement Renovations (R3M) (MP)	2,400	806	1,194	400	0	0	0	0	0	Ongoing

GOVERNMENT FACILITIES PROGRAM
PROJECTS SUMMARY SCHEDULE
(in thousands)

PROJECT NUMBER	PROJECT TITLE	TOTAL ESTIMATED COST	PRIOR EXPENSES	FY 23		FY 24	FY 25	FY 26	FY 27	FUTURE	PROJECT COMPLETION DATE
				Carryforward	Additional						
CM1300000	Unincorporated R3M Program (MP)	16,261	12,329	1,323	2,609	0	0	0	0	0	Ongoing
C77861000	University Community Resource Center HVAC Replacement (R3M)	600	9	291	300	0	0	0	0	0	Sep 2023
C77806000	West Tampa Community Resource Center	2,000	0	2,000	0	0	0	0	0	0	TBD
	Subtotal FY 23			$67,375	$41,422						
	Total Government Facilities Program	$357,174	$228,978	$108,796		$2,450	$1,150	$1,150	$1,150	$13,500	

TOTAL FY 23 - FY 27 = $114,696

* New Project TBD - To Be Determined

** Added to the Capital Improvement Program as part of a Budget Amendment in Fiscal Year 2022

" Project includes undetermined funding in the Future column. Future funding to be determined based on project prioritization and available options at BOCC discretion.

(MP) - Master Project - A listing of sub-projects under this master project will appear in the Appendix section of the CIP document.

Note: Some projects have "Post Construction" in the Project Completion Date column. These projects have finished their primary construction phases and may have been placed in use; nevertheless, these projects still have unspent balances that are earmarked for post-construction project costs.

PROJECT TITLE:
AFRICAN AMERICAN ARTS & CULTURAL CENTER
CIE REQUIREMENTS: N
LEVEL OF SERVICE IMPACT: N/A

PROJECT NUMBER: C77886000

PROGRAM: GOVERNMENT FACILITIES

PROJECT DESCRIPTION:
Design of a new 45,000 to 58,000 sq ft African-American Arts and Cultural Center to be located on the BOCC-designated County-owned property at 2103 N. Rome Avenue, Tampa FL 33609 (known as the West Tampa Resource/Service Center). The existing buildings on the property are anticipated to be demolished and replaced by the new facility which will incorporate the existing social services, head start and medical services together with the Arts and Cultural Center. Construction funding is anticipated in the future.

OPERATING COST IMPACT:
To be determined.

PROJECT COMPLETION DATE: TBD

Neighborhood Community Area:
City of Tampa

Sources of Funds (in $000s)	Total Estimated Sources	Prior Funding	FY 23 Carryforward	FY 23 Additional	FY 24	FY 25	FY 26	FY 27	Future
ARP Funds	$0	$0	$0	$0	$0	$0	$0	$0	$0
Community Invest. Tax I	0	0	0	0	0	0	0	0	0
Community Invest. Tax II	0	0	0	0	0	0	0	0	0
Community Invest. Tax III	0	0	0	0	0	0	0	0	0
Community Invest. Tax IV	2,000	0	0	2,000	0	0	0	0	0
Enterprise Fees	0	0	0	0	0	0	0	0	0
Financing	0	0	0	0	0	0	0	0	0
General Revenues-CW	750	0	0	750	0	0	0	0	0
General Revenues-R3M	0	0	0	0	0	0	0	0	0
General Revenues-UA	0	0	0	0	0	0	0	0	0
Grants & County Match	500	0	0	0	0	0	0	0	500
Library Fund	0	0	0	0	0	0	0	0	0
Other	0	0	0	0	0	0	0	0	0
Undetermined	0	0	0	0	0	0	0	0	0
Subtotal FY 23			$0	$2,750					
Total	**$3,250**	**$0**	**$2,750**		**$0**	**$0**	**$0**	**$0**	**$500**

Uses of Funds (in $000s)	Total Estimated Cost	Prior Expenses	FY 23 Carryforward	FY 23 Additional	FY 24	FY 25	FY 26	FY 27	Future
Capital [1]	$3,250	$0	$0	$2,750	$0	$0	$0	$0	$500
Contributions [2]	0	0	0	0	0	0	0	0	0
Non-Capital [3]	0	0	0	0	0	0	0	0	0
Subtotal FY 23			$0	$2,750					
Total	**$3,250**	**$0**	**$2,750**		**$0**	**$0**	**$0**	**$0**	**$500**

[1] Capital includes, but is not limited to, expenses related to capitalizable Development, Design, Land Acquisition, Equipment, Construction and Administration required to complete the project.
[2] Contributions includes, but is not limited to, funding through an agreement to other Government Agencies, Youth Organizations, Cultural Service Organizations and other Non-Profit Organizations.
[3] Non-Capital includes, but is not limited to, expenses related to Building Maintenance, Grounds & Landscaping Maintenance, Non-Capitalizable Equipment and other Professional Services.

PROJECT TITLE:
CHILDREN'S SERVICES - VARIOUS IMPROVEMENTS AND PLANNING
CIE REQUIREMENTS: N
LEVEL OF SERVICE IMPACT: N/A

PROJECT NUMBER: C77855000

PROGRAM: GOVERNMENT FACILITIES

PROJECT DESCRIPTION:
The project will provide project development, planning and design for various improvements and options to support the Children's Services Department's current and future program needs. This includes options to surplus the existing campus at 3110 Clay Mangum Lane, acquiring property at other location(s), planning and design of improvements at the current location or at other locations.

OPERATING COST IMPACT:
To be determined.

PROJECT COMPLETION DATE: TBD

Neighborhood Community Area:
Greater Carrollwood Northdale

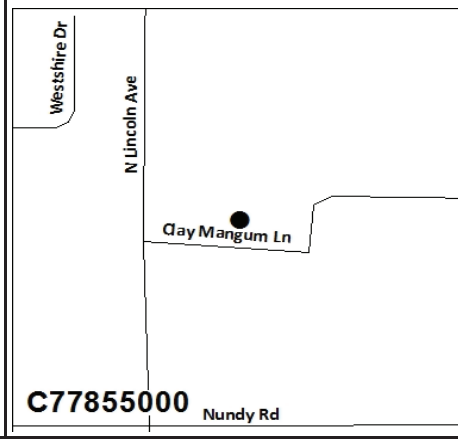

Sources of Funds (in $000s)	Total Estimated Sources	Prior Funding	FY 23 Carryforward	FY 23 Additional	FY 24	FY 25	FY 26	FY 27	Future
ARP Funds	$0	$0	$0	$0	$0	$0	$0	$0	$0
Community Invest. Tax I	0	0	0	0	0	0	0	0	0
Community Invest. Tax II	0	0	0	0	0	0	0	0	0
Community Invest. Tax III	0	0	0	0	0	0	0	0	0
Community Invest. Tax IV	0	0	0	0	0	0	0	0	0
Enterprise Fees	0	0	0	0	0	0	0	0	0
Financing	0	0	0	0	0	0	0	0	0
General Revenues-CW	525	29	496	0	0	0	0	0	0
General Revenues-R3M	0	0	0	0	0	0	0	0	0
General Revenues-UA	0	0	0	0	0	0	0	0	0
Grants & County Match	0	0	0	0	0	0	0	0	0
Library Fund	0	0	0	0	0	0	0	0	0
Other	0	0	0	0	0	0	0	0	0
Undetermined	0	0	0	0	0	0	0	0	0
Subtotal FY 23			$496	$0					
Total	**$525**	**$29**	**$496**		**$0**	**$0**	**$0**	**$0**	**$0**

Uses of Funds (in $000s)	Total Estimated Cost	Prior Expenses	FY 23 Carryforward	FY 23 Additional	FY 24	FY 25	FY 26	FY 27	Future
Capital [1]	$525	$29	$496	$0	$0	$0	$0	$0	$0
Contributions [2]	0	0	0	0	0	0	0	0	0
Non-Capital [3]	0	0	0	0	0	0	0	0	0
Subtotal FY 23			$496	$0					
Total	**$525**	**$29**	**$496**		**$0**	**$0**	**$0**	**$0**	**$0**

[1] Capital includes, but is not limited to, expenses related to capitalizable Development, Design, Land Acquisition, Equipment, Construction and Administration required to complete the project.
[2] Contributions includes, but is not limited to, funding through an agreement to other Government Agencies, Youth Organizations, Cultural Service Organizations and other Non-Profit Organizations.
[3] Non-Capital includes, but is not limited to, expenses related to Building Maintenance, Grounds & Landscaping Maintenance, Non-Capitalizable Equipment and other Professional Services.

PROJECT TITLE:
COMMUNITY BASED STEP-DOWN FACILITY - ARP ACT 3 FUNDS
CIE REQUIREMENTS: N
LEVEL OF SERVICE IMPACT: N/A

PROJECT NUMBER: C77879000

PROGRAM: GOVERNMENT FACILITIES

PROJECT DESCRIPTION:
This project will renovate the former Sheriff's Work Release Center located at 1800 Orient Road to offer comprehensive services for participants exiting the local County jail who suffer from substance abuse and behavioral health related issues. The program would provide wrap-around services and ensure participants receive a warm hand off from exiting the jail to the step-down facility. A local community treatment provider will serve as the lead entity for the project along with support from other local nonprofit providers.

OPERATING COST IMPACT:
To be determined.

PROJECT COMPLETION DATE: TBD

Neighborhood Community Area:
City of Tampa

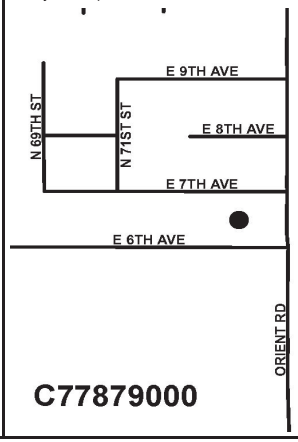

Sources of Funds ($000s)	Total Estimated Sources	Prior Funding	FY 23 Carryforward	FY 23 Additional	FY 24	FY 25	FY 26	FY 27	Future
ARP Funds	$4,500	$0	$4,500	$0	$0	$0	$0	$0	$0
Community Invest. Tax I	0	0	0	0	0	0	0	0	0
Community Invest. Tax II	0	0	0	0	0	0	0	0	0
Community Invest. Tax III	0	0	0	0	0	0	0	0	0
Community Invest. Tax IV	0	0	0	0	0	0	0	0	0
Enterprise Fees	0	0	0	0	0	0	0	0	0
Financing	0	0	0	0	0	0	0	0	0
General Revenues-CW	0	0	0	0	0	0	0	0	0
General Revenues-R3M	0	0	0	0	0	0	0	0	0
General Revenues-UA	0	0	0	0	0	0	0	0	0
Grants & County Match	0	0	0	0	0	0	0	0	0
Library Fund	0	0	0	0	0	0	0	0	0
Other	0	0	0	0	0	0	0	0	0
Undetermined	0	0	0	0	0	0	0	0	0
Subtotal FY 23			$4,500	$0					
Total	**$4,500**	**$0**	**$4,500**		**$0**	**$0**	**$0**	**$0**	**$0**

Uses of Funds ($000s)	Total Estimated Cost	Prior Expenses	FY 23 Carryforward	FY 23 Additional	FY 24	FY 25	FY 26	FY 27	Future
Capital [1]	$4,500	$0	$4,500	$0	$0	$0	$0	$0	$0
Contributions [2]	0	0	0	0	0	0	0	0	0
Non-Capital [3]	0	0	0	0	0	0	0	0	0
Subtotal FY 23			$4,500	$0					
Total	**$4,500**	**$0**	**$4,500**		**$0**	**$0**	**$0**	**$0**	**$0**

[1] Capital includes, but is not limited to, expenses related to capitalizable Development, Design, Land Acquisition, Equipment, Construction and Administration required to complete the project.
[2] Contributions includes, but is not limited to, funding through an agreement to other Government Agencies, Youth Organizations, Cultural Service Organizations and other Non-Profit Organizations.
[3] Non-Capital includes, but is not limited to, expenses related to Building Maintenance, Grounds & Landscaping Maintenance, Non-Capitalizable Equipment and other Professional Services.

PROJECT TITLE:
CONSOLIDATED & HARDENED MAINTENANCE FACILITIES - EAST SERVICE UNIT
CIE REQUIREMENTS: N
LEVEL OF SERVICE IMPACT: N/A

PROJECT NUMBER: C77832002

PROGRAM: GOVERNMENT FACILITIES

PROJECT DESCRIPTION:
This project forms one of four consolidated and hardened maintenance facilities for Public Works, Public Utilities and Fleet Services to replace the existing 40-50 year old facilities which are nearing the end of their useful lives. The new facilities will provide efficient and secure locations for pre and post disaster response.

The new East Service Unit will be located on County-owned property at the south-west intersection of Sydney Road and North Dover Road in Valrico, in eastern Hillsborough County. The project includes design/engineering, construction and furniture, fixtures and equipment (FF&E).

OPERATING COST IMPACT:
This project will replace existing facilities which are already being operated. Operating costs to be shared by the departments.

PROJECT COMPLETION DATE: Post Construction

Neighborhood Community Area:
Valrico

Sources of Funds ($000s)	Total Estimated Sources	Prior Funding	FY 23 Carryforward	FY 23 Additional	FY 24	FY 25	FY 26	FY 27	Future
ARP Funds	$0	$0	$0	$0	$0	$0	$0	$0	$0
Community Invest. Tax I	0	0	0	0	0	0	0	0	0
Community Invest. Tax II	0	0	0	0	0	0	0	0	0
Community Invest. Tax III	0	0	0	0	0	0	0	0	0
Community Invest. Tax IV	0	0	0	0	0	0	0	0	0
Enterprise Fees	5,806	4,987	819	0	0	0	0	0	0
Financing	25,417	24,110	1,307	0	0	0	0	0	0
General Revenues-CW	0	0	0	0	0	0	0	0	0
General Revenues-R3M	0	0	0	0	0	0	0	0	0
General Revenues-UA	1,077	1,036	41	0	0	0	0	0	0
Grants & County Match	0	0	0	0	0	0	0	0	0
Library Fund	0	0	0	0	0	0	0	0	0
Other	0	0	0	0	0	0	0	0	0
Undetermined	0	0	0	0	0	0	0	0	0
Subtotal FY 23			$2,166	$0					
Total	**$32,300**	**$30,134**	**$2,166**		**$0**	**$0**	**$0**	**$0**	**$0**

Uses of Funds ($000s)	Total Estimated Cost	Prior Expenses	FY 23 Carryforward	FY 23 Additional	FY 24	FY 25	FY 26	FY 27	Future
Capital [1]	$32,256	$30,090	$2,166	$0	$0	$0	$0	$0	$0
Contributions [2]	0	0	0	0	0	0	0	0	0
Non-Capital [3]	43	43	0	0	0	0	0	0	0
Subtotal FY 23			$2,166	$0					
Total	**$32,300**	**$30,134**	**$2,166**		**$0**	**$0**	**$0**	**$0**	**$0**

[1] Capital includes, but is not limited to, expenses related to capitalizable Development, Design, Land Acquisition, Equipment, Construction and Administration required to complete the project.
[2] Contributions includes, but is not limited to, funding through an agreement to other Government Agencies, Youth Organizations, Cultural Service Organizations and other Non-Profit Organizations.
[3] Non-Capital includes, but is not limited to, expenses related to Building Maintenance, Grounds & Landscaping Maintenance, Non-Capitalizable Equipment and other Professional Services.

PROJECT TITLE: **PROJECT NUMBER: C77832003**
CONSOLIDATED & HARDENED MAINTENANCE FACILITIES - SOUTH SERVICE UNIT
CIE REQUIREMENTS: N
LEVEL OF SERVICE IMPACT: N/A **PROGRAM: GOVERNMENT FACILITIES**

PROJECT DESCRIPTION:
This project forms one of four consolidated and hardened maintenance facilities for Public Works, Public Utilities and Fleet Services to replace the existing 40-50 year old facilities which are nearing the end of their useful lives. The new facilities will provide efficient and secure locations for pre and post disaster response.

The new South Service Unit will be located on County-owned property on the south side of Rhodine Road approximately 200 feet east of US Highway 301 in south/central Hillsborough County. The project includes design/engineering, construction and furniture, fixtures and equipment (FF&E).

OPERATING COST IMPACT:
This project will replace existing facilities which are already being operated. Operating costs to be shared by the departments.

PROJECT COMPLETION DATE: Post Construction

Neighborhood Community Area:
Riverview

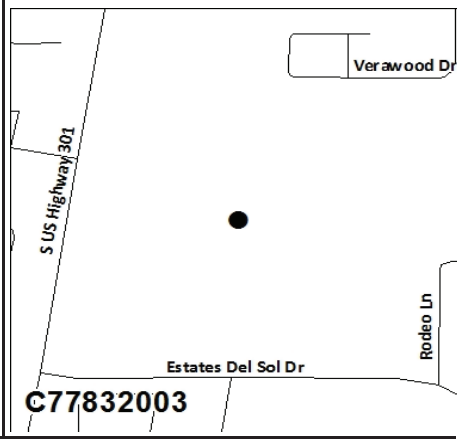

Sources of Funds (in $000s)	Total Estimated Sources	Prior Funding	FY 23 Carryforward	FY 23 Additional	FY 24	FY 25	FY 26	FY 27	Future
ARP Funds	$0	$0	$0	$0	$0	$0	$0	$0	$0
Community Invest. Tax I	0	0	0	0	0	0	0	0	0
Community Invest. Tax II	0	0	0	0	0	0	0	0	0
Community Invest. Tax III	0	0	0	0	0	0	0	0	0
Community Invest. Tax IV	0	0	0	0	0	0	0	0	0
Enterprise Fees	12,733	12,036	696	0	0	0	0	0	0
Financing	15,117	13,962	1,155	0	0	0	0	0	0
General Revenues-CW	0	0	0	0	0	0	0	0	0
General Revenues-R3M	0	0	0	0	0	0	0	0	0
General Revenues-UA	1,198	1,149	49	0	0	0	0	0	0
Grants & County Match	0	0	0	0	0	0	0	0	0
Library Fund	0	0	0	0	0	0	0	0	0
Other	0	0	0	0	0	0	0	0	0
Undetermined	0	0	0	0	0	0	0	0	0
Subtotal FY 23			$1,900	$0					
Total	**$29,047**	**$27,147**	**$1,900**		**$0**	**$0**	**$0**	**$0**	**$0**

Uses of Funds (in $000s)	Total Estimated Cost	Prior Expenses	FY 23 Carryforward	FY 23 Additional	FY 24	FY 25	FY 26	FY 27	Future
Capital [1]	$28,729	$26,830	$1,900	$0	$0	$0	$0	$0	$0
Contributions [2]	0	0	0	0	0	0	0	0	0
Non-Capital [3]	318	318	0	0	0	0	0	0	0
Subtotal FY 23			$1,900	$0					
Total	**$29,047**	**$27,147**	**$1,900**		**$0**	**$0**	**$0**	**$0**	**$0**

[1] Capital includes, but is not limited to, expenses related to capitalizable Development, Design, Land Acquisition, Equipment, Construction and Administration required to complete the project.
[2] Contributions includes, but is not limited to, funding through an agreement to other Government Agencies, Youth Organizations, Cultural Service Organizations and other Non-Profit Organizations.
[3] Non-Capital includes, but is not limited to, expenses related to Building Maintenance, Grounds & Landscaping Maintenance, Non-Capitalizable Equipment and other Professional Services.

PROJECT TITLE: **PROJECT NUMBER: C77832004**
CONSOLIDATED & HARDENED MAINTENANCE FACILITIES - TRAFFIC OPERATIONS / MAINTENANCE CENTER
CIE REQUIREMENTS: N
LEVEL OF SERVICE IMPACT: N/A **PROGRAM: GOVERNMENT FACILITIES**

PROJECT DESCRIPTION:
This project forms one of four consolidated and hardened maintenance facilities for Public Works Administration to replace the existing 40-50 year old facility which is nearing the end of its useful life. The new facility will provide an efficient and secure location for pre and post disaster response.

The new Traffic Operations/Maintenance Center will be located on County-owned property at the south side of Columbus Drive on Regional Water Lane, approximately ½ mile east of US Highway 301 in central Hillsborough County. The project scope includes traffic maintenance/operations, traffic management and additional space for Public Works operations. Design/engineering, construction and furniture, fixtures and equipment (FF&E) are included in the project.

OPERATING COST IMPACT:
This project will replace existing facilities which are already being operated. Operating costs to be shared by the departments.

PROJECT COMPLETION DATE: Post Construction

Neighborhood Community Area:
Brandon

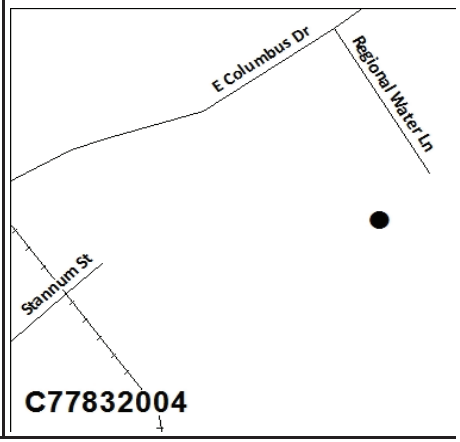

Sources of Funds (in $000s)	Total Estimated Sources	Prior Funding	FY 23 Carryforward	FY 23 Additional	FY 24	FY 25	FY 26	FY 27	Future
ARP Funds	$0	$0	$0	$0	$0	$0	$0	$0	$0
Community Invest. Tax I	0	0	0	0	0	0	0	0	0
Community Invest. Tax II	0	0	0	0	0	0	0	0	0
Community Invest. Tax III	0	0	0	0	0	0	0	0	0
Community Invest. Tax IV	0	0	0	0	0	0	0	0	0
Enterprise Fees	0	0	0	0	0	0	0	0	0
Financing	15,077	13,488	1,589	0	0	0	0	0	0
General Revenues-CW	0	0	0	0	0	0	0	0	0
General Revenues-R3M	0	0	0	0	0	0	0	0	0
General Revenues-UA	606	561	45	0	0	0	0	0	0
Grants & County Match	0	0	0	0	0	0	0	0	0
Library Fund	0	0	0	0	0	0	0	0	0
Other	0	0	0	0	0	0	0	0	0
Undetermined	0	0	0	0	0	0	0	0	0
Subtotal FY 23			$1,633	$0					
Total	**$15,683**	**$14,050**	**$1,633**		**$0**	**$0**	**$0**	**$0**	**$0**

Uses of Funds (in $000s)	Total Estimated Cost	Prior Expenses	FY 23 Carryforward	FY 23 Additional	FY 24	FY 25	FY 26	FY 27	Future
Capital [1]	$15,680	$14,046	$1,633	$0	$0	$0	$0	$0	$0
Contributions [2]	0	0	0	0	0	0	0	0	0
Non-Capital [3]	4	4	0	0	0	0	0	0	0
Subtotal FY 23			$1,633	$0					
Total	**$15,683**	**$14,050**	**$1,633**		**$0**	**$0**	**$0**	**$0**	**$0**

[1] Capital includes, but is not limited to, expenses related to capitalizable Development, Design, Land Acquisition, Equipment, Construction and Administration required to complete the project.
[2] Contributions includes, but is not limited to, funding through an agreement to other Government Agencies, Youth Organizations, Cultural Service Organizations and other Non-Profit Organizations.
[3] Non-Capital includes, but is not limited to, expenses related to Building Maintenance, Grounds & Landscaping Maintenance, Non-Capitalizable Equipment and other Professional Services.

PROJECT TITLE: CONSOLIDATED & HARDENED MAINTENANCE FACILITIES - WEST SERVICE UNIT
PROJECT NUMBER: C77832001
CIE REQUIREMENTS: N
LEVEL OF SERVICE IMPACT: N/A
PROGRAM: GOVERNMENT FACILITIES

PROJECT DESCRIPTION:
This project forms one of four consolidated and hardened maintenance facilities for Public Works, Public Utilities and Fleet Services to replace the existing 40-50 year old facilities which are nearing the end of their useful lives. The new facilities will provide efficient and secure locations for pre and post disaster response.

The new West Service Unit will be located at its current location on County-owned property on the west side of Sheldon Road approximately 500 feet south of Old Linebaugh Avenue in north-west Hillsborough County. Construction will be achieved in phases to facilitate continued occupancy and operations at the site. The project includes design/engineering, construction and furniture, fixtures and equipment (FF&E).

OPERATING COST IMPACT:
This project will replace existing facilities which are already being operated. Operating costs to be shared by the departments.

PROJECT COMPLETION DATE: Dec 2022

Neighborhood Community Area:
Town and Country

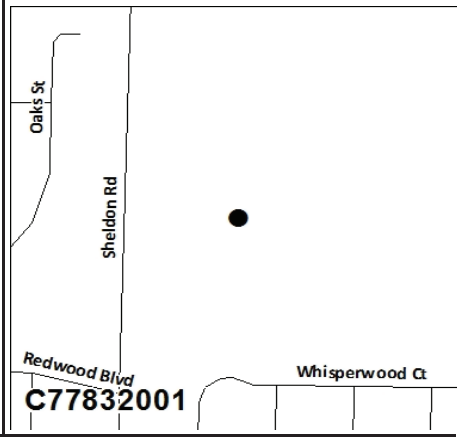

Sources of Funds ($000s)	Total Estimated Sources	Prior Funding	FY 23 Carryforward	FY 23 Additional	FY 24	FY 25	FY 26	FY 27	Future
ARP Funds	$0	$0	$0	$0	$0	$0	$0	$0	$0
Community Invest. Tax I	0	0	0	0	0	0	0	0	0
Community Invest. Tax II	0	0	0	0	0	0	0	0	0
Community Invest. Tax III	0	0	0	0	0	0	0	0	0
Community Invest. Tax IV	0	0	0	0	0	0	0	0	0
Enterprise Fees	12,772	8,141	4,630	0	0	0	0	0	0
Financing	12,744	11,787	1,257	(300)	0	0	0	0	0
General Revenues-CW	0	0	0	0	0	0	0	0	0
General Revenues-R3M	0	0	0	0	0	0	0	0	0
General Revenues-UA	922	829	93	0	0	0	0	0	0
Grants & County Match	0	0	0	0	0	0	0	0	0
Library Fund	0	0	0	0	0	0	0	0	0
Other	0	0	0	0	0	0	0	0	0
Undetermined	0	0	0	0	0	0	0	0	0
Subtotal FY 23			$5,981	($300)					
Total	**$26,437**	**$20,756**	**$5,681**		**$0**	**$0**	**$0**	**$0**	**$0**

Uses of Funds ($000s)	Total Estimated Cost	Prior Expenses	FY 23 Carryforward	FY 23 Additional	FY 24	FY 25	FY 26	FY 27	Future
Capital [1]	$26,420	$20,740	$5,981	($300)	$0	$0	$0	$0	$0
Contributions [2]	0	0	0	0	0	0	0	0	0
Non-Capital [3]	17	17	0	0	0	0	0	0	0
Subtotal FY 23			$5,981	($300)					
Total	**$26,437**	**$20,756**	**$5,681**		**$0**	**$0**	**$0**	**$0**	**$0**

[1] Capital includes, but is not limited to, expenses related to capitalizable Development, Design, Land Acquisition, Equipment, Construction and Administration required to complete the project.
[2] Contributions includes, but is not limited to, funding through an agreement to other Government Agencies, Youth Organizations, Cultural Service Organizations and other Non-Profit Organizations.
[3] Non-Capital includes, but is not limited to, expenses related to Building Maintenance, Grounds & Landscaping Maintenance, Non-Capitalizable Equipment and other Professional Services.

PROJECT TITLE: COUNTY CENTER AIR HANDLER REPLACEMENTS
PROJECT NUMBER: C77829000
CIE REQUIREMENTS: N
LEVEL OF SERVICE IMPACT: N/A
PROGRAM: GOVERNMENT FACILITIES

PROJECT DESCRIPTION:
This project includes the phased replacement of all original air handler units (AHU) at the County Center. The units are 25 years old and at the end of their life expectancy. The work will be accomplished in phases.

OPERATING COST IMPACT:
No significant change in operating cost is anticipated.

PROJECT COMPLETION DATE: Oct 2024

Neighborhood Community Area:
City of Tampa

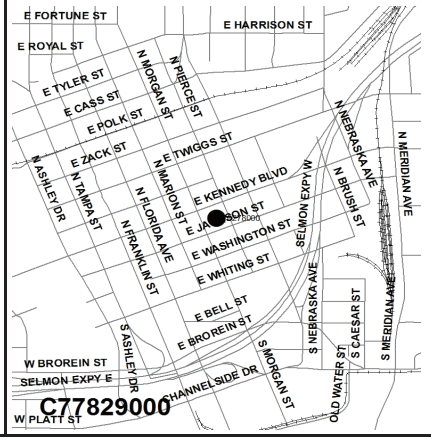

Sources of Funds ($000s)	Total Estimated Sources	Prior Funding	FY 23 Carryforward	FY 23 Additional	FY 24	FY 25	FY 26	FY 27	Future
ARP Funds	$0	$0	$0	$0	$0	$0	$0	$0	$0
Community Invest. Tax I	0	0	0	0	0	0	0	0	0
Community Invest. Tax II	0	0	0	0	0	0	0	0	0
Community Invest. Tax III	0	0	0	0	0	0	0	0	0
Community Invest. Tax IV	0	0	0	0	0	0	0	0	0
Enterprise Fees	0	0	0	0	0	0	0	0	0
Financing	0	0	0	0	0	0	0	0	0
General Revenues-CW	12,000	5,402	5,598	0	1,000	0	0	0	0
General Revenues-R3M	0	0	0	0	0	0	0	0	0
General Revenues-UA	0	0	0	0	0	0	0	0	0
Grants & County Match	0	0	0	0	0	0	0	0	0
Library Fund	0	0	0	0	0	0	0	0	0
Other	0	0	0	0	0	0	0	0	0
Undetermined	0	0	0	0	0	0	0	0	0
Subtotal FY 23			$5,598	$0					
Total	**$12,000**	**$5,402**	**$5,598**		**$1,000**	**$0**	**$0**	**$0**	**$0**

Uses of Funds ($000s)	Total Estimated Cost	Prior Expenses	FY 23 Carryforward	FY 23 Additional	FY 24	FY 25	FY 26	FY 27	Future
Capital [1]	$155	$5	$150	$0	$0	$0	$0	$0	$0
Contributions [2]	0	0	0	0	0	0	0	0	0
Non-Capital [3]	11,845	5,397	5,448	0	1,000	0	0	0	0
Subtotal FY 23			$5,598	$0					
Total	**$12,000**	**$5,402**	**$5,598**		**$1,000**	**$0**	**$0**	**$0**	**$0**

[1] Capital includes, but is not limited to, expenses related to capitalizable Development, Design, Land Acquisition, Equipment, Construction and Administration required to complete the project.
[2] Contributions includes, but is not limited to, funding through an agreement to other Government Agencies, Youth Organizations, Cultural Service Organizations and other Non-Profit Organizations.
[3] Non-Capital includes, but is not limited to, expenses related to Building Maintenance, Grounds & Landscaping Maintenance, Non-Capitalizable Equipment and other Professional Services.

PROJECT TITLE:
COUNTY CENTER CARPET REPLACEMENT (R3M)
CIE REQUIREMENTS: N
LEVEL OF SERVICE IMPACT: N/A

PROJECT NUMBER: C77875000

PROGRAM: GOVERNMENT FACILITIES

PROJECT DESCRIPTION:
Project is for the replacement of the carpet on the 12th, 13th, 14th & 26th floors as part of scheduled life cycle programming.

OPERATING COST IMPACT:
No significant change in operating cost is anticipated.

PROJECT COMPLETION DATE: Sep 2023

Neighborhood Community Area:
City of Tampa

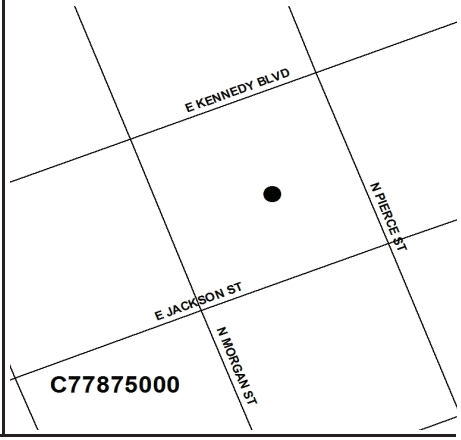

Sources of Funds ($000s)	Total Estimated Sources	Prior Funding	FY 23 Carryforward	FY 23 Additional	FY 24	FY 25	FY 26	FY 27	Future
ARP Funds	$0	$0	$0	$0	$0	$0	$0	$0	$0
Community Invest. Tax I	0	0	0	0	0	0	0	0	0
Community Invest. Tax II	0	0	0	0	0	0	0	0	0
Community Invest. Tax III	0	0	0	0	0	0	0	0	0
Community Invest. Tax IV	0	0	0	0	0	0	0	0	0
Enterprise Fees	0	0	0	0	0	0	0	0	0
Financing	0	0	0	0	0	0	0	0	0
General Revenues-CW	0	0	0	0	0	0	0	0	0
General Revenues-R3M	900	456	44	400	0	0	0	0	0
General Revenues-UA	0	0	0	0	0	0	0	0	0
Grants & County Match	0	0	0	0	0	0	0	0	0
Library Fund	0	0	0	0	0	0	0	0	0
Other	0	0	0	0	0	0	0	0	0
Undetermined	0	0	0	0	0	0	0	0	0
Subtotal FY 23			$44	$400					
Total	**$900**	**$456**	**$444**		**$0**	**$0**	**$0**	**$0**	**$0**

Uses of Funds ($000s)	Total Estimated Cost	Prior Expenses	FY 23 Carryforward	FY 23 Additional	FY 24	FY 25	FY 26	FY 27	Future
Capital [1]	$0	$0	$0	$0	$0	$0	$0	$0	$0
Contributions [2]	0	0	0	0	0	0	0	0	0
Non-Capital [3]	900	456	44	400	0	0	0	0	0
Subtotal FY 23			$44	$400					
Total	**$900**	**$456**	**$444**		**$0**	**$0**	**$0**	**$0**	**$0**

[1] Capital includes, but is not limited to, expenses related to capitalizable Development, Design, Land Acquisition, Equipment, Construction and Administration required to complete the project.
[2] Contributions includes, but is not limited to, funding through an agreement to other Government Agencies, Youth Organizations, Cultural Service Organizations and other Non-Profit Organizations.
[3] Non-Capital includes, but is not limited to, expenses related to Building Maintenance, Grounds & Landscaping Maintenance, Non-Capitalizable Equipment and other Professional Services.

PROJECT TITLE:
COUNTY CENTER ROOF FAN REPLACEMENTS (R3M)
CIE REQUIREMENTS: N
LEVEL OF SERVICE IMPACT: N/A

PROJECT NUMBER: C77851000

PROGRAM: GOVERNMENT FACILITIES

PROJECT DESCRIPTION:
Project is for replacing the rooftop HVAC equipment that have reached their life expectancy. Existing rooftop fans are beyond repair and need replacement to maintain building operations.

OPERATING COST IMPACT:
No significant change in operating cost is anticipated.

PROJECT COMPLETION DATE: Apr 2024

Neighborhood Community Area:
City of Tampa

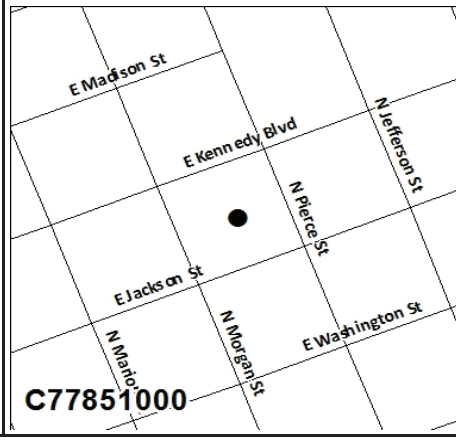

Sources of Funds ($000s)	Total Estimated Sources	Prior Funding	FY 23 Carryforward	FY 23 Additional	FY 24	FY 25	FY 26	FY 27	Future
ARP Funds	$0	$0	$0	$0	$0	$0	$0	$0	$0
Community Invest. Tax I	0	0	0	0	0	0	0	0	0
Community Invest. Tax II	0	0	0	0	0	0	0	0	0
Community Invest. Tax III	0	0	0	0	0	0	0	0	0
Community Invest. Tax IV	0	0	0	0	0	0	0	0	0
Enterprise Fees	0	0	0	0	0	0	0	0	0
Financing	0	0	0	0	0	0	0	0	0
General Revenues-CW	0	0	0	0	0	0	0	0	0
General Revenues-R3M	450	0	450	0	0	0	0	0	0
General Revenues-UA	0	0	0	0	0	0	0	0	0
Grants & County Match	0	0	0	0	0	0	0	0	0
Library Fund	0	0	0	0	0	0	0	0	0
Other	0	0	0	0	0	0	0	0	0
Undetermined	0	0	0	0	0	0	0	0	0
Subtotal FY 23			$450	$0					
Total	**$450**	**$0**	**$450**		**$0**	**$0**	**$0**	**$0**	**$0**

Uses of Funds ($000s)	Total Estimated Cost	Prior Expenses	FY 23 Carryforward	FY 23 Additional	FY 24	FY 25	FY 26	FY 27	Future
Capital [1]	$0	$0	$0	$0	$0	$0	$0	$0	$0
Contributions [2]	0	0	0	0	0	0	0	0	0
Non-Capital [3]	450	0	450	0	0	0	0	0	0
Subtotal FY 23			$450	$0					
Total	**$450**	**$0**	**$450**		**$0**	**$0**	**$0**	**$0**	**$0**

[1] Capital includes, but is not limited to, expenses related to capitalizable Development, Design, Land Acquisition, Equipment, Construction and Administration required to complete the project.
[2] Contributions includes, but is not limited to, funding through an agreement to other Government Agencies, Youth Organizations, Cultural Service Organizations and other Non-Profit Organizations.
[3] Non-Capital includes, but is not limited to, expenses related to Building Maintenance, Grounds & Landscaping Maintenance, Non-Capitalizable Equipment and other Professional Services.

PROJECT TITLE:
COUNTY CENTER ROOF REPLACEMENT
CIE REQUIREMENTS: N
LEVEL OF SERVICE IMPACT: N/A

PROJECT NUMBER: C77834000

PROGRAM: GOVERNMENT FACILITIES

PROJECT DESCRIPTION:
This project will replace the current roof that has reached the end of its useful life expectancy.

OPERATING COST IMPACT:
No significant change in operating cost is anticipated.

PROJECT COMPLETION DATE: Apr 2024

Neighborhood Community Area:
City of Tampa

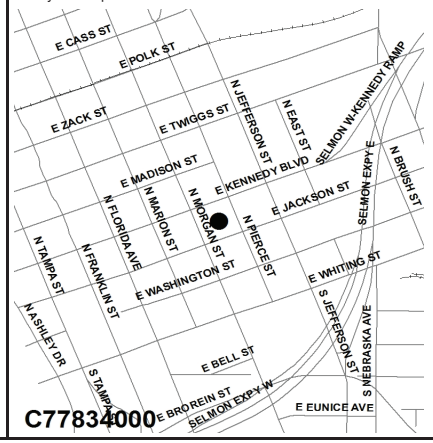

Sources of Funds ($000s)	Total Estimated Sources	Prior Funding	FY 23 Carryforward	FY 23 Additional	FY 24	FY 25	FY 26	FY 27	Future
ARP Funds	$0	$0	$0	$0	$0	$0	$0	$0	$0
Community Invest. Tax I	0	0	0	0	0	0	0	0	0
Community Invest. Tax II	0	0	0	0	0	0	0	0	0
Community Invest. Tax III	0	0	0	0	0	0	0	0	0
Community Invest. Tax IV	0	0	0	0	0	0	0	0	0
Enterprise Fees	0	0	0	0	0	0	0	0	0
Financing	0	0	0	0	0	0	0	0	0
General Revenues-CW	2,200	84	1,516	600	0	0	0	0	0
General Revenues-R3M	150	0	150	0	0	0	0	0	0
General Revenues-UA	0	0	0	0	0	0	0	0	0
Grants & County Match	0	0	0	0	0	0	0	0	0
Library Fund	0	0	0	0	0	0	0	0	0
Other	0	0	0	0	0	0	0	0	0
Undetermined	0	0	0	0	0	0	0	0	0
Subtotal FY 23			$1,666	$600					
Total	**$2,350**	**$84**	**$2,266**		**$0**	**$0**	**$0**	**$0**	**$0**

Uses of Funds ($000s)	Total Estimated Cost	Prior Expenses	FY 23 Carryforward	FY 23 Additional	FY 24	FY 25	FY 26	FY 27	Future
Capital [1]	$0	$0	$0	$0	$0	$0	$0	$0	$0
Contributions [2]	0	0	0	0	0	0	0	0	0
Non-Capital [3]	2,350	84	1,666	600	0	0	0	0	0
Subtotal FY 23			$1,666	$600					
Total	**$2,350**	**$84**	**$2,266**		**$0**	**$0**	**$0**	**$0**	**$0**

[1] Capital includes, but is not limited to, expenses related to capitalizable Development, Design, Land Acquisition, Equipment, Construction and Administration required to complete the project.
[2] Contributions includes, but is not limited to, funding through an agreement to other Government Agencies, Youth Organizations, Cultural Service Organizations and other Non-Profit Organizations.
[3] Non-Capital includes, but is not limited to, expenses related to Building Maintenance, Grounds & Landscaping Maintenance, Non-Capitalizable Equipment and other Professional Services.

PROJECT TITLE:
COUNTYWIDE PAINTING (R3M) (MP)
CIE REQUIREMENTS: N
LEVEL OF SERVICE IMPACT: N/A

PROJECT NUMBER: C77867000

PROGRAM: GOVERNMENT FACILITIES

PROJECT DESCRIPTION:
Project is for repainting interiors and exteriors of various County buildings as part of scheduled lifecycle replacement in accordance with the Repair, Renovation, Replacement and Maintenance (R3M) Program.

OPERATING COST IMPACT:
No significant change in operating cost is anticipated.

PROJECT COMPLETION DATE: Sep 2024

Neighborhood Community Area:
Countywide

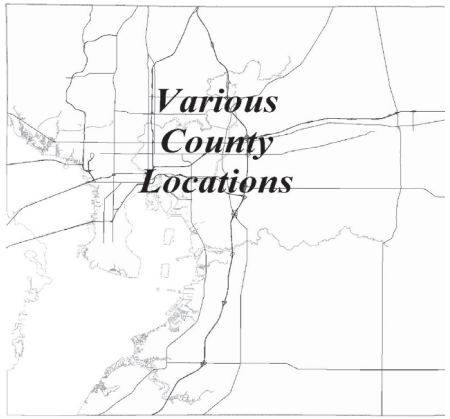

Sources of Funds ($000s)	Total Estimated Sources	Prior Funding	FY 23 Carryforward	FY 23 Additional	FY 24	FY 25	FY 26	FY 27	Future
ARP Funds	$0	$0	$0	$0	$0	$0	$0	$0	$0
Community Invest. Tax I	0	0	0	0	0	0	0	0	0
Community Invest. Tax II	0	0	0	0	0	0	0	0	0
Community Invest. Tax III	0	0	0	0	0	0	0	0	0
Community Invest. Tax IV	0	0	0	0	0	0	0	0	0
Enterprise Fees	0	0	0	0	0	0	0	0	0
Financing	0	0	0	0	0	0	0	0	0
General Revenues-CW	0	0	0	0	0	0	0	0	0
General Revenues-R3M	400	19	381	0	0	0	0	0	0
General Revenues-UA	0	0	0	0	0	0	0	0	0
Grants & County Match	0	0	0	0	0	0	0	0	0
Library Fund	0	0	0	0	0	0	0	0	0
Other	0	0	0	0	0	0	0	0	0
Undetermined	0	0	0	0	0	0	0	0	0
Subtotal FY 23			$381	$0					
Total	**$400**	**$19**	**$381**		**$0**	**$0**	**$0**	**$0**	**$0**

Uses of Funds ($000s)	Total Estimated Cost	Prior Expenses	FY 23 Carryforward	FY 23 Additional	FY 24	FY 25	FY 26	FY 27	Future
Capital [1]	$0	$0	$0	$0	$0	$0	$0	$0	$0
Contributions [2]	0	0	0	0	0	0	0	0	0
Non-Capital [3]	400	19	381	0	0	0	0	0	0
Subtotal FY 23			$381	$0					
Total	**$400**	**$19**	**$381**		**$0**	**$0**	**$0**	**$0**	**$0**

[1] Capital includes, but is not limited to, expenses related to capitalizable Development, Design, Land Acquisition, Equipment, Construction and Administration required to complete the project.
[2] Contributions includes, but is not limited to, funding through an agreement to other Government Agencies, Youth Organizations, Cultural Service Organizations and other Non-Profit Organizations.
[3] Non-Capital includes, but is not limited to, expenses related to Building Maintenance, Grounds & Landscaping Maintenance, Non-Capitalizable Equipment and other Professional Services.

PROJECT TITLE:
COUNTYWIDE PARKING LOT AND PAVEMENT RENOVATIONS (R3M) (MP)
CIE REQUIREMENTS: N
LEVEL OF SERVICE IMPACT: N/A

PROJECT NUMBER: C77866000

PROGRAM: GOVERNMENT FACILITIES

PROJECT DESCRIPTION:
Project is for repaving and restriping parking lots and roadways at various County locations as part of scheduled lifecycle replacement in accordance with the Repair, Renovation, Replacement and Maintenance (R3M) Program.

OPERATING COST IMPACT:
No significant change in operating cost is anticipated.

PROJECT COMPLETION DATE: Sep 2024

Neighborhood Community Area:
Countywide

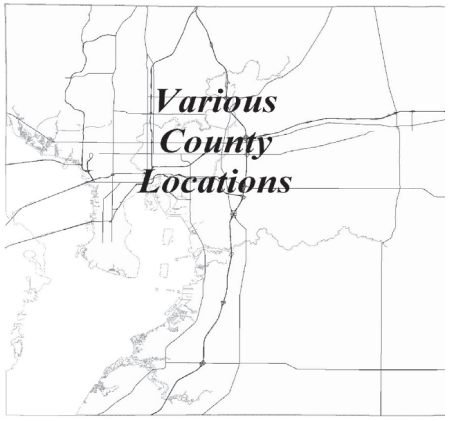

Sources of Funds (in $000s)	Total Estimated Sources	Prior Funding	FY 23 Carryforward	FY 23 Additional	FY 24	FY 25	FY 26	FY 27	Future
ARP Funds	$0	$0	$0	$0	$0	$0	$0	$0	$0
Community Invest. Tax I	0	0	0	0	0	0	0	0	0
Community Invest. Tax II	0	0	0	0	0	0	0	0	0
Community Invest. Tax III	0	0	0	0	0	0	0	0	0
Community Invest. Tax IV	0	0	0	0	0	0	0	0	0
Enterprise Fees	0	0	0	0	0	0	0	0	0
Financing	0	0	0	0	0	0	0	0	0
General Revenues-CW	0	0	0	0	0	0	0	0	0
General Revenues-R3M	700	272	128	300	0	0	0	0	0
General Revenues-UA	0	0	0	0	0	0	0	0	0
Grants & County Match	0	0	0	0	0	0	0	0	0
Library Fund	0	0	0	0	0	0	0	0	0
Other	0	0	0	0	0	0	0	0	0
Undetermined	0	0	0	0	0	0	0	0	0
Subtotal FY 23			$128	$300					
Total	**$700**	**$272**	**$428**		**$0**	**$0**	**$0**	**$0**	**$0**

Uses of Funds (in $000s)	Total Estimated Cost	Prior Expenses	FY 23 Carryforward	FY 23 Additional	FY 24	FY 25	FY 26	FY 27	Future
Capital [1]	$0	$0	$0	$0	$0	$0	$0	$0	$0
Contributions [2]	0	0	0	0	0	0	0	0	0
Non-Capital [3]	700	272	128	300	0	0	0	0	0
Subtotal FY 23			$128	$300					
Total	**$700**	**$272**	**$428**		**$0**	**$0**	**$0**	**$0**	**$0**

[1] Capital includes, but is not limited to, expenses related to capitalizable Development, Design, Land Acquisition, Equipment, Construction and Administration required to complete the project.
[2] Contributions includes, but is not limited to, funding through an agreement to other Government Agencies, Youth Organizations, Cultural Service Organizations and other Non-Profit Organizations.
[3] Non-Capital includes, but is not limited to, expenses related to Building Maintenance, Grounds & Landscaping Maintenance, Non-Capitalizable Equipment and other Professional Services.

PROJECT TITLE:
COUNTYWIDE R3M PROGRAM (MP)
CIE REQUIREMENTS: N
LEVEL OF SERVICE IMPACT: N/A

PROJECT NUMBER: CM1200000

PROGRAM: GOVERNMENT FACILITIES

PROJECT DESCRIPTION:
The main purpose of the R3M Program is asset preservation. The program includes the Repair, Renovation, Replacement and Maintenance of existing systems at County owned buildings and facilities to maintain a consistent service level over the life of the asset and to maximize the useful life of the asset.

OPERATING COST IMPACT:
No significant change in operating cost is anticipated.

PROJECT COMPLETION DATE: Ongoing

Neighborhood Community Area:
Countywide

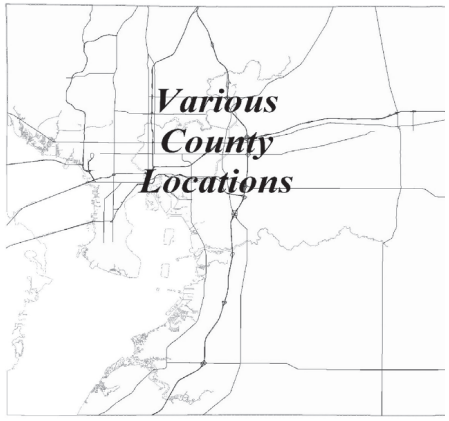

Sources of Funds (in $000s)	Total Estimated Sources	Prior Funding	FY 23 Carryforward	FY 23 Additional	FY 24	FY 25	FY 26	FY 27	Future
ARP Funds	$0	$0	$0	$0	$0	$0	$0	$0	$0
Community Invest. Tax I	0	0	0	0	0	0	0	0	0
Community Invest. Tax II	0	0	0	0	0	0	0	0	0
Community Invest. Tax III	0	0	0	0	0	0	0	0	0
Community Invest. Tax IV	0	0	0	0	0	0	0	0	0
Enterprise Fees	0	0	0	0	0	0	0	0	0
Financing	0	0	0	0	0	0	0	0	0
General Revenues-CW	0	0	0	0	0	0	0	0	0
General Revenues-R3M	23,169	13,327	6,621	3,221	0	0	0	0	0
General Revenues-UA	0	0	0	0	0	0	0	0	0
Grants & County Match	0	0	0	0	0	0	0	0	0
Library Fund	0	0	0	0	0	0	0	0	0
Other	0	0	0	0	0	0	0	0	0
Undetermined	0	0	0	0	0	0	0	0	0
Subtotal FY 23			$6,621	$3,221					
Total	**$23,169**	**$13,327**	**$9,842**		**$0**	**$0**	**$0**	**$0**	**$0**

Uses of Funds (in $000s)	Total Estimated Cost	Prior Expenses	FY 23 Carryforward	FY 23 Additional	FY 24	FY 25	FY 26	FY 27	Future
Capital [1]	$0	$0	$0	$0	$0	$0	$0	$0	$0
Contributions [2]	0	0	0	0	0	0	0	0	0
Non-Capital [3]	23,169	13,327	6,621	3,221	0	0	0	0	0
Subtotal FY 23			$6,621	$3,221					
Total	**$23,169**	**$13,327**	**$9,842**		**$0**	**$0**	**$0**	**$0**	**$0**

[1] Capital includes, but is not limited to, expenses related to capitalizable Development, Design, Land Acquisition, Equipment, Construction and Administration required to complete the project.
[2] Contributions includes, but is not limited to, funding through an agreement to other Government Agencies, Youth Organizations, Cultural Service Organizations and other Non-Profit Organizations.
[3] Non-Capital includes, but is not limited to, expenses related to Building Maintenance, Grounds & Landscaping Maintenance, Non-Capitalizable Equipment and other Professional Services.

PROJECT TITLE:
COURTHOUSE ACCESS CONTROL - VARIOUS LOCATION (MP)
CIE REQUIREMENTS: N
LEVEL OF SERVICE IMPACT: N/A

PROJECT NUMBER: C77896000

PROGRAM: GOVERNMENT FACILITIES

PROJECT DESCRIPTION:
This project will replace end-of-life equipment in the access control system with new equipment in the Edegecomb, Criminal Annex and Plant City Courthouses. This includes all readers, control boards and wiring.

OPERATING COST IMPACT:
No significant change in operating cost is anticipated.

PROJECT COMPLETION DATE: Ongoing

Neighborhood Community Area:
Countywide

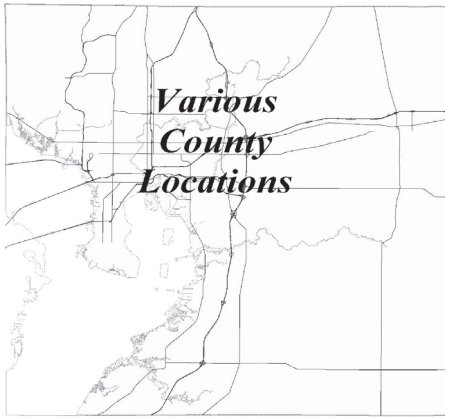

Sources of Funds (in $000s)	Total Estimated Sources	Prior Funding	FY 23 Carryforward	FY 23 Additional	FY 24	FY 25	FY 26	FY 27	Future
ARP Funds	$0	$0	$0	$0	$0	$0	$0	$0	$0
Community Invest. Tax I	0	0	0	0	0	0	0	0	0
Community Invest. Tax II	0	0	0	0	0	0	0	0	0
Community Invest. Tax III	0	0	0	0	0	0	0	0	0
Community Invest. Tax IV	0	0	0	0	0	0	0	0	0
Enterprise Fees	0	0	0	0	0	0	0	0	0
Financing	0	0	0	0	0	0	0	0	0
General Revenues-CW	750	0	0	750	0	0	0	0	0
General Revenues-R3M	0	0	0	0	0	0	0	0	0
General Revenues-UA	0	0	0	0	0	0	0	0	0
Grants & County Match	0	0	0	0	0	0	0	0	0
Library Fund	0	0	0	0	0	0	0	0	0
Other	0	0	0	0	0	0	0	0	0
Undetermined	0	0	0	0	0	0	0	0	0
Subtotal FY 23			$0	$750					
Total	**$750**	**$0**	**$750**		**$0**	**$0**	**$0**	**$0**	**$0**

Uses of Funds (in $000s)	Total Estimated Cost	Prior Expenses	FY 23 Carryforward	FY 23 Additional	FY 24	FY 25	FY 26	FY 27	Future
Capital [1]	$750	$0	$0	$750	$0	$0	$0	$0	$0
Contributions [2]	0	0	0	0	0	0	0	0	0
Non-Capital [3]	0	0	0	0	0	0	0	0	0
Subtotal FY 23			$0	$750					
Total	**$750**	**$0**	**$750**		**$0**	**$0**	**$0**	**$0**	**$0**

[1] Capital includes, but is not limited to, expenses related to capitalizable Development, Design, Land Acquisition, Equipment, Construction and Administration required to complete the project.
[2] Contributions includes, but is not limited to, funding through an agreement to other Government Agencies, Youth Organizations, Cultural Service Organizations and other Non-Profit Organizations.
[3] Non-Capital includes, but is not limited to, expenses related to Building Maintenance, Grounds & Landscaping Maintenance, Non-Capitalizable Equipment and other Professional Services.

PROJECT TITLE:
COURTHOUSE LAND ACQUISITION
CIE REQUIREMENTS: N
LEVEL OF SERVICE IMPACT: N/A

PROJECT NUMBER: C77847000

PROGRAM: GOVERNMENT FACILITIES

PROJECT DESCRIPTION:
The project is for the purpose of acquiring additional land within the downtown court complex to facilitate future planned expansion of the court complex.

OPERATING COST IMPACT:
No significant change in operating cost is anticipated.

PROJECT COMPLETION DATE: Post Construction

Neighborhood Community Area:
City of Tampa

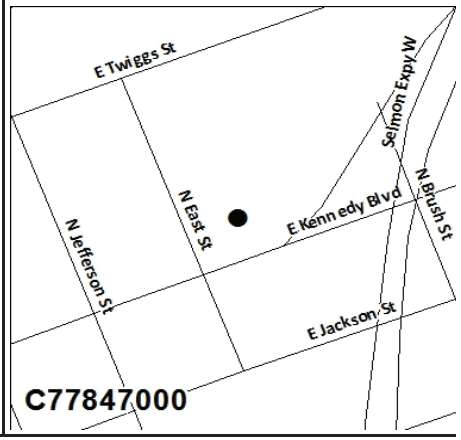

Sources of Funds (in $000s)	Total Estimated Sources	Prior Funding	FY 23 Carryforward	FY 23 Additional	FY 24	FY 25	FY 26	FY 27	Future
ARP Funds	$0	$0	$0	$0	$0	$0	$0	$0	$0
Community Invest. Tax I	0	0	0	0	0	0	0	0	0
Community Invest. Tax II	0	0	0	0	0	0	0	0	0
Community Invest. Tax III	0	0	0	0	0	0	0	0	0
Community Invest. Tax IV	0	0	0	0	0	0	0	0	0
Enterprise Fees	0	0	0	0	0	0	0	0	0
Financing	3,000	2,682	318	0	0	0	0	0	0
General Revenues-CW	120	0	0	120	0	0	0	0	0
General Revenues-R3M	0	0	0	0	0	0	0	0	0
General Revenues-UA	0	0	0	0	0	0	0	0	0
Grants & County Match	0	0	0	0	0	0	0	0	0
Library Fund	0	0	0	0	0	0	0	0	0
Other	0	0	119	(119)	0	0	0	0	0
Undetermined	0	0	0	0	0	0	0	0	0
Subtotal FY 23			$437	$1					
Total	**$3,120**	**$2,682**	**$438**		**$0**	**$0**	**$0**	**$0**	**$0**

Uses of Funds (in $000s)	Total Estimated Cost	Prior Expenses	FY 23 Carryforward	FY 23 Additional	FY 24	FY 25	FY 26	FY 27	Future
Capital [1]	$3,120	$2,682	$437	$1	$0	$0	$0	$0	$0
Contributions [2]	0	0	0	0	0	0	0	0	0
Non-Capital [3]	0	0	0	0	0	0	0	0	0
Subtotal FY 23			$437	$1					
Total	**$3,120**	**$2,682**	**$438**		**$0**	**$0**	**$0**	**$0**	**$0**

[1] Capital includes, but is not limited to, expenses related to capitalizable Development, Design, Land Acquisition, Equipment, Construction and Administration required to complete the project.
[2] Contributions includes, but is not limited to, funding through an agreement to other Government Agencies, Youth Organizations, Cultural Service Organizations and other Non-Profit Organizations.
[3] Non-Capital includes, but is not limited to, expenses related to Building Maintenance, Grounds & Landscaping Maintenance, Non-Capitalizable Equipment and other Professional Services.

PROJECT TITLE:
DOWNTOWN BUILDINGS WATERPROOFING PROJECT (MP)
CIE REQUIREMENTS: N
LEVEL OF SERVICE IMPACT: N/A

PROJECT NUMBER: C77833000

PROGRAM: GOVERNMENT FACILITIES

PROJECT DESCRIPTION:
This project will replace exterior sealant and waterproofing systems that have exceeded life expectancy in various buildings that are the County's responsibility in downtown Tampa.

OPERATING COST IMPACT:
No significant change in operating cost is anticipated.

PROJECT COMPLETION DATE: Post Construction

Neighborhood Community Area:
City of Tampa

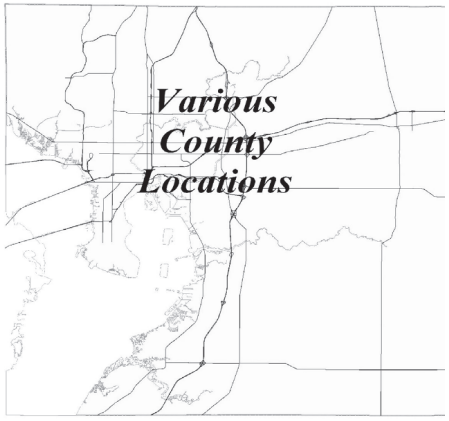

Sources of Funds (in $000s)	Total Estimated Sources	Prior Funding	FY 23 Carryforward	FY 23 Additional	FY 24	FY 25	FY 26	FY 27	Future
ARP Funds	$0	$0	$0	$0	$0	$0	$0	$0	$0
Community Invest. Tax I	0	0	0	0	0	0	0	0	0
Community Invest. Tax II	0	0	0	0	0	0	0	0	0
Community Invest. Tax III	0	0	0	0	0	0	0	0	0
Community Invest. Tax IV	0	0	0	0	0	0	0	0	0
Enterprise Fees	0	0	0	0	0	0	0	0	0
Financing	0	0	0	0	0	0	0	0	0
General Revenues-CW	700	699	1	0	0	0	0	0	0
General Revenues-R3M	400	241	159	0	0	0	0	0	0
General Revenues-UA	0	0	0	0	0	0	0	0	0
Grants & County Match	0	0	0	0	0	0	0	0	0
Library Fund	0	0	0	0	0	0	0	0	0
Other	0	0	0	0	0	0	0	0	0
Undetermined	0	0	0	0	0	0	0	0	0
Subtotal FY 23			$161	$0					
Total	**$1,100**	**$939**	**$161**		**$0**	**$0**	**$0**	**$0**	**$0**

Uses of Funds (in $000s)	Total Estimated Cost	Prior Expenses	FY 23 Carryforward	FY 23 Additional	FY 24	FY 25	FY 26	FY 27	Future
Capital [1]	$0	$0	$0	$0	$0	$0	$0	$0	$0
Contributions [2]	0	0	0	0	0	0	0	0	0
Non-Capital [3]	1,100	939	161	0	0	0	0	0	0
Subtotal FY 23			$161	$0					
Total	**$1,100**	**$939**	**$161**		**$0**	**$0**	**$0**	**$0**	**$0**

[1] Capital includes, but is not limited to, expenses related to capitalizable Development, Design, Land Acquisition, Equipment, Construction and Administration required to complete the project.
[2] Contributions includes, but is not limited to, funding through an agreement to other Government Agencies, Youth Organizations, Cultural Service Organizations and other Non-Profit Organizations.
[3] Non-Capital includes, but is not limited to, expenses related to Building Maintenance, Grounds & Landscaping Maintenance, Non-Capitalizable Equipment and other Professional Services.

PROJECT TITLE:
EDGECOMB 4TH FLOOR CIVIL COURT EXPANSION
CIE REQUIREMENTS: N
LEVEL OF SERVICE IMPACT: N/A

PROJECT NUMBER: C77877000

PROGRAM: GOVERNMENT FACILITIES

PROJECT DESCRIPTION:
The Project includes design and construction of two additional Civil Courtrooms and associated spaces within the 4th Floor shell space designated for future expansion at the George E. Edgecomb Courthouse, located at 800 E. Twiggs Street, Tampa.

OPERATING COST IMPACT:
No significant change in operating cost is anticipated.

PROJECT COMPLETION DATE: Jun 2024

Neighborhood Community Area:
City of Tampa

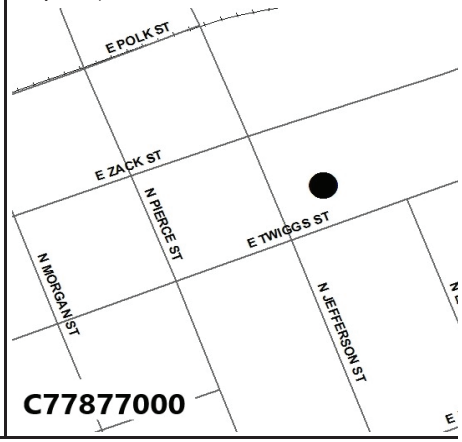

Sources of Funds (in $000s)	Total Estimated Sources	Prior Funding	FY 23 Carryforward	FY 23 Additional	FY 24	FY 25	FY 26	FY 27	Future
ARP Funds	$0	$0	$0	$0	$0	$0	$0	$0	$0
Community Invest. Tax I	0	0	0	0	0	0	0	0	0
Community Invest. Tax II	0	0	0	0	0	0	0	0	0
Community Invest. Tax III	0	0	0	0	0	0	0	0	0
Community Invest. Tax IV	0	0	0	0	0	0	0	0	0
Enterprise Fees	0	0	0	0	0	0	0	0	0
Financing	0	0	0	0	0	0	0	0	0
General Revenues-CW	1,400	50	850	500	0	0	0	0	0
General Revenues-R3M	0	0	0	0	0	0	0	0	0
General Revenues-UA	0	0	0	0	0	0	0	0	0
Grants & County Match	0	0	0	0	0	0	0	0	0
Library Fund	0	0	0	0	0	0	0	0	0
Other	0	0	0	0	0	0	0	0	0
Undetermined	0	0	0	0	0	0	0	0	0
Subtotal FY 23			$850	$500					
Total	**$1,400**	**$50**	**$1,350**		**$0**	**$0**	**$0**	**$0**	**$0**

Uses of Funds (in $000s)	Total Estimated Cost	Prior Expenses	FY 23 Carryforward	FY 23 Additional	FY 24	FY 25	FY 26	FY 27	Future
Capital [1]	$1,400	$50	$850	$500	$0	$0	$0	$0	$0
Contributions [2]	0	0	0	0	0	0	0	0	0
Non-Capital [3]	0	0	0	0	0	0	0	0	0
Subtotal FY 23			$850	$500					
Total	**$1,400**	**$50**	**$1,350**		**$0**	**$0**	**$0**	**$0**	**$0**

[1] Capital includes, but is not limited to, expenses related to capitalizable Development, Design, Land Acquisition, Equipment, Construction and Administration required to complete the project.
[2] Contributions includes, but is not limited to, funding through an agreement to other Government Agencies, Youth Organizations, Cultural Service Organizations and other Non-Profit Organizations.
[3] Non-Capital includes, but is not limited to, expenses related to Building Maintenance, Grounds & Landscaping Maintenance, Non-Capitalizable Equipment and other Professional Services.

PROJECT TITLE:
EDGECOMB BUILDING 5TH FLOOR EXPANSION
CIE REQUIREMENTS: N
LEVEL OF SERVICE IMPACT: N/A

PROJECT NUMBER: C77871000

PROGRAM: GOVERNMENT FACILITIES

PROJECT DESCRIPTION:
The project includes the renovation of space on Edgecomb 5th floor east to allow for one large courtroom with approximately 160 gallery seating and a full jury box (14-16 seats).

OPERATING COST IMPACT:
No significant change in operating cost is anticipated.

PROJECT COMPLETION DATE: Dec 2023

Neighborhood Community Area:
City of Tampa

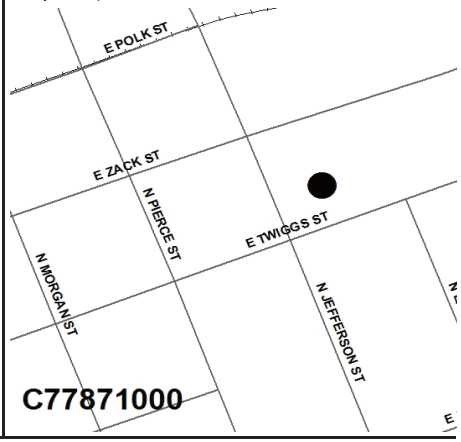

Sources of Funds (in $000s)	Total Estimated Sources	Prior Funding	FY 23 Carryforward	FY 23 Additional	FY 24	FY 25	FY 26	FY 27	Future
ARP Funds	$0	$0	$0	$0	$0	$0	$0	$0	$0
Community Invest. Tax I	0	0	0	0	0	0	0	0	0
Community Invest. Tax II	0	0	0	0	0	0	0	0	0
Community Invest. Tax III	0	0	0	0	0	0	0	0	0
Community Invest. Tax IV	0	0	0	0	0	0	0	0	0
Enterprise Fees	0	0	0	0	0	0	0	0	0
Financing	0	0	0	0	0	0	0	0	0
General Revenues-CW	1,715	296	719	700	0	0	0	0	0
General Revenues-R3M	0	0	0	0	0	0	0	0	0
General Revenues-UA	0	0	0	0	0	0	0	0	0
Grants & County Match	0	0	0	0	0	0	0	0	0
Library Fund	0	0	0	0	0	0	0	0	0
Other	0	0	0	0	0	0	0	0	0
Undetermined	0	0	0	0	0	0	0	0	0
Subtotal FY 23			$719	$700					
Total	**$1,715**	**$296**	**$1,419**		**$0**	**$0**	**$0**	**$0**	**$0**

Uses of Funds (in $000s)	Total Estimated Cost	Prior Expenses	FY 23 Carryforward	FY 23 Additional	FY 24	FY 25	FY 26	FY 27	Future
Capital [1]	$1,715	$296	$719	$700	$0	$0	$0	$0	$0
Contributions [2]	0	0	0	0	0	0	0	0	0
Non-Capital [3]	0	0	0	0	0	0	0	0	0
Subtotal FY 23			$719	$700					
Total	**$1,715**	**$296**	**$1,419**		**$0**	**$0**	**$0**	**$0**	**$0**

[1] Capital includes, but is not limited to, expenses related to capitalizable Development, Design, Land Acquisition, Equipment, Construction and Administration required to complete the project.
[2] Contributions includes, but is not limited to, funding through an agreement to other Government Agencies, Youth Organizations, Cultural Service Organizations and other Non-Profit Organizations.
[3] Non-Capital includes, but is not limited to, expenses related to Building Maintenance, Grounds & Landscaping Maintenance, Non-Capitalizable Equipment and other Professional Services.

PROJECT TITLE:
EDGECOMB COURTHOUSE 4TH FLOOR TECH AND FURNITURE
CIE REQUIREMENTS: N
LEVEL OF SERVICE IMPACT: N/A

PROJECT NUMBER: C77895000

PROGRAM: GOVERNMENT FACILITIES

PROJECT DESCRIPTION:
This project is to supply the technology, audio visual and furniture needs for the separately funded buildout on the southwest corner of the 4th floor of the Edgecomb Courthouse. The 4th floor buildout is currently a shell area, totaling 4,860 square feet.

OPERATING COST IMPACT:
No significant change in operating cost is anticipated.

PROJECT COMPLETION DATE: Jun 2024

Neighborhood Community Area:
City of Tampa

Sources of Funds (in $000s)	Total Estimated Sources	Prior Funding	FY 23 Carryforward	FY 23 Additional	FY 24	FY 25	FY 26	FY 27	Future
ARP Funds	$0	$0	$0	$0	$0	$0	$0	$0	$0
Community Invest. Tax I	0	0	0	0	0	0	0	0	0
Community Invest. Tax II	0	0	0	0	0	0	0	0	0
Community Invest. Tax III	0	0	0	0	0	0	0	0	0
Community Invest. Tax IV	0	0	0	0	0	0	0	0	0
Enterprise Fees	0	0	0	0	0	0	0	0	0
Financing	0	0	0	0	0	0	0	0	0
General Revenues-CW	226	0	0	226	0	0	0	0	0
General Revenues-R3M	0	0	0	0	0	0	0	0	0
General Revenues-UA	0	0	0	0	0	0	0	0	0
Grants & County Match	0	0	0	0	0	0	0	0	0
Library Fund	0	0	0	0	0	0	0	0	0
Other	0	0	0	0	0	0	0	0	0
Undetermined	0	0	0	0	0	0	0	0	0
Subtotal FY 23			$0	$226					
Total	**$226**	**$0**	**$226**		**$0**	**$0**	**$0**	**$0**	**$0**

Uses of Funds (in $000s)	Total Estimated Cost	Prior Expenses	FY 23 Carryforward	FY 23 Additional	FY 24	FY 25	FY 26	FY 27	Future
Capital [1]	$226	$0	$0	$226	$0	$0	$0	$0	$0
Contributions [2]	0	0	0	0	0	0	0	0	0
Non-Capital [3]	0	0	0	0	0	0	0	0	0
Subtotal FY 23			$0	$226					
Total	**$226**	**$0**	**$226**		**$0**	**$0**	**$0**	**$0**	**$0**

[1] Capital includes, but is not limited to, expenses related to capitalizable Development, Design, Land Acquisition, Equipment, Construction and Administration required to complete the project.
[2] Contributions includes, but is not limited to, funding through an agreement to other Government Agencies, Youth Organizations, Cultural Service Organizations and other Non-Profit Organizations.
[3] Non-Capital includes, but is not limited to, expenses related to Building Maintenance, Grounds & Landscaping Maintenance, Non-Capitalizable Equipment and other Professional Services.

PROJECT TITLE:
EDGECOMB COURTHOUSE CARPET REPLACEMENTS (R3M)
CIE REQUIREMENTS: N
LEVEL OF SERVICE IMPACT: N/A

PROJECT NUMBER: C77864000

PROGRAM: GOVERNMENT FACILITIES

PROJECT DESCRIPTION:
Project is for replacing the deteriorated carpet at the Edgecomb Courthouse as part of scheduled lifecycle replacement in accordance with the Repair, Renovation, Replacement and Maintenance (R3M) Program.

OPERATING COST IMPACT:
No significant change in operating cost is anticipated.

PROJECT COMPLETION DATE: Apr 2023

Neighborhood Community Area:
City of Tampa

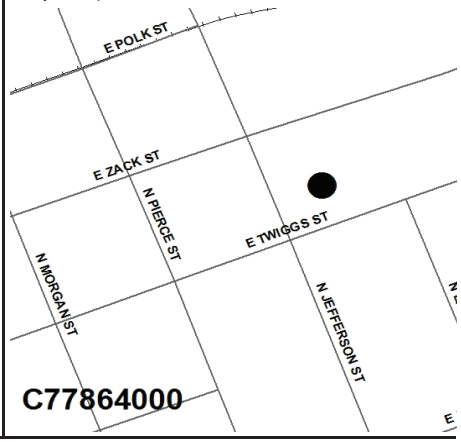

Sources of Funds (in $000s)	Total Estimated Sources	Prior Funding	FY 23 Carryforward	FY 23 Additional	FY 24	FY 25	FY 26	FY 27	Future
ARP Funds	$0	$0	$0	$0	$0	$0	$0	$0	$0
Community Invest. Tax I	0	0	0	0	0	0	0	0	0
Community Invest. Tax II	0	0	0	0	0	0	0	0	0
Community Invest. Tax III	0	0	0	0	0	0	0	0	0
Community Invest. Tax IV	0	0	0	0	0	0	0	0	0
Enterprise Fees	0	0	0	0	0	0	0	0	0
Financing	0	0	0	0	0	0	0	0	0
General Revenues-CW	0	0	0	0	0	0	0	0	0
General Revenues-R3M	500	188	312	0	0	0	0	0	0
General Revenues-UA	0	0	0	0	0	0	0	0	0
Grants & County Match	0	0	0	0	0	0	0	0	0
Library Fund	0	0	0	0	0	0	0	0	0
Other	0	0	0	0	0	0	0	0	0
Undetermined	0	0	0	0	0	0	0	0	0
Subtotal FY 23			$312	$0					
Total	**$500**	**$188**	**$312**		**$0**	**$0**	**$0**	**$0**	**$0**

Uses of Funds (in $000s)	Total Estimated Cost	Prior Expenses	FY 23 Carryforward	FY 23 Additional	FY 24	FY 25	FY 26	FY 27	Future
Capital [1]	$0	$0	$0	$0	$0	$0	$0	$0	$0
Contributions [2]	0	0	0	0	0	0	0	0	0
Non-Capital [3]	500	188	312	0	0	0	0	0	0
Subtotal FY 23			$312	$0					
Total	**$500**	**$188**	**$312**		**$0**	**$0**	**$0**	**$0**	**$0**

[1] Capital includes, but is not limited to, expenses related to capitalizable Development, Design, Land Acquisition, Equipment, Construction and Administration required to complete the project.
[2] Contributions includes, but is not limited to, funding through an agreement to other Government Agencies, Youth Organizations, Cultural Service Organizations and other Non-Profit Organizations.
[3] Non-Capital includes, but is not limited to, expenses related to Building Maintenance, Grounds & Landscaping Maintenance, Non-Capitalizable Equipment and other Professional Services.

PROJECT TITLE:
EDGECOMB COURTHOUSE LIGHTING CONTROL AND REPLACEMENT (R3M)
CIE REQUIREMENTS: N
LEVEL OF SERVICE IMPACT: N/A

PROJECT NUMBER: C77881000

PROGRAM: GOVERNMENT FACILITIES

PROJECT DESCRIPTION:
This project is for the replacement of the lighting controls that operate the courtroom lighting that have reached their life expectancy and that utilizes obsolete parts that prevent the ability to perform ongoing repairs.

OPERATING COST IMPACT:
No significant change in operating cost is anticipated.

PROJECT COMPLETION DATE: Sep 2023

Neighborhood Community Area:
City of Tampa

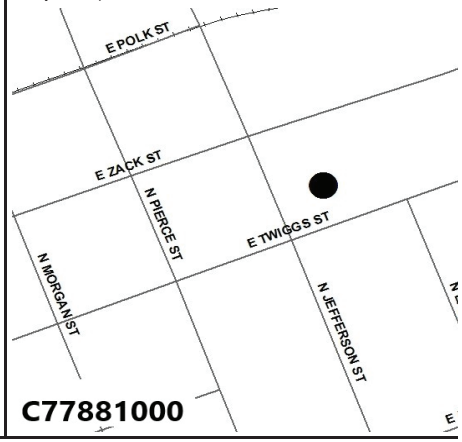

Sources of Funds (in $000s)	Total Estimated Sources	Prior Funding	FY 23 Carryforward	FY 23 Additional	FY 24	FY 25	FY 26	FY 27	Future
ARP Funds	$0	$0	$0	$0	$0	$0	$0	$0	$0
Community Invest. Tax I	0	0	0	0	0	0	0	0	0
Community Invest. Tax II	0	0	0	0	0	0	0	0	0
Community Invest. Tax III	0	0	0	0	0	0	0	0	0
Community Invest. Tax IV	0	0	0	0	0	0	0	0	0
Enterprise Fees	0	0	0	0	0	0	0	0	0
Financing	0	0	0	0	0	0	0	0	0
General Revenues-CW	0	0	0	0	0	0	0	0	0
General Revenues-R3M	800	0	0	800	0	0	0	0	0
General Revenues-UA	0	0	0	0	0	0	0	0	0
Grants & County Match	0	0	0	0	0	0	0	0	0
Library Fund	0	0	0	0	0	0	0	0	0
Other	0	0	0	0	0	0	0	0	0
Undetermined	0	0	0	0	0	0	0	0	0
Subtotal FY 23			$0	$800					
Total	**$800**	**$0**	**$800**		**$0**	**$0**	**$0**	**$0**	**$0**

Uses of Funds (in $000s)	Total Estimated Cost	Prior Expenses	FY 23 Carryforward	FY 23 Additional	FY 24	FY 25	FY 26	FY 27	Future
Capital [1]	$0	$0	$0	$0	$0	$0	$0	$0	$0
Contributions [2]	0	0	0	0	0	0	0	0	0
Non-Capital [3]	800	0	0	800	0	0	0	0	0
Subtotal FY 23			$0	$800					
Total	**$800**	**$0**	**$800**		**$0**	**$0**	**$0**	**$0**	**$0**

[1] Capital includes, but is not limited to, expenses related to capitalizable Development, Design, Land Acquisition, Equipment, Construction and Administration required to complete the project.
[2] Contributions includes, but is not limited to, funding through an agreement to other Government Agencies, Youth Organizations, Cultural Service Organizations and other Non-Profit Organizations.
[3] Non-Capital includes, but is not limited to, expenses related to Building Maintenance, Grounds & Landscaping Maintenance, Non-Capitalizable Equipment and other Professional Services.

PROJECT TITLE:
EMERGENCY GENERATORS AT VARIOUS LOCATIONS (MP)
CIE REQUIREMENTS: N
LEVEL OF SERVICE IMPACT: N/A

PROJECT NUMBER: C77841000

PROGRAM: GOVERNMENT FACILITIES

PROJECT DESCRIPTION:
The project includes engineering and installation of emergency generators and associated infrastructure upgrades such as electrical/mechanical, HVAC, fencing, safety/security, protection, etc. at various emergency shelters (such as public schools) and other critical facilities to provide back-up power capability. The project is an outcome of post Hurricane Irma analysis conducted by the County.

OPERATING COST IMPACT:
Preliminary maintenance cost estimated at $68,000 annually. This cost will be refined during implementation.

PROJECT COMPLETION DATE: Ongoing

Neighborhood Community Area:
Countywide

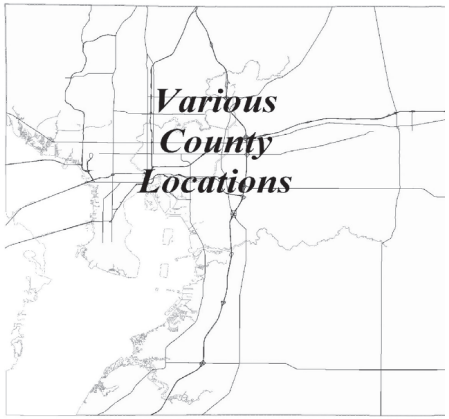

Sources of Funds (in $000s)	Total Estimated Sources	Prior Funding	FY 23 Carryforward	FY 23 Additional	FY 24	FY 25	FY 26	FY 27	Future
ARP Funds	$0	$0	$0	$0	$0	$0	$0	$0	$0
Community Invest. Tax I	0	0	0	0	0	0	0	0	0
Community Invest. Tax II	0	0	0	0	0	0	0	0	0
Community Invest. Tax III	0	0	0	0	0	0	0	0	0
Community Invest. Tax IV	0	0	0	0	0	0	0	0	0
Enterprise Fees	0	0	0	0	0	0	0	0	0
Financing	16,410	11,146	5,264	0	0	0	0	0	0
General Revenues-CW	0	0	0	0	0	0	0	0	0
General Revenues-R3M	0	0	0	0	0	0	0	0	0
General Revenues-UA	0	0	0	0	0	0	0	0	0
Grants & County Match	0	0	0	0	0	0	0	0	0
Library Fund	0	0	0	0	0	0	0	0	0
Other	0	0	0	0	0	0	0	0	0
Undetermined	0	0	0	0	0	0	0	0	0
Subtotal FY 23			$5,264	$0					
Total	**$16,410**	**$11,146**	**$5,264**		**$0**	**$0**	**$0**	**$0**	**$0**

Uses of Funds (in $000s)	Total Estimated Cost	Prior Expenses	FY 23 Carryforward	FY 23 Additional	FY 24	FY 25	FY 26	FY 27	Future
Capital [1]	$7,747	$4,483	$3,264	$0	$0	$0	$0	$0	$0
Contributions [2]	8,663	6,663	2,000	0	0	0	0	0	0
Non-Capital [3]	0	0	0	0	0	0	0	0	0
Subtotal FY 23			$5,264	$0					
Total	**$16,410**	**$11,146**	**$5,264**		**$0**	**$0**	**$0**	**$0**	**$0**

[1] Capital includes, but is not limited to, expenses related to capitalizable Development, Design, Land Acquisition, Equipment, Construction and Administration required to complete the project.
[2] Contributions includes, but is not limited to, funding through an agreement to other Government Agencies, Youth Organizations, Cultural Service Organizations and other Non-Profit Organizations.
[3] Non-Capital includes, but is not limited to, expenses related to Building Maintenance, Grounds & Landscaping Maintenance, Non-Capitalizable Equipment and other Professional Services.

PROJECT TITLE:
EPC MEETING ROOM BUILD OUT
CIE REQUIREMENTS: N
LEVEL OF SERVICE IMPACT: N/A

PROJECT NUMBER: C77850000

PROGRAM: GOVERNMENT FACILITIES

PROJECT DESCRIPTION:
Design and buildout of a training / conference facility at the Roger Stewart Center located at 3629 Queen Palm Drive, Tampa, to accommodate training functions, public meetings / events for the Environmental Protection Commission and for the County. The facility will accommodate up to 200 persons and will include furniture and equipment.

OPERATING COST IMPACT:
No significant change in operating cost is anticipated.

PROJECT COMPLETION DATE: Post Construction

Neighborhood Community Area:
East Lake Orient Park

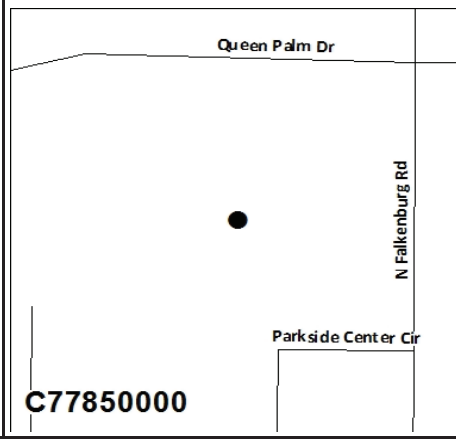

Sources of Funds (in $000s)	Total Estimated Sources	Prior Funding	FY 23 Carryforward	FY 23 Additional	FY 24	FY 25	FY 26	FY 27	Future
ARP Funds	$0	$0	$0	$0	$0	$0	$0	$0	$0
Community Invest. Tax I	0	0	0	0	0	0	0	0	0
Community Invest. Tax II	0	0	0	0	0	0	0	0	0
Community Invest. Tax III	0	0	0	0	0	0	0	0	0
Community Invest. Tax IV	0	0	0	0	0	0	0	0	0
Enterprise Fees	0	0	0	0	0	0	0	0	0
Financing	0	0	0	0	0	0	0	0	0
General Revenues-CW	1,078	1,070	160	(152)	0	0	0	0	0
General Revenues-R3M	0	0	0	0	0	0	0	0	0
General Revenues-UA	0	0	0	0	0	0	0	0	0
Grants & County Match	0	0	0	0	0	0	0	0	0
Library Fund	0	0	0	0	0	0	0	0	0
Other	0	0	0	0	0	0	0	0	0
Undetermined	0	0	0	0	0	0	0	0	0
Subtotal FY 23			$160	($152)					
Total	**$1,078**	**$1,070**	**$8**		**$0**	**$0**	**$0**	**$0**	**$0**

Uses of Funds (in $000s)	Total Estimated Cost	Prior Expenses	FY 23 Carryforward	FY 23 Additional	FY 24	FY 25	FY 26	FY 27	Future
Capital [1]	$1,078	$1,070	$160	($152)	$0	$0	$0	$0	$0
Contributions [2]	0	0	0	0	0	0	0	0	0
Non-Capital [3]	0	0	0	0	0	0	0	0	0
Subtotal FY 23			$160	($152)					
Total	**$1,078**	**$1,070**	**$8**		**$0**	**$0**	**$0**	**$0**	**$0**

[1] Capital includes, but is not limited to, expenses related to capitalizable Development, Design, Land Acquisition, Equipment, Construction and Administration required to complete the project.
[2] Contributions includes, but is not limited to, funding through an agreement to other Government Agencies, Youth Organizations, Cultural Service Organizations and other Non-Profit Organizations.
[3] Non-Capital includes, but is not limited to, expenses related to Building Maintenance, Grounds & Landscaping Maintenance, Non-Capitalizable Equipment and other Professional Services.

PROJECT TITLE:
ERP SYSTEM ENHANCEMENTS
CIE REQUIREMENTS: N
LEVEL OF SERVICE IMPACT: N/A

PROJECT NUMBER: C77824000

PROGRAM: GOVERNMENT FACILITIES

PROJECT DESCRIPTION:
This project will fund a full system upgrade to address improvement opportunities for the Oracle E-Business Suite software and various enhancements to improve efficiency and reporting capabilities.

OPERATING COST IMPACT:
No significant change in operating cost is anticipated.

PROJECT COMPLETION DATE: TBD

Neighborhood Community Area:
City of Tampa

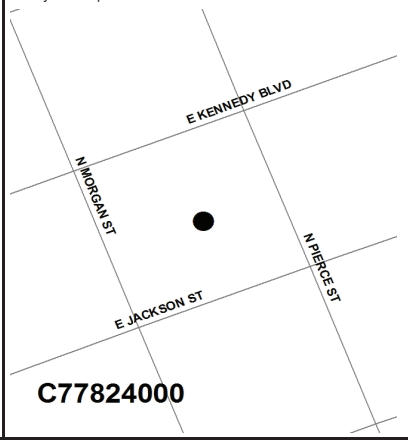

Sources of Funds (in $000s)	Total Estimated Sources	Prior Funding	FY 23 Carryforward	FY 23 Additional	FY 24	FY 25	FY 26	FY 27	Future
ARP Funds	$0	$0	$0	$0	$0	$0	$0	$0	$0
Community Invest. Tax I	0	0	0	0	0	0	0	0	0
Community Invest. Tax II	0	0	0	0	0	0	0	0	0
Community Invest. Tax III	0	0	0	0	0	0	0	0	0
Community Invest. Tax IV	0	0	0	0	0	0	0	0	0
Enterprise Fees	1,413	1,378	35	0	0	0	0	0	0
Financing	0	0	0	0	0	0	0	0	0
General Revenues-CW	16,757	12,342	939	3,476	0	0	0	0	0
General Revenues-R3M	0	0	0	0	0	0	0	0	0
General Revenues-UA	2,524	2,000	0	524	0	0	0	0	0
Grants & County Match	0	0	0	0	0	0	0	0	0
Library Fund	0	0	0	0	0	0	0	0	0
Other	0	0	0	0	0	0	0	0	0
Undetermined	0	0	0	0	0	0	0	0	0
Subtotal FY 23			$973	$4,000					
Total	**$20,694**	**$15,721**	**$4,973**		**$0**	**$0**	**$0**	**$0**	**$0**

Uses of Funds (in $000s)	Total Estimated Cost	Prior Expenses	FY 23 Carryforward	FY 23 Additional	FY 24	FY 25	FY 26	FY 27	Future
Capital [1]	$10,778	$6,582	$196	$4,000	$0	$0	$0	$0	$0
Contributions [2]	3,500	3,500	0	0	0	0	0	0	0
Non-Capital [3]	6,416	5,639	777	0	0	0	0	0	0
Subtotal FY 23			$973	$4,000					
Total	**$20,694**	**$15,721**	**$4,973**		**$0**	**$0**	**$0**	**$0**	**$0**

[1] Capital includes, but is not limited to, expenses related to capitalizable Development, Design, Land Acquisition, Equipment, Construction and Administration required to complete the project.
[2] Contributions includes, but is not limited to, funding through an agreement to other Government Agencies, Youth Organizations, Cultural Service Organizations and other Non-Profit Organizations.
[3] Non-Capital includes, but is not limited to, expenses related to Building Maintenance, Grounds & Landscaping Maintenance, Non-Capitalizable Equipment and other Professional Services.

PROJECT TITLE:
FALKENBURG CLERK GENERATOR REPLACEMENT (R3M)
CIE REQUIREMENTS: N
LEVEL OF SERVICE IMPACT: N/A

PROJECT NUMBER: C77880000

PROGRAM: GOVERNMENT FACILITIES

PROJECT DESCRIPTION:
This project is for the scheduled replacement of the emergency generator that has reached its life expectancy.

OPERATING COST IMPACT:
No significant change in operating cost is anticipated.

PROJECT COMPLETION DATE: Sep 2023

Neighborhood Community Area:
Brandon

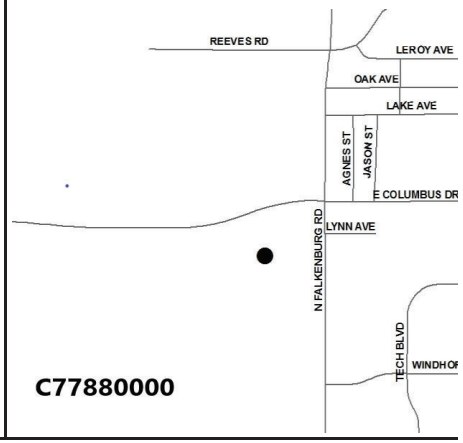

Sources of Funds (in $000s)	Total Estimated Sources	Prior Funding	FY 23 Carryforward	FY 23 Additional	FY 24	FY 25	FY 26	FY 27	Future
ARP Funds	$0	$0	$0	$0	$0	$0	$0	$0	$0
Community Invest. Tax I	0	0	0	0	0	0	0	0	0
Community Invest. Tax II	0	0	0	0	0	0	0	0	0
Community Invest. Tax III	0	0	0	0	0	0	0	0	0
Community Invest. Tax IV	0	0	0	0	0	0	0	0	0
Enterprise Fees	0	0	0	0	0	0	0	0	0
Financing	0	0	0	0	0	0	0	0	0
General Revenues-CW	0	0	0	0	0	0	0	0	0
General Revenues-R3M	500	0	0	500	0	0	0	0	0
General Revenues-UA	0	0	0	0	0	0	0	0	0
Grants & County Match	0	0	0	0	0	0	0	0	0
Library Fund	0	0	0	0	0	0	0	0	0
Other	0	0	0	0	0	0	0	0	0
Undetermined	0	0	0	0	0	0	0	0	0
Subtotal FY 23			$0	$500					
Total	**$500**	**$0**	**$500**		**$0**	**$0**	**$0**	**$0**	**$0**

Uses of Funds (in $000s)	Total Estimated Cost	Prior Expenses	FY 23 Carryforward	FY 23 Additional	FY 24	FY 25	FY 26	FY 27	Future
Capital [1]	$0	$0	$0	$0	$0	$0	$0	$0	$0
Contributions [2]	0	0	0	0	0	0	0	0	0
Non-Capital [3]	500	0	0	500	0	0	0	0	0
Subtotal FY 23			$0	$500					
Total	**$500**	**$0**	**$500**		**$0**	**$0**	**$0**	**$0**	**$0**

[1] Capital includes, but is not limited to, expenses related to capitalizable Development, Design, Land Acquisition, Equipment, Construction and Administration required to complete the project.
[2] Contributions includes, but is not limited to, funding through an agreement to other Government Agencies, Youth Organizations, Cultural Service Organizations and other Non-Profit Organizations.
[3] Non-Capital includes, but is not limited to, expenses related to Building Maintenance, Grounds & Landscaping Maintenance, Non-Capitalizable Equipment and other Professional Services.

PROJECT TITLE: **PROJECT NUMBER: C77860000**
FALKENBURG ROAD CLERK WAREHOUSE AIR HANDLER AND CHILLER REPLACEMENT (R3M)
CIE REQUIREMENTS: N
LEVEL OF SERVICE IMPACT: N/A **PROGRAM: GOVERNMENT FACILITIES**

PROJECT DESCRIPTION:
Project is to replace the overhead air handlers and air cooled chiller that have reached their life expectancy.

OPERATING COST IMPACT:
No significant change in operating cost is anticipated.

PROJECT COMPLETION DATE: Post Construction

Neighborhood Community Area:
Brandon

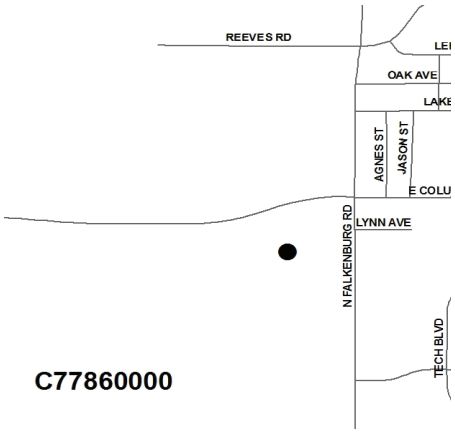

Sources of Funds ($000s)	Total Estimated Sources	Prior Funding	FY 23 Carryforward	FY 23 Additional	FY 24	FY 25	FY 26	FY 27	Future
ARP Funds	$0	$0	$0	$0	$0	$0	$0	$0	$0
Community Invest. Tax I	0	0	0	0	0	0	0	0	0
Community Invest. Tax II	0	0	0	0	0	0	0	0	0
Community Invest. Tax III	0	0	0	0	0	0	0	0	0
Community Invest. Tax IV	0	0	0	0	0	0	0	0	0
Enterprise Fees	0	0	0	0	0	0	0	0	0
Financing	0	0	0	0	0	0	0	0	0
General Revenues-CW	0	0	0	0	0	0	0	0	0
General Revenues-R3M	500	126	374	0	0	0	0	0	0
General Revenues-UA	0	0	0	0	0	0	0	0	0
Grants & County Match	0	0	0	0	0	0	0	0	0
Library Fund	0	0	0	0	0	0	0	0	0
Other	0	0	0	0	0	0	0	0	0
Undetermined	0	0	0	0	0	0	0	0	0
Subtotal FY 23			$374	$0					
Total	**$500**	**$126**	**$374**		**$0**	**$0**	**$0**	**$0**	**$0**

Uses of Funds ($000s)	Total Estimated Cost	Prior Expenses	FY 23 Carryforward	FY 23 Additional	FY 24	FY 25	FY 26	FY 27	Future
Capital [1]	$0	$0	$0	$0	$0	$0	$0	$0	$0
Contributions [2]	0	0	0	0	0	0	0	0	0
Non-Capital [3]	500	126	374	0	0	0	0	0	0
Subtotal FY 23			$374	$0					
Total	**$500**	**$126**	**$374**		**$0**	**$0**	**$0**	**$0**	**$0**

[1] Capital includes, but is not limited to, expenses related to capitalizable Development, Design, Land Acquisition, Equipment, Construction and Administration required to complete the project.
[2] Contributions includes, but is not limited to, funding through an agreement to other Government Agencies, Youth Organizations, Cultural Service Organizations and other Non-Profit Organizations.
[3] Non-Capital includes, but is not limited to, expenses related to Building Maintenance, Grounds & Landscaping Maintenance, Non-Capitalizable Equipment and other Professional Services.

PROJECT TITLE: **PROJECT NUMBER: C79143000**
FALKENBURG ROAD JAIL EXPANSION PHASE VII A
CIE REQUIREMENTS: N
LEVEL OF SERVICE IMPACT: N/A **PROGRAM: GOVERNMENT FACILITIES**

PROJECT DESCRIPTION:
The Project consists of the following major components: a new Central Cook-Chilled Food Processing Plant (Kitchen) and Food Pantry; renovations and expansion to the existing Service Building; a new internal site Water Loop Service; renovations to the existing Program/Video Court Building; new Prefabricated Emergency Generator Building with bi-fuel back-up emergency generators with all required electrical upgrades to fully power the entire Falkenburg Road Jail Complex; new security and surveillance system; a new Central Air Conditioning Chiller Plant to fully cool and heat entire Falkenburg Road Jail Complex, new air handlers, with associated mechanical upgrades; and all associated site work required for the project. Work also includes upgrades to the Orient Road Jail life safety systems.

OPERATING COST IMPACT:
No significant increase in operating costs associated with this project. Net annual savings anticipated with construction of central energy plant.

PROJECT COMPLETION DATE: Post Construction

Neighborhood Community Area:
Brandon

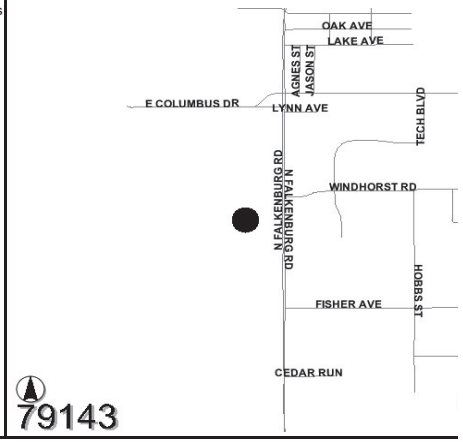

Sources of Funds ($000s)	Total Estimated Sources	Prior Funding	FY 23 Carryforward	FY 23 Additional	FY 24	FY 25	FY 26	FY 27	Future
ARP Funds	$0	$0	$0	$0	$0	$0	$0	$0	$0
Community Invest. Tax I	0	0	0	0	0	0	0	0	0
Community Invest. Tax II	4,770	4,770	0	0	0	0	0	0	0
Community Invest. Tax III	25,575	25,549	26	0	0	0	0	0	0
Community Invest. Tax IV	0	0	0	0	0	0	0	0	0
Enterprise Fees	0	0	0	0	0	0	0	0	0
Financing	0	0	0	0	0	0	0	0	0
General Revenues-CW	935	902	33	0	0	0	0	0	0
General Revenues-R3M	0	0	0	0	0	0	0	0	0
General Revenues-UA	0	0	0	0	0	0	0	0	0
Grants & County Match	0	0	0	0	0	0	0	0	0
Library Fund	0	0	0	0	0	0	0	0	0
Other	0	0	0	0	0	0	0	0	0
Undetermined	0	0	0	0	0	0	0	0	0
Subtotal FY 23			$58	$0					
Total	**$31,279**	**$31,221**	**$58**		**$0**	**$0**	**$0**	**$0**	**$0**

Uses of Funds ($000s)	Total Estimated Cost	Prior Expenses	FY 23 Carryforward	FY 23 Additional	FY 24	FY 25	FY 26	FY 27	Future
Capital [1]	$31,181	$31,123	$58	$0	$0	$0	$0	$0	$0
Contributions [2]	0	0	0	0	0	0	0	0	0
Non-Capital [3]	98	98	0	0	0	0	0	0	0
Subtotal FY 23			$58	$0					
Total	**$31,279**	**$31,221**	**$58**		**$0**	**$0**	**$0**	**$0**	**$0**

[1] Capital includes, but is not limited to, expenses related to capitalizable Development, Design, Land Acquisition, Equipment, Construction and Administration required to complete the project.
[2] Contributions includes, but is not limited to, funding through an agreement to other Government Agencies, Youth Organizations, Cultural Service Organizations and other Non-Profit Organizations.
[3] Non-Capital includes, but is not limited to, expenses related to Building Maintenance, Grounds & Landscaping Maintenance, Non-Capitalizable Equipment and other Professional Services.

PROJECT TITLE:
FALKENBURG WAREHOUSE REPAVEMENT PROJECT (R3M)
CIE REQUIREMENTS: N
LEVEL OF SERVICE IMPACT: N/A

PROJECT NUMBER: C77883000

PROGRAM: GOVERNMENT FACILITIES

PROJECT DESCRIPTION:
This project is for the scheduled replacement of the asphalt paving that has reached its life expectancy.

OPERATING COST IMPACT:
No significant change in operating cost is anticipated.

PROJECT COMPLETION DATE: Mar 2024

Neighborhood Community Area:
Brandon

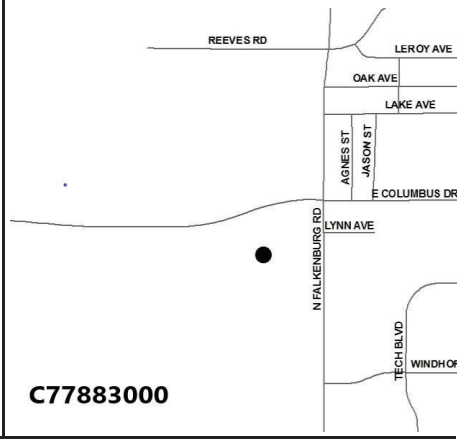

Sources of Funds (in $000s)	Total Estimated Sources	Prior Funding	FY 23 Carryforward	FY 23 Additional	FY 24	FY 25	FY 26	FY 27	Future
ARP Funds	$0	$0	$0	$0	$0	$0	$0	$0	$0
Community Invest. Tax I	0	0	0	0	0	0	0	0	0
Community Invest. Tax II	0	0	0	0	0	0	0	0	0
Community Invest. Tax III	0	0	0	0	0	0	0	0	0
Community Invest. Tax IV	0	0	0	0	0	0	0	0	0
Enterprise Fees	0	0	0	0	0	0	0	0	0
Financing	0	0	0	0	0	0	0	0	0
General Revenues-CW	0	0	0	0	0	0	0	0	0
General Revenues-R3M	1,000	0	0	1,000	0	0	0	0	0
General Revenues-UA	0	0	0	0	0	0	0	0	0
Grants & County Match	0	0	0	0	0	0	0	0	0
Library Fund	0	0	0	0	0	0	0	0	0
Other	0	0	0	0	0	0	0	0	0
Undetermined	0	0	0	0	0	0	0	0	0
Subtotal FY 23			$0	$1,000					
Total	**$1,000**	**$0**	**$1,000**		**$0**	**$0**	**$0**	**$0**	**$0**

Uses of Funds (in $000s)	Total Estimated Cost	Prior Expenses	FY 23 Carryforward	FY 23 Additional	FY 24	FY 25	FY 26	FY 27	Future
Capital [1]	$0	$0	$0	$0	$0	$0	$0	$0	$0
Contributions [2]	0	0	0	0	0	0	0	0	0
Non-Capital [3]	1,000	0	0	1,000	0	0	0	0	0
Subtotal FY 23			$0	$1,000					
Total	**$1,000**	**$0**	**$1,000**		**$0**	**$0**	**$0**	**$0**	**$0**

[1] Capital includes, but is not limited to, expenses related to capitalizable Development, Design, Land Acquisition, Equipment, Construction and Administration required to complete the project.
[2] Contributions includes, but is not limited to, funding through an agreement to other Government Agencies, Youth Organizations, Cultural Service Organizations and other Non-Profit Organizations.
[3] Non-Capital includes, but is not limited to, expenses related to Building Maintenance, Grounds & Landscaping Maintenance, Non-Capitalizable Equipment and other Professional Services.

PROJECT TITLE:
FALKENBURG WAREHOUSE WINDOW CANOPIES REPLACEMENT (R3M)
CIE REQUIREMENTS: N
LEVEL OF SERVICE IMPACT: N/A

PROJECT NUMBER: C77882000

PROGRAM: GOVERNMENT FACILITIES

PROJECT DESCRIPTION:
This project is for the scheduled replacement of the metal canopies installed over the exterior windows that have reached its life expectancy.

OPERATING COST IMPACT:
No significant change in operating cost is anticipated.

PROJECT COMPLETION DATE: Mar 2024

Neighborhood Community Area:
Brandon

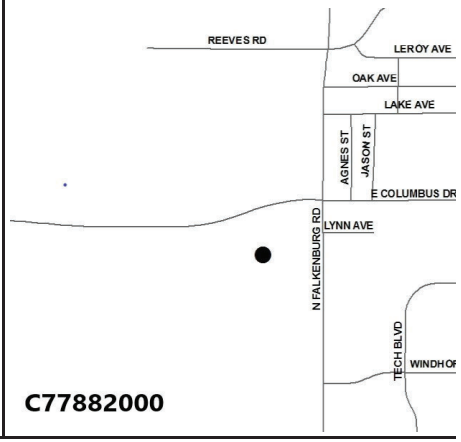

Sources of Funds (in $000s)	Total Estimated Sources	Prior Funding	FY 23 Carryforward	FY 23 Additional	FY 24	FY 25	FY 26	FY 27	Future
ARP Funds	$0	$0	$0	$0	$0	$0	$0	$0	$0
Community Invest. Tax I	0	0	0	0	0	0	0	0	0
Community Invest. Tax II	0	0	0	0	0	0	0	0	0
Community Invest. Tax III	0	0	0	0	0	0	0	0	0
Community Invest. Tax IV	0	0	0	0	0	0	0	0	0
Enterprise Fees	0	0	0	0	0	0	0	0	0
Financing	0	0	0	0	0	0	0	0	0
General Revenues-CW	0	0	0	0	0	0	0	0	0
General Revenues-R3M	500	0	0	500	0	0	0	0	0
General Revenues-UA	0	0	0	0	0	0	0	0	0
Grants & County Match	0	0	0	0	0	0	0	0	0
Library Fund	0	0	0	0	0	0	0	0	0
Other	0	0	0	0	0	0	0	0	0
Undetermined	0	0	0	0	0	0	0	0	0
Subtotal FY 23			$0	$500					
Total	**$500**	**$0**	**$500**		**$0**	**$0**	**$0**	**$0**	**$0**

Uses of Funds (in $000s)	Total Estimated Cost	Prior Expenses	FY 23 Carryforward	FY 23 Additional	FY 24	FY 25	FY 26	FY 27	Future
Capital [1]	$0	$0	$0	$0	$0	$0	$0	$0	$0
Contributions [2]	0	0	0	0	0	0	0	0	0
Non-Capital [3]	500	0	0	500	0	0	0	0	0
Subtotal FY 23			$0	$500					
Total	**$500**	**$0**	**$500**		**$0**	**$0**	**$0**	**$0**	**$0**

[1] Capital includes, but is not limited to, expenses related to capitalizable Development, Design, Land Acquisition, Equipment, Construction and Administration required to complete the project.
[2] Contributions includes, but is not limited to, funding through an agreement to other Government Agencies, Youth Organizations, Cultural Service Organizations and other Non-Profit Organizations.
[3] Non-Capital includes, but is not limited to, expenses related to Building Maintenance, Grounds & Landscaping Maintenance, Non-Capitalizable Equipment and other Professional Services.

PROJECT TITLE:
FILM STUDIO / FILM SCHOOL
CIE REQUIREMENTS: N
LEVEL OF SERVICE IMPACT: N/A

PROJECT NUMBER: C77859000

PROGRAM: GOVERNMENT FACILITIES

PROJECT DESCRIPTION:
The Board of County Commissioners approved this project to provide funding for the construction / build out of a future film studio / film school.

OPERATING COST IMPACT:
To be determined.

PROJECT COMPLETION DATE: TBD

Neighborhood Community Area:
TBD

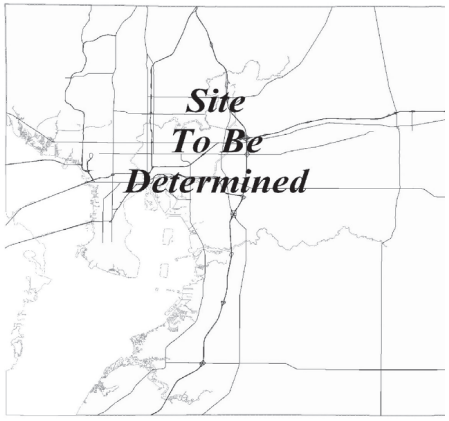

Sources of Funds (in $000s)	Total Estimated Sources	Prior Funding	FY 23 Carryforward	FY 23 Additional	FY 24	FY 25	FY 26	FY 27	Future
ARP Funds	$0	$0	$0	$0	$0	$0	$0	$0	$0
Community Invest. Tax I	0	0	0	0	0	0	0	0	0
Community Invest. Tax II	0	0	0	0	0	0	0	0	0
Community Invest. Tax III	0	0	0	0	0	0	0	0	0
Community Invest. Tax IV	0	0	0	0	0	0	0	0	0
Enterprise Fees	0	0	0	0	0	0	0	0	0
Financing	0	0	0	0	0	0	0	0	0
General Revenues-CW	0	0	0	0	0	0	0	0	0
General Revenues-R3M	0	0	0	0	0	0	0	0	0
General Revenues-UA	0	0	0	0	0	0	0	0	0
Grants & County Match	0	0	0	0	0	0	0	0	0
Library Fund	0	0	0	0	0	0	0	0	0
Other	2,000	0	2,000	0	0	0	0	0	0
Undetermined	0	0	0	0	0	0	0	0	0
Subtotal FY 23			$2,000	$0					
Total	**$2,000**	**$0**	**$2,000**		**$0**	**$0**	**$0**	**$0**	**$0**

Uses of Funds (in $000s)	Total Estimated Cost	Prior Expenses	FY 23 Carryforward	FY 23 Additional	FY 24	FY 25	FY 26	FY 27	Future
Capital [1]	$2,000	$0	$2,000	$0	$0	$0	$0	$0	$0
Contributions [2]	0	0	0	0	0	0	0	0	0
Non-Capital [3]	0	0	0	0	0	0	0	0	0
Subtotal FY 23			$2,000	$0					
Total	**$2,000**	**$0**	**$2,000**		**$0**	**$0**	**$0**	**$0**	**$0**

[1] Capital includes, but is not limited to, expenses related to capitalizable Development, Design, Land Acquisition, Equipment, Construction and Administration required to complete the project.
[2] Contributions includes, but is not limited to, funding through an agreement to other Government Agencies, Youth Organizations, Cultural Service Organizations and other Non-Profit Organizations.
[3] Non-Capital includes, but is not limited to, expenses related to Building Maintenance, Grounds & Landscaping Maintenance, Non-Capitalizable Equipment and other Professional Services.

PROJECT TITLE:
HANNA FACILITY REPURPOSE
CIE REQUIREMENTS: N
LEVEL OF SERVICE IMPACT: N/A

PROJECT NUMBER: C77818000

PROGRAM: GOVERNMENT FACILITIES

PROJECT DESCRIPTION:
Renovate portions of the former Fire Rescue headquarters to accommodate other County agencies. Fire Rescue has relocated to its new headquarters at the PSOC complex.

OPERATING COST IMPACT:
No new staffing anticipated. No significant impacts to building operating and maintenance costs.

PROJECT COMPLETION DATE: TBD

Neighborhood Community Area:
City of Tampa

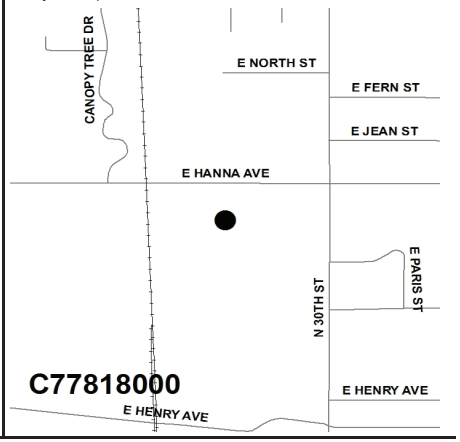

Sources of Funds (in $000s)	Total Estimated Sources	Prior Funding	FY 23 Carryforward	FY 23 Additional	FY 24	FY 25	FY 26	FY 27	Future
ARP Funds	$0	$0	$0	$0	$0	$0	$0	$0	$0
Community Invest. Tax I	0	0	0	0	0	0	0	0	0
Community Invest. Tax II	0	0	0	0	0	0	0	0	0
Community Invest. Tax III	0	0	0	0	0	0	0	0	0
Community Invest. Tax IV	0	0	0	0	0	0	0	0	0
Enterprise Fees	0	0	0	0	0	0	0	0	0
Financing	0	0	0	0	0	0	0	0	0
General Revenues-CW	0	0	0	0	0	0	0	0	0
General Revenues-R3M	700	571	129	0	0	0	0	0	0
General Revenues-UA	0	0	0	0	0	0	0	0	0
Grants & County Match	0	0	0	0	0	0	0	0	0
Library Fund	0	0	0	0	0	0	0	0	0
Other	0	0	0	0	0	0	0	0	0
Undetermined	0	0	0	0	0	0	0	0	0
Subtotal FY 23			$129	$0					
Total	**$700**	**$571**	**$129**		**$0**	**$0**	**$0**	**$0**	**$0**

Uses of Funds (in $000s)	Total Estimated Cost	Prior Expenses	FY 23 Carryforward	FY 23 Additional	FY 24	FY 25	FY 26	FY 27	Future
Capital [1]	$0	$0	$0	$0	$0	$0	$0	$0	$0
Contributions [2]	0	0	0	0	0	0	0	0	0
Non-Capital [3]	700	571	129	0	0	0	0	0	0
Subtotal FY 23			$129	$0					
Total	**$700**	**$571**	**$129**		**$0**	**$0**	**$0**	**$0**	**$0**

[1] Capital includes, but is not limited to, expenses related to capitalizable Development, Design, Land Acquisition, Equipment, Construction and Administration required to complete the project.
[2] Contributions includes, but is not limited to, funding through an agreement to other Government Agencies, Youth Organizations, Cultural Service Organizations and other Non-Profit Organizations.
[3] Non-Capital includes, but is not limited to, expenses related to Building Maintenance, Grounds & Landscaping Maintenance, Non-Capitalizable Equipment and other Professional Services.

PROJECT TITLE:
HIGH 5 SWIMMING POOL REFURBISHMENT
CIE REQUIREMENTS: N
LEVEL OF SERVICE IMPACT: N/A

PROJECT NUMBER: C77888000

PROGRAM: GOVERNMENT FACILITIES

PROJECT DESCRIPTION:
Contribution to High 5 Inc., a Brandon non-profit, for refurbishment of a swimming pool.

OPERATING COST IMPACT:
There will be no operating cost impact to the County.

PROJECT COMPLETION DATE: TBD

Neighborhood Community Area:
Brandon

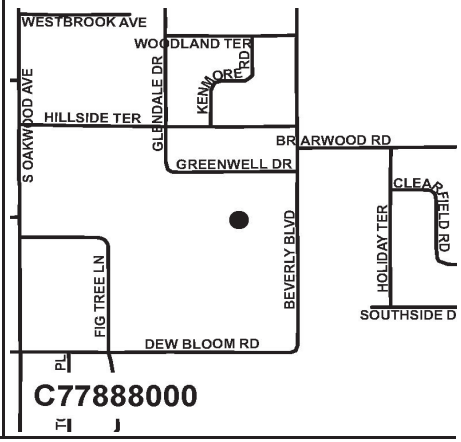

Sources of Funds (in $000s)	Total Estimated Sources	Prior Funding	FY 23 Carryforward	FY 23 Additional	FY 24	FY 25	FY 26	FY 27	Future
ARP Funds	$0	$0	$0	$0	$0	$0	$0	$0	$0
Community Invest. Tax I	0	0	0	0	0	0	0	0	0
Community Invest. Tax II	0	0	0	0	0	0	0	0	0
Community Invest. Tax III	0	0	0	0	0	0	0	0	0
Community Invest. Tax IV	0	0	0	0	0	0	0	0	0
Enterprise Fees	0	0	0	0	0	0	0	0	0
Financing	0	0	0	0	0	0	0	0	0
General Revenues-CW	0	0	0	0	0	0	0	0	0
General Revenues-R3M	0	0	0	0	0	0	0	0	0
General Revenues-UA	550	0	0	550	0	0	0	0	0
Grants & County Match	0	0	0	0	0	0	0	0	0
Library Fund	0	0	0	0	0	0	0	0	0
Other	0	0	0	0	0	0	0	0	0
Undetermined	0	0	0	0	0	0	0	0	0
Subtotal FY 23			$0	$550					
Total	**$550**	**$0**	**$550**		**$0**	**$0**	**$0**	**$0**	**$0**

Uses of Funds (in $000s)	Total Estimated Cost	Prior Expenses	FY 23 Carryforward	FY 23 Additional	FY 24	FY 25	FY 26	FY 27	Future
Capital [1]	$0	$0	$0	$0	$0	$0	$0	$0	$0
Contributions [2]	550	0	0	550	0	0	0	0	0
Non-Capital [3]	0	0	0	0	0	0	0	0	0
Subtotal FY 23			$0	$550					
Total	**$550**	**$0**	**$550**		**$0**	**$0**	**$0**	**$0**	**$0**

[1] Capital includes, but is not limited to, expenses related to capitalizable Development, Design, Land Acquisition, Equipment, Construction and Administration required to complete the project.
[2] Contributions includes, but is not limited to, funding through an agreement to other Government Agencies, Youth Organizations, Cultural Service Organizations and other Non-Profit Organizations.
[3] Non-Capital includes, but is not limited to, expenses related to Building Maintenance, Grounds & Landscaping Maintenance, Non-Capitalizable Equipment and other Professional Services.

PROJECT TITLE:
HISTORIC PRESERVATION MATCHING FUND PROGRAM (MP)
CIE REQUIREMENTS: N
LEVEL OF SERVICE IMPACT: N/A

PROJECT NUMBER: C77796000

PROGRAM: GOVERNMENT FACILITIES

PROJECT DESCRIPTION:
This project was approved by the Board of County Commissioners as a "challenge fund" to support historic preservation at various locations throughout the county. There is a maximum amount of $250,000 per grant and matching funds are required for any award. Program procedures have been established and adopted by the Board. A listing of funding awarded to organizations through September, 2020 is included in the appendix section of this document.

OPERATING COST IMPACT:
There will be no operating cost impact to the County.

PROJECT COMPLETION DATE: Ongoing

Neighborhood Community Area:
Various

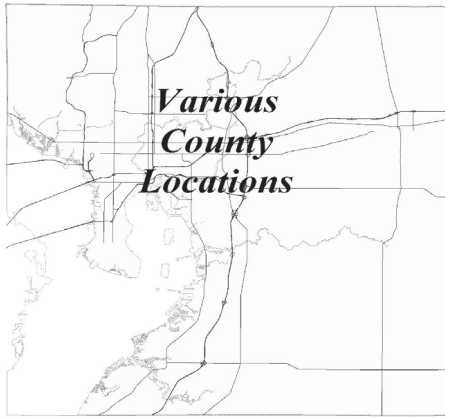

Sources of Funds (in $000s)	Total Estimated Sources	Prior Funding	FY 23 Carryforward	FY 23 Additional	FY 24	FY 25	FY 26	FY 27	Future
ARP Funds	$0	$0	$0	$0	$0	$0	$0	$0	$0
Community Invest. Tax I	0	0	0	0	0	0	0	0	0
Community Invest. Tax II	0	0	0	0	0	0	0	0	0
Community Invest. Tax III	0	0	0	0	0	0	0	0	0
Community Invest. Tax IV	0	0	0	0	0	0	0	0	0
Enterprise Fees	0	0	0	0	0	0	0	0	0
Financing	0	0	0	0	0	0	0	0	0
General Revenues-CW	15,414	7,768	2,646	1,000	1,000	1,000	1,000	1,000	0
General Revenues-R3M	0	0	0	0	0	0	0	0	0
General Revenues-UA	0	0	0	0	0	0	0	0	0
Grants & County Match	0	0	0	0	0	0	0	0	0
Library Fund	0	0	0	0	0	0	0	0	0
Other	0	0	0	0	0	0	0	0	0
Undetermined	0	0	0	0	0	0	0	0	0
Subtotal FY 23			$2,646	$1,000					
Total	**$15,414**	**$7,768**	**$3,646**		**$1,000**	**$1,000**	**$1,000**	**$1,000**	**$0**

Uses of Funds (in $000s)	Total Estimated Cost	Prior Expenses	FY 23 Carryforward	FY 23 Additional	FY 24	FY 25	FY 26	FY 27	Future
Capital [1]	$0	$0	$0	$0	$0	$0	$0	$0	$0
Contributions [2]	15,414	7,768	2,646	1,000	1,000	1,000	1,000	1,000	0
Non-Capital [3]	0	0	0	0	0	0	0	0	0
Subtotal FY 23			$2,646	$1,000					
Total	**$15,414**	**$7,768**	**$3,646**		**$1,000**	**$1,000**	**$1,000**	**$1,000**	**$0**

[1] Capital includes, but is not limited to, expenses related to capitalizable Development, Design, Land Acquisition, Equipment, Construction and Administration required to complete the project.
[2] Contributions includes, but is not limited to, funding through an agreement to other Government Agencies, Youth Organizations, Cultural Service Organizations and other Non-Profit Organizations.
[3] Non-Capital includes, but is not limited to, expenses related to Building Maintenance, Grounds & Landscaping Maintenance, Non-Capitalizable Equipment and other Professional Services.

PROJECT TITLE:
HUMAN DEVELOPMENT CENTER RENOVATIONS (R3M)
CIE REQUIREMENTS: N
LEVEL OF SERVICE IMPACT: N/A

PROJECT NUMBER: C77885000

PROGRAM: GOVERNMENT FACILITIES

PROJECT DESCRIPTION:
This project is for performing various life cycle replacements at the Human Development Center for continued operation of the center's programming needs. Renovations of the sanitary and well delivery systems, basketball court replacement and electrical upgrades.

OPERATING COST IMPACT:
No significant change in operating cost is anticipated.

PROJECT COMPLETION DATE: Mar 2024

Neighborhood Community Area:
Thonotosassa

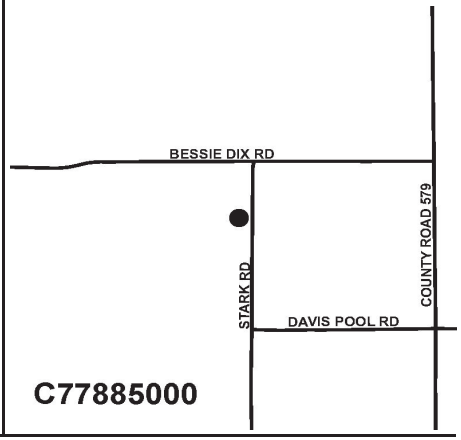

Sources of Funds (in $000s)	Total Estimated Sources	Prior Funding	FY 23 Carryforward	FY 23 Additional	FY 24	FY 25	FY 26	FY 27	Future
ARP Funds	$0	$0	$0	$0	$0	$0	$0	$0	$0
Community Invest. Tax I	0	0	0	0	0	0	0	0	0
Community Invest. Tax II	0	0	0	0	0	0	0	0	0
Community Invest. Tax III	0	0	0	0	0	0	0	0	0
Community Invest. Tax IV	0	0	0	0	0	0	0	0	0
Enterprise Fees	0	0	0	0	0	0	0	0	0
Financing	0	0	0	0	0	0	0	0	0
General Revenues-CW	0	0	0	0	0	0	0	0	0
General Revenues-R3M	500	0	0	500	0	0	0	0	0
General Revenues-UA	0	0	0	0	0	0	0	0	0
Grants & County Match	0	0	0	0	0	0	0	0	0
Library Fund	0	0	0	0	0	0	0	0	0
Other	0	0	0	0	0	0	0	0	0
Undetermined	0	0	0	0	0	0	0	0	0
Subtotal FY 23			$0	$500					
Total	**$500**	**$0**	**$500**		**$0**	**$0**	**$0**	**$0**	**$0**

Uses of Funds (in $000s)	Total Estimated Cost	Prior Expenses	FY 23 Carryforward	FY 23 Additional	FY 24	FY 25	FY 26	FY 27	Future
Capital [1]	$0	$0	$0	$0	$0	$0	$0	$0	$0
Contributions [2]	0	0	0	0	0	0	0	0	0
Non-Capital [3]	500	0	0	500	0	0	0	0	0
Subtotal FY 23			$0	$500					
Total	**$500**	**$0**	**$500**		**$0**	**$0**	**$0**	**$0**	**$0**

[1] Capital includes, but is not limited to, expenses related to capitalizable Development, Design, Land Acquisition, Equipment, Construction and Administration required to complete the project.
[2] Contributions includes, but is not limited to, funding through an agreement to other Government Agencies, Youth Organizations, Cultural Service Organizations and other Non-Profit Organizations.
[3] Non-Capital includes, but is not limited to, expenses related to Building Maintenance, Grounds & Landscaping Maintenance, Non-Capitalizable Equipment and other Professional Services.

PROJECT TITLE:
INDOOR AIR QUALITY MEASURES / ENVIRONMENTAL REMEDIATION (MP)
CIE REQUIREMENTS: N
LEVEL OF SERVICE IMPACT: N/A

PROJECT NUMBER: C77710000

PROGRAM: GOVERNMENT FACILITIES

PROJECT DESCRIPTION:
Renovations to existing county-owned facilities to enhance existing interior and exterior environmental conditions such as; indoor air quality, mold remediation, mechanical systems upgrades, storage tanks remediation and other exterior pollution.

OPERATING COST IMPACT:
No significant change in operating cost is anticipated.

PROJECT COMPLETION DATE: Ongoing

Neighborhood Community Area:
Countywide

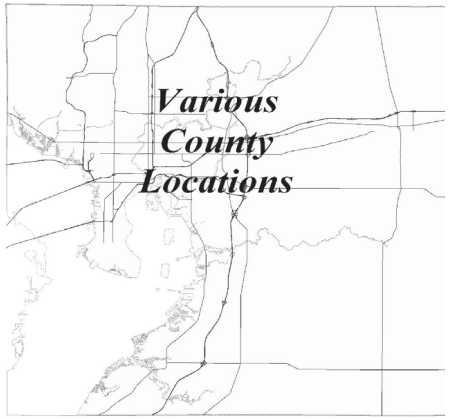

Sources of Funds (in $000s)	Total Estimated Sources	Prior Funding	FY 23 Carryforward	FY 23 Additional	FY 24	FY 25	FY 26	FY 27	Future
ARP Funds	$0	$0	$0	$0	$0	$0	$0	$0	$0
Community Invest. Tax I	0	0	0	0	0	0	0	0	0
Community Invest. Tax II	0	0	0	0	0	0	0	0	0
Community Invest. Tax III	0	0	0	0	0	0	0	0	0
Community Invest. Tax IV	0	0	0	0	0	0	0	0	0
Enterprise Fees	0	0	0	0	0	0	0	0	0
Financing	0	0	0	0	0	0	0	0	0
General Revenues-CW	1,530	927	603	0	0	0	0	0	0
General Revenues-R3M	0	0	0	0	0	0	0	0	0
General Revenues-UA	0	0	0	0	0	0	0	0	0
Grants & County Match	0	0	0	0	0	0	0	0	0
Library Fund	0	0	0	0	0	0	0	0	0
Other	0	0	0	0	0	0	0	0	0
Undetermined	0	0	0	0	0	0	0	0	0
Subtotal FY 23			$603	$0					
Total	**$1,530**	**$927**	**$603**		**$0**	**$0**	**$0**	**$0**	**$0**

Uses of Funds (in $000s)	Total Estimated Cost	Prior Expenses	FY 23 Carryforward	FY 23 Additional	FY 24	FY 25	FY 26	FY 27	Future
Capital [1]	$523	$523	$0	$0	$0	$0	$0	$0	$0
Contributions [2]	0	0	0	0	0	0	0	0	0
Non-Capital [3]	1,007	404	603	0	0	0	0	0	0
Subtotal FY 23			$603	$0					
Total	**$1,530**	**$927**	**$603**		**$0**	**$0**	**$0**	**$0**	**$0**

[1] Capital includes, but is not limited to, expenses related to capitalizable Development, Design, Land Acquisition, Equipment, Construction and Administration required to complete the project.
[2] Contributions includes, but is not limited to, funding through an agreement to other Government Agencies, Youth Organizations, Cultural Service Organizations and other Non-Profit Organizations.
[3] Non-Capital includes, but is not limited to, expenses related to Building Maintenance, Grounds & Landscaping Maintenance, Non-Capitalizable Equipment and other Professional Services.

PROJECT TITLE:
JAIL MAINTENANCE
CIE REQUIREMENTS: N
LEVEL OF SERVICE IMPACT: N/A

PROJECT NUMBER: C77897000

PROGRAM: GOVERNMENT FACILITIES

PROJECT DESCRIPTION:
Renovation of housing pods at the Falkenburg Road Jail.

OPERATING COST IMPACT:
To be determined.

PROJECT COMPLETION DATE: TBD

Neighborhood Community Area:
Brandon

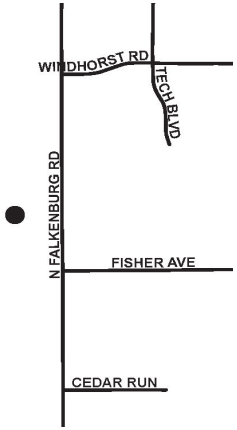

Sources of Funds (in $000s)	Total Estimated Sources	Prior Funding	FY 23 Carryforward	FY 23 Additional	FY 24	FY 25	FY 26	FY 27	Future
ARP Funds	$0	$0	$0	$0	$0	$0	$0	$0	$0
Community Invest. Tax I	0	0	0	0	0	0	0	0	0
Community Invest. Tax II	0	0	0	0	0	0	0	0	0
Community Invest. Tax III	0	0	0	0	0	0	0	0	0
Community Invest. Tax IV	10,000	0	0	10,000	0	0	0	0	0
Enterprise Fees	0	0	0	0	0	0	0	0	0
Financing	0	0	0	0	0	0	0	0	0
General Revenues-CW	0	0	0	0	0	0	0	0	0
General Revenues-R3M	0	0	0	0	0	0	0	0	0
General Revenues-UA	0	0	0	0	0	0	0	0	0
Grants & County Match	0	0	0	0	0	0	0	0	0
Library Fund	0	0	0	0	0	0	0	0	0
Other	0	0	0	0	0	0	0	0	0
Undetermined	0	0	0	0	0	0	0	0	0
Subtotal FY 23			$0	$10,000					
Total	**$10,000**	**$0**	**$10,000**		**$0**	**$0**	**$0**	**$0**	**$0**

Uses of Funds (in $000s)	Total Estimated Cost	Prior Expenses	FY 23 Carryforward	FY 23 Additional	FY 24	FY 25	FY 26	FY 27	Future
Capital [1]	$10,000	$0	$0	$10,000	$0	$0	$0	$0	$0
Contributions [2]	0	0	0	0	0	0	0	0	0
Non-Capital [3]	0	0	0	0	0	0	0	0	0
Subtotal FY 23			$0	$10,000					
Total	**$10,000**	**$0**	**$10,000**		**$0**	**$0**	**$0**	**$0**	**$0**

[1] Capital includes, but is not limited to, expenses related to capitalizable Development, Design, Land Acquisition, Equipment, Construction and Administration required to complete the project.
[2] Contributions includes, but is not limited to, funding through an agreement to other Government Agencies, Youth Organizations, Cultural Service Organizations and other Non-Profit Organizations.
[3] Non-Capital includes, but is not limited to, expenses related to Building Maintenance, Grounds & Landscaping Maintenance, Non-Capitalizable Equipment and other Professional Services.

PROJECT TITLE:
LA PALOMA HEAD START FACILITY REPLACEMENT
CIE REQUIREMENTS: N
LEVEL OF SERVICE IMPACT: N/A

PROJECT NUMBER: C77870000

PROGRAM: GOVERNMENT FACILITIES

PROJECT DESCRIPTION:
Replace the existing modular building at 3419 N. Nebraska Avenue, Tampa with a new, expanded block building which will include Head Start as well as Early Head Start classrooms.

OPERATING COST IMPACT:
Operating impacts to be determined during implementation.

PROJECT COMPLETION DATE: Jun 2024

Neighborhood Community Area:
City of Tampa

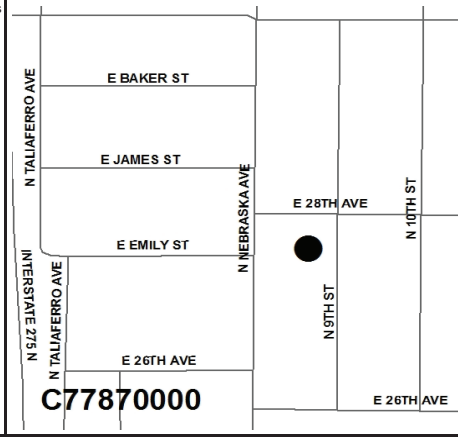

Sources of Funds (in $000s)	Total Estimated Sources	Prior Funding	FY 23 Carryforward	FY 23 Additional	FY 24	FY 25	FY 26	FY 27	Future
ARP Funds	$0	$0	$0	$0	$0	$0	$0	$0	$0
Community Invest. Tax I	0	0	0	0	0	0	0	0	0
Community Invest. Tax II	0	0	0	0	0	0	0	0	0
Community Invest. Tax III	0	0	0	0	0	0	0	0	0
Community Invest. Tax IV	0	0	0	0	0	0	0	0	0
Enterprise Fees	0	0	0	0	0	0	0	0	0
Financing	0	0	0	0	0	0	0	0	0
General Revenues-CW	2,100	107	1,993	0	0	0	0	0	0
General Revenues-R3M	0	0	0	0	0	0	0	0	0
General Revenues-UA	0	0	0	0	0	0	0	0	0
Grants & County Match	1,200	0	1,200	0	0	0	0	0	0
Library Fund	0	0	0	0	0	0	0	0	0
Other	0	0	0	0	0	0	0	0	0
Undetermined	0	0	0	0	0	0	0	0	0
Subtotal FY 23			$3,193	$0					
Total	**$3,300**	**$107**	**$3,193**		**$0**	**$0**	**$0**	**$0**	**$0**

Uses of Funds (in $000s)	Total Estimated Cost	Prior Expenses	FY 23 Carryforward	FY 23 Additional	FY 24	FY 25	FY 26	FY 27	Future
Capital [1]	$3,300	$107	$3,193	$0	$0	$0	$0	$0	$0
Contributions [2]	0	0	0	0	0	0	0	0	0
Non-Capital [3]	0	0	0	0	0	0	0	0	0
Subtotal FY 23			$3,193	$0					
Total	**$3,300**	**$107**	**$3,193**		**$0**	**$0**	**$0**	**$0**	**$0**

[1] Capital includes, but is not limited to, expenses related to capitalizable Development, Design, Land Acquisition, Equipment, Construction and Administration required to complete the project.
[2] Contributions includes, but is not limited to, funding through an agreement to other Government Agencies, Youth Organizations, Cultural Service Organizations and other Non-Profit Organizations.
[3] Non-Capital includes, but is not limited to, expenses related to Building Maintenance, Grounds & Landscaping Maintenance, Non-Capitalizable Equipment and other Professional Services.

PROJECT TITLE:
LED LIGHTING VARIOUS BUILDINGS (MP)
CIE REQUIREMENTS: N
LEVEL OF SERVICE IMPACT: N/A

PROJECT NUMBER: C77849000

PROGRAM: GOVERNMENT FACILITIES

PROJECT DESCRIPTION:
Project includes upgrade of existing lighting at approximately 200 County buildings to more efficient LED lighting. This is part of the County's sustainability initiative and estimated to result in energy savings of up to $700,000 annually with a 10 year return on investment (ROI). Installation will be phased.

OPERATING COST IMPACT:
Estimated annual savings of up to $700,000 anticipated after fully implemented.

PROJECT COMPLETION DATE: Post Construction

Neighborhood Community Area:
Various

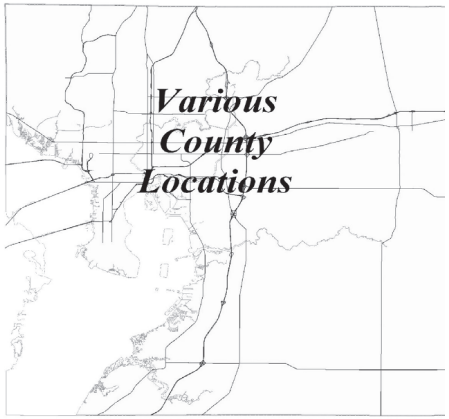

Sources of Funds (in $000s)	Total Estimated Sources	Prior Funding	FY 23 Carryforward	FY 23 Additional	FY 24	FY 25	FY 26	FY 27	Future
ARP Funds	$0	$0	$0	$0	$0	$0	$0	$0	$0
Community Invest. Tax I	0	0	0	0	0	0	0	0	0
Community Invest. Tax II	0	0	0	0	0	0	0	0	0
Community Invest. Tax III	0	0	0	0	0	0	0	0	0
Community Invest. Tax IV	0	0	0	0	0	0	0	0	0
Enterprise Fees	0	0	0	0	0	0	0	0	0
Financing	7,500	6,923	577	0	0	0	0	0	0
General Revenues-CW	0	0	0	0	0	0	0	0	0
General Revenues-R3M	0	0	0	0	0	0	0	0	0
General Revenues-UA	0	0	0	0	0	0	0	0	0
Grants & County Match	0	0	0	0	0	0	0	0	0
Library Fund	0	0	0	0	0	0	0	0	0
Other	0	0	0	0	0	0	0	0	0
Undetermined	0	0	0	0	0	0	0	0	0
Subtotal FY 23			$577	$0					
Total	**$7,500**	**$6,923**	**$577**		**$0**	**$0**	**$0**	**$0**	**$0**

Uses of Funds (in $000s)	Total Estimated Cost	Prior Expenses	FY 23 Carryforward	FY 23 Additional	FY 24	FY 25	FY 26	FY 27	Future
Capital [1]	$7,500	$6,923	$577	$0	$0	$0	$0	$0	$0
Contributions [2]	0	0	0	0	0	0	0	0	0
Non-Capital [3]	0	0	0	0	0	0	0	0	0
Subtotal FY 23			$577	$0					
Total	**$7,500**	**$6,923**	**$577**		**$0**	**$0**	**$0**	**$0**	**$0**

[1] Capital includes, but is not limited to, expenses related to capitalizable Development, Design, Land Acquisition, Equipment, Construction and Administration required to complete the project.
[2] Contributions includes, but is not limited to, funding through an agreement to other Government Agencies, Youth Organizations, Cultural Service Organizations and other Non-Profit Organizations.
[3] Non-Capital includes, but is not limited to, expenses related to Building Maintenance, Grounds & Landscaping Maintenance, Non-Capitalizable Equipment and other Professional Services.

PROJECT TITLE:
NEW ADULT DAY HEALTH SERVICES CENTER - SOUTH COUNTY
CIE REQUIREMENTS: N
LEVEL OF SERVICE IMPACT: N/A

PROJECT NUMBER: C77854000

PROGRAM: GOVERNMENT FACILITIES

PROJECT DESCRIPTION:
Development of a new adult day health center designed to meet the needs of South County residents to whom service is unavailable due to travel distance.

OPERATING COST IMPACT:
Operating cost impact will be determined during project development.

PROJECT COMPLETION DATE: TBD

Neighborhood Community Area:
TBD

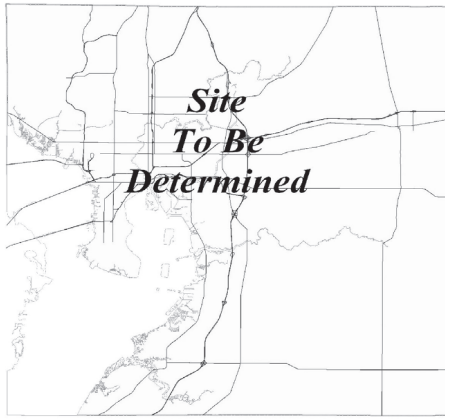

Sources of Funds (in $000s)	Total Estimated Sources	Prior Funding	FY 23 Carryforward	FY 23 Additional	FY 24	FY 25	FY 26	FY 27	Future
ARP Funds	$0	$0	$0	$0	$0	$0	$0	$0	$0
Community Invest. Tax I	0	0	0	0	0	0	0	0	0
Community Invest. Tax II	0	0	0	0	0	0	0	0	0
Community Invest. Tax III	0	0	0	0	0	0	0	0	0
Community Invest. Tax IV	0	0	0	0	0	0	0	0	0
Enterprise Fees	0	0	0	0	0	0	0	0	0
Financing	0	0	0	0	0	0	0	0	0
General Revenues-CW	3,230	0	3,230	0	0	0	0	0	0
General Revenues-R3M	0	0	0	0	0	0	0	0	0
General Revenues-UA	0	0	0	0	0	0	0	0	0
Grants & County Match	0	0	0	0	0	0	0	0	0
Library Fund	0	0	0	0	0	0	0	0	0
Other	0	0	0	0	0	0	0	0	0
Undetermined	0	0	0	0	0	0	0	0	0
Subtotal FY 23			$3,230	$0					
Total	**$3,230**	**$0**	**$3,230**		**$0**	**$0**	**$0**	**$0**	**$0**

Uses of Funds (in $000s)	Total Estimated Cost	Prior Expenses	FY 23 Carryforward	FY 23 Additional	FY 24	FY 25	FY 26	FY 27	Future
Capital [1]	$3,230	$0	$3,230	$0	$0	$0	$0	$0	$0
Contributions [2]	0	0	0	0	0	0	0	0	0
Non-Capital [3]	0	0	0	0	0	0	0	0	0
Subtotal FY 23			$3,230	$0					
Total	**$3,230**	**$0**	**$3,230**		**$0**	**$0**	**$0**	**$0**	**$0**

[1] Capital includes, but is not limited to, expenses related to capitalizable Development, Design, Land Acquisition, Equipment, Construction and Administration required to complete the project.
[2] Contributions includes, but is not limited to, funding through an agreement to other Government Agencies, Youth Organizations, Cultural Service Organizations and other Non-Profit Organizations.
[3] Non-Capital includes, but is not limited to, expenses related to Building Maintenance, Grounds & Landscaping Maintenance, Non-Capitalizable Equipment and other Professional Services.

PROJECT TITLE: **PROJECT NUMBER: C77852000**
NEW ENTREPRENEUR COLLABORATIVE CENTER (E-FACTORY)
CIE REQUIREMENTS: N
LEVEL OF SERVICE IMPACT: N/A **PROGRAM: GOVERNMENT FACILITIES**

PROJECT DESCRIPTION:
The purpose of the project is to create a new home for the County's successful Entrepreneur Collaborative Center (ECC) which is currently located in a leased facility in Ybor City. The History Genealogy Library is anticipated to be incorporated within the facility. The ECC will serve as the home to the region's entrepreneur ecosystem and epicenter for entrepreneurial resources and information collaboration and mentoring. Funding shown may be used for property acquisition, design and construction or to leverage a possible P3 partnership with a private entity or entities.

Neighborhood Community Area:
TBD

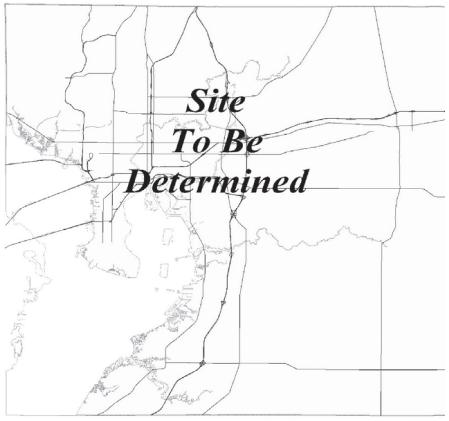

OPERATING COST IMPACT:
To be determined.

PROJECT COMPLETION DATE: TBD

Sources of Funds (in $000s)	Total Estimated Sources	Prior Funding	FY 23 Carryforward	FY 23 Additional	FY 24	FY 25	FY 26	FY 27	Future
ARP Funds	$0	$0	$0	$0	$0	$0	$0	$0	$0
Community Invest. Tax I	0	0	0	0	0	0	0	0	0
Community Invest. Tax II	0	0	0	0	0	0	0	0	0
Community Invest. Tax III	0	0	0	0	0	0	0	0	0
Community Invest. Tax IV	0	0	0	0	0	0	0	0	0
Enterprise Fees	0	0	0	0	0	0	0	0	0
Financing	0	0	0	0	0	0	0	0	0
General Revenues-CW	0	0	0	0	0	0	0	0	0
General Revenues-R3M	0	0	0	0	0	0	0	0	0
General Revenues-UA	0	0	0	0	0	0	0	0	0
Grants & County Match	0	0	0	0	0	0	0	0	0
Library Fund	0	0	0	0	0	0	0	0	0
Other	0	0	0	0	0	0	0	0	0
Undetermined	7,000	0	0	0	0	0	0	0	7,000
Subtotal FY 23			$0	$0					
Total	**$7,000**	**$0**	**$0**		**$0**	**$0**	**$0**	**$0**	**$7,000**

Uses of Funds (in $000s)	Total Estimated Cost	Prior Expenses	FY 23 Carryforward	FY 23 Additional	FY 24	FY 25	FY 26	FY 27	Future
Capital [1]	$7,000	$0	$0	$0	$0	$0	$0	$0	$7,000
Contributions [2]	0	0	0	0	0	0	0	0	0
Non-Capital [3]	0	0	0	0	0	0	0	0	0
Subtotal FY 23			$0	$0					
Total	**$7,000**	**$0**	**$0**		**$0**	**$0**	**$0**	**$0**	**$7,000**

[1] Capital includes, but is not limited to, expenses related to capitalizable Development, Design, Land Acquisition, Equipment, Construction and Administration required to complete the project.
[2] Contributions includes, but is not limited to, funding through an agreement to other Government Agencies, Youth Organizations, Cultural Service Organizations and other Non-Profit Organizations.
[3] Non-Capital includes, but is not limited to, expenses related to Building Maintenance, Grounds & Landscaping Maintenance, Non-Capitalizable Equipment and other Professional Services.

PROJECT TITLE: **PROJECT NUMBER: C77814000**
NORTHWEST AREA HEAD START / SERVICE CENTER
CIE REQUIREMENTS: N
LEVEL OF SERVICE IMPACT: N/A **PROGRAM: GOVERNMENT FACILITIES**

PROJECT DESCRIPTION:
This project is for the purpose of enhancing new social services and other human services in the northwest (Town 'N Country) area of Hillsborough County. A new Head Start Center is included as part of the project. Various other options and locations, including Public Private Partnerships (P3), will also be explored.

Neighborhood Community Area:
Town and Country

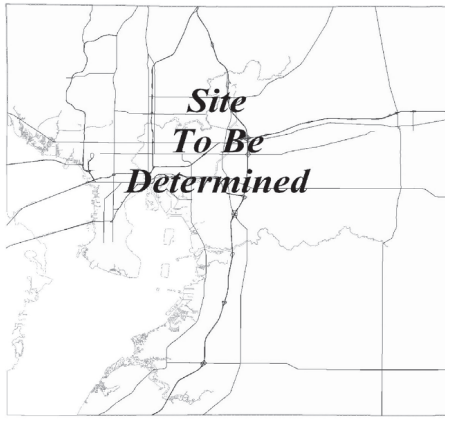

OPERATING COST IMPACT:
To be determined.

PROJECT COMPLETION DATE: TBD

Sources of Funds (in $000s)	Total Estimated Sources	Prior Funding	FY 23 Carryforward	FY 23 Additional	FY 24	FY 25	FY 26	FY 27	Future
ARP Funds	$0	$0	$0	$0	$0	$0	$0	$0	$0
Community Invest. Tax I	0	0	0	0	0	0	0	0	0
Community Invest. Tax II	0	0	0	0	0	0	0	0	0
Community Invest. Tax III	0	0	0	0	0	0	0	0	0
Community Invest. Tax IV	0	0	0	0	0	0	0	0	0
Enterprise Fees	0	0	0	0	0	0	0	0	0
Financing	2,000	1,815	185	0	0	0	0	0	0
General Revenues-CW	2,830	53	2,777	0	0	0	0	0	0
General Revenues-R3M	0	0	0	0	0	0	0	0	0
General Revenues-UA	0	0	0	0	0	0	0	0	0
Grants & County Match	0	0	0	0	0	0	0	0	0
Library Fund	0	0	0	0	0	0	0	0	0
Other	0	0	0	0	0	0	0	0	0
Undetermined	0	0	0	0	0	0	0	0	0
Subtotal FY 23			$2,962	$0					
Total	**$4,830**	**$1,868**	**$2,962**		**$0**	**$0**	**$0**	**$0**	**$0**

Uses of Funds (in $000s)	Total Estimated Cost	Prior Expenses	FY 23 Carryforward	FY 23 Additional	FY 24	FY 25	FY 26	FY 27	Future
Capital [1]	$4,830	$1,868	$2,962	$0	$0	$0	$0	$0	$0
Contributions [2]	0	0	0	0	0	0	0	0	0
Non-Capital [3]	0	0	0	0	0	0	0	0	0
Subtotal FY 23			$2,962	$0					
Total	**$4,830**	**$1,868**	**$2,962**		**$0**	**$0**	**$0**	**$0**	**$0**

[1] Capital includes, but is not limited to, expenses related to capitalizable Development, Design, Land Acquisition, Equipment, Construction and Administration required to complete the project.
[2] Contributions includes, but is not limited to, funding through an agreement to other Government Agencies, Youth Organizations, Cultural Service Organizations and other Non-Profit Organizations.
[3] Non-Capital includes, but is not limited to, expenses related to Building Maintenance, Grounds & Landscaping Maintenance, Non-Capitalizable Equipment and other Professional Services.

PROJECT TITLE:
OUTDOOR SENIOR FITNESS ZONES - ARP ACT 3 FUNDS (MP)
CIE REQUIREMENTS: N
LEVEL OF SERVICE IMPACT: N/A

PROJECT NUMBER: C77878000

PROGRAM: GOVERNMENT FACILITIES

PROJECT DESCRIPTION:
This project will provide funding for the installation of outdoor senior fitness equipment at various Senior Centers and Adult Day Care Centers to provide opportunities for the County's seniors to exercise safely and remain active when viral diseases transmission rates are high.

OPERATING COST IMPACT:
No significant change in operating cost is anticipated.

PROJECT COMPLETION DATE: Dec 2023

Neighborhood Community Area:
Countywide

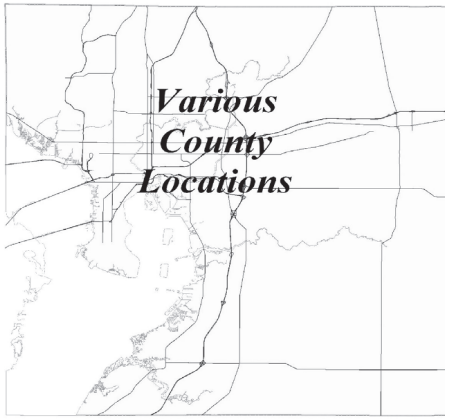

Sources of Funds (in $000s)	Total Estimated Sources	Prior Funding	FY 23 Carryforward	FY 23 Additional	FY 24	FY 25	FY 26	FY 27	Future
ARP Funds	$662	$0	$662	$0	$0	$0	$0	$0	$0
Community Invest. Tax I	0	0	0	0	0	0	0	0	0
Community Invest. Tax II	0	0	0	0	0	0	0	0	0
Community Invest. Tax III	0	0	0	0	0	0	0	0	0
Community Invest. Tax IV	0	0	0	0	0	0	0	0	0
Enterprise Fees	0	0	0	0	0	0	0	0	0
Financing	0	0	0	0	0	0	0	0	0
General Revenues-CW	0	0	0	0	0	0	0	0	0
General Revenues-R3M	0	0	0	0	0	0	0	0	0
General Revenues-UA	0	0	0	0	0	0	0	0	0
Grants & County Match	0	0	0	0	0	0	0	0	0
Library Fund	0	0	0	0	0	0	0	0	0
Other	0	0	0	0	0	0	0	0	0
Undetermined	0	0	0	0	0	0	0	0	0
Subtotal FY 23			$662	$0					
Total	**$662**	**$0**	**$662**		**$0**	**$0**	**$0**	**$0**	**$0**

Uses of Funds (in $000s)	Total Estimated Cost	Prior Expenses	FY 23 Carryforward	FY 23 Additional	FY 24	FY 25	FY 26	FY 27	Future
Capital [1]	$662	$0	$662	$0	$0	$0	$0	$0	$0
Contributions [2]	0	0	0	0	0	0	0	0	0
Non-Capital [3]	0	0	0	0	0	0	0	0	0
Subtotal FY 23			$662	$0					
Total	**$662**	**$0**	**$662**		**$0**	**$0**	**$0**	**$0**	**$0**

[1] Capital includes, but is not limited to, expenses related to capitalizable Development, Design, Land Acquisition, Equipment, Construction and Administration required to complete the project.
[2] Contributions includes, but is not limited to, funding through an agreement to other Government Agencies, Youth Organizations, Cultural Service Organizations and other Non-Profit Organizations.
[3] Non-Capital includes, but is not limited to, expenses related to Building Maintenance, Grounds & Landscaping Maintenance, Non-Capitalizable Equipment and other Professional Services.

PROJECT TITLE:
PAT FRANK COURT BUILDING COURT ROOMS
CIE REQUIREMENTS: N
LEVEL OF SERVICE IMPACT: N/A

PROJECT NUMBER: C77894000

PROGRAM: GOVERNMENT FACILITIES

PROJECT DESCRIPTION:
This project is a buildout of approximately 5,000 sq ft of space in the southeast corner of the 1st floor of the Pat Frank Court Building at 419 Pierce Street. The project will include two judicial chambers & two courtrooms. Cost estimate includes construction, furniture & techonology expenses affiliated with the project.

OPERATING COST IMPACT:
No significant change in operating cost is anticipated.

PROJECT COMPLETION DATE: TBD

Neighborhood Community Area:
City of Tampa

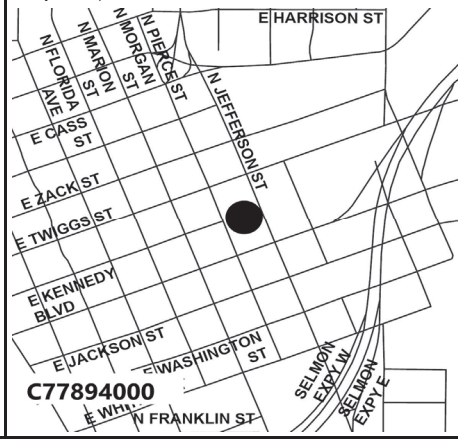

Sources of Funds (in $000s)	Total Estimated Sources	Prior Funding	FY 23 Carryforward	FY 23 Additional	FY 24	FY 25	FY 26	FY 27	Future
ARP Funds	$0	$0	$0	$0	$0	$0	$0	$0	$0
Community Invest. Tax I	0	0	0	0	0	0	0	0	0
Community Invest. Tax II	0	0	0	0	0	0	0	0	0
Community Invest. Tax III	0	0	0	0	0	0	0	0	0
Community Invest. Tax IV	0	0	0	0	0	0	0	0	0
Enterprise Fees	0	0	0	0	0	0	0	0	0
Financing	0	0	0	0	0	0	0	0	0
General Revenues-CW	1,243	0	0	1,243	0	0	0	0	0
General Revenues-R3M	0	0	0	0	0	0	0	0	0
General Revenues-UA	0	0	0	0	0	0	0	0	0
Grants & County Match	0	0	0	0	0	0	0	0	0
Library Fund	0	0	0	0	0	0	0	0	0
Other	0	0	0	0	0	0	0	0	0
Undetermined	0	0	0	0	0	0	0	0	0
Subtotal FY 23			$0	$1,243					
Total	**$1,243**	**$0**	**$1,243**		**$0**	**$0**	**$0**	**$0**	**$0**

Uses of Funds (in $000s)	Total Estimated Cost	Prior Expenses	FY 23 Carryforward	FY 23 Additional	FY 24	FY 25	FY 26	FY 27	Future
Capital [1]	$1,243	$0	$0	$1,243	$0	$0	$0	$0	$0
Contributions [2]	0	0	0	0	0	0	0	0	0
Non-Capital [3]	0	0	0	0	0	0	0	0	0
Subtotal FY 23			$0	$1,243					
Total	**$1,243**	**$0**	**$1,243**		**$0**	**$0**	**$0**	**$0**	**$0**

[1] Capital includes, but is not limited to, expenses related to capitalizable Development, Design, Land Acquisition, Equipment, Construction and Administration required to complete the project.
[2] Contributions includes, but is not limited to, funding through an agreement to other Government Agencies, Youth Organizations, Cultural Service Organizations and other Non-Profit Organizations.
[3] Non-Capital includes, but is not limited to, expenses related to Building Maintenance, Grounds & Landscaping Maintenance, Non-Capitalizable Equipment and other Professional Services.

PROJECT TITLE:
PET RESOURCES FACILITY IMPROVEMENTS
CIE REQUIREMENTS: N
LEVEL OF SERVICE IMPACT: N/A

PROJECT NUMBER: C79146000

PROGRAM: GOVERNMENT FACILITIES

PROJECT DESCRIPTION:
Provide various capital improvements to the existing Animal Services facility needed to improve facility functionality in pursuit of service goals. CIT-II funding in this project will be used solely for roof replacement and ventilation systems for shelter buildings. The project scope is expanded to include renovations to other facilities to accommodate capacity increases for Pet Resources.

OPERATING COST IMPACT:
No significant change in operating cost is anticipated.

PROJECT COMPLETION DATE: Post Construction

Neighborhood Community Area:
Brandon

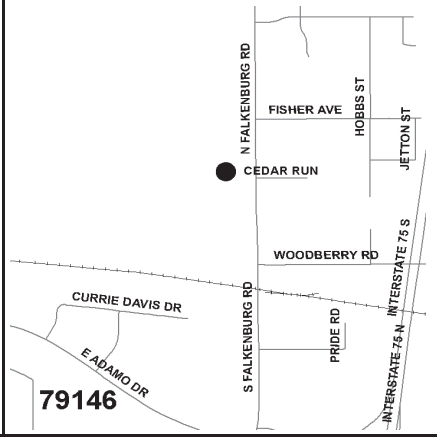

Sources of Funds (in $000s)	Total Estimated Sources	Prior Funding	FY 23 Carryforward	FY 23 Additional	FY 24	FY 25	FY 26	FY 27	Future
ARP Funds	$0	$0	$0	$0	$0	$0	$0	$0	$0
Community Invest. Tax I	0	0	0	0	0	0	0	0	0
Community Invest. Tax II	417	417	0	0	0	0	0	0	0
Community Invest. Tax III	0	0	0	0	0	0	0	0	0
Community Invest. Tax IV	0	0	0	0	0	0	0	0	0
Enterprise Fees	0	0	0	0	0	0	0	0	0
Financing	1,700	1,700	0	0	0	0	0	0	0
General Revenues-CW	453	221	232	0	0	0	0	0	0
General Revenues-R3M	1,793	1,612	181	0	0	0	0	0	0
General Revenues-UA	0	0	0	0	0	0	0	0	0
Grants & County Match	0	0	0	0	0	0	0	0	0
Library Fund	0	0	0	0	0	0	0	0	0
Other	0	0	0	0	0	0	0	0	0
Undetermined	0	0	0	0	0	0	0	0	0
Subtotal FY 23			$414	$0					
Total	**$4,362**	**$3,949**	**$414**		**$0**	**$0**	**$0**	**$0**	**$0**

Uses of Funds (in $000s)	Total Estimated Cost	Prior Expenses	FY 23 Carryforward	FY 23 Additional	FY 24	FY 25	FY 26	FY 27	Future
Capital [1]	$2,711	$2,297	$414	$0	$0	$0	$0	$0	$0
Contributions [2]	0	0	0	0	0	0	0	0	0
Non-Capital [3]	1,652	1,652	0	0	0	0	0	0	0
Subtotal FY 23			$414	$0					
Total	**$4,362**	**$3,949**	**$414**		**$0**	**$0**	**$0**	**$0**	**$0**

[1] Capital includes, but is not limited to, expenses related to capitalizable Development, Design, Land Acquisition, Equipment, Construction and Administration required to complete the project.
[2] Contributions includes, but is not limited to, funding through an agreement to other Government Agencies, Youth Organizations, Cultural Service Organizations and other Non-Profit Organizations.
[3] Non-Capital includes, but is not limited to, expenses related to Building Maintenance, Grounds & Landscaping Maintenance, Non-Capitalizable Equipment and other Professional Services.

PROJECT TITLE:
PUBLIC ART PROGRAM (MP)
CIE REQUIREMENTS: N
LEVEL OF SERVICE IMPACT: N/A

PROJECT NUMBER: C70000000

PROGRAM: GOVERNMENT FACILITIES

PROJECT DESCRIPTION:
The amended Public Art Ordinance, approved by the Board of County Commissioners on January 6, 2010, (effective date January 13, 2010), states that the Public Art Program will be included in the County's Capital Improvement Program (CIP) as a capital project. Funds for the program are to be allocated once annually and the assessments are subject to Board approval as part of the CIP. Use of the funds is subject to Board approval through the annual Public Art Plan. The annual Public Art Plan, as recommended by the Public Art Committee, is included within the appendix section of this document.

OPERATING COST IMPACT:
No significant change in operating cost is anticipated.

PROJECT COMPLETION DATE: Ongoing

Neighborhood Community Area:
Countywide

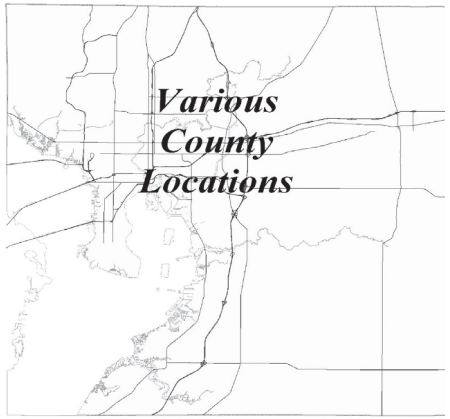

Sources of Funds (in $000s)	Total Estimated Sources	Prior Funding	FY 23 Carryforward	FY 23 Additional	FY 24	FY 25	FY 26	FY 27	Future
ARP Funds	$0	$0	$0	$0	$0	$0	$0	$0	$0
Community Invest. Tax I	377	377	0	0	0	0	0	0	0
Community Invest. Tax II	356	356	0	0	0	0	0	0	0
Community Invest. Tax III	1,152	527	625	0	0	0	0	0	0
Community Invest. Tax IV	0	0	0	0	0	0	0	0	0
Enterprise Fees	0	0	0	0	0	0	0	0	0
Financing	36	36	0	0	0	0	0	0	0
General Revenues-CW	2,027	1,691	336	0	0	0	0	0	0
General Revenues-R3M	0	0	0	0	0	0	0	0	0
General Revenues-UA	1,522	314	808	100	300	0	0	0	0
Grants & County Match	46	46	0	0	0	0	0	0	0
Library Fund	544	535	9	0	0	0	0	0	0
Other	0	0	0	0	0	0	0	0	0
Undetermined	0	0	0	0	0	0	0	0	0
Subtotal FY 23			$1,778	$100					
Total	**$6,060**	**$3,881**	**$1,878**		**$300**	**$0**	**$0**	**$0**	**$0**

Uses of Funds (in $000s)	Total Estimated Cost	Prior Expenses	FY 23 Carryforward	FY 23 Additional	FY 24	FY 25	FY 26	FY 27	Future
Capital [1]	$5,873	$3,744	$1,728	$100	$300	$0	$0	$0	$0
Contributions [2]	75	75	0	0	0	0	0	0	0
Non-Capital [3]	112	62	50	0	0	0	0	0	0
Subtotal FY 23			$1,778	$100					
Total	**$6,060**	**$3,881**	**$1,878**		**$300**	**$0**	**$0**	**$0**	**$0**

[1] Capital includes, but is not limited to, expenses related to capitalizable Development, Design, Land Acquisition, Equipment, Construction and Administration required to complete the project.
[2] Contributions includes, but is not limited to, funding through an agreement to other Government Agencies, Youth Organizations, Cultural Service Organizations and other Non-Profit Organizations.
[3] Non-Capital includes, but is not limited to, expenses related to Building Maintenance, Grounds & Landscaping Maintenance, Non-Capitalizable Equipment and other Professional Services.

PROJECT TITLE:
PUBLIC DEFENDER 6TH FLOOR OFFICE EXPANSION
CIE REQUIREMENTS: N
LEVEL OF SERVICE IMPACT: N/A

PROJECT NUMBER: C77893000

PROGRAM: GOVERNMENT FACILITIES

PROJECT DESCRIPTION:
The project includes the renovation of the 6th floor of the 700 Twiggs Street Building .The 6th floor offices will be renovated to accommodate expanded program needs of the Public Defender, consisting of office space for attorneys, training room, attorney resource room, trial preparation area, video deposition rooms, conference rooms and imaging.

OPERATING COST IMPACT:
No significant change in operating cost is anticipated.

PROJECT COMPLETION DATE: TBD

Neighborhood Community Area:
City of Tampa

Sources of Funds (in $000s)	Total Estimated Sources	Prior Funding	FY 23 Carryforward	FY 23 Additional	FY 24	FY 25	FY 26	FY 27	Future
ARP Funds	$0	$0	$0	$0	$0	$0	$0	$0	$0
Community Invest. Tax I	0	0	0	0	0	0	0	0	0
Community Invest. Tax II	0	0	0	0	0	0	0	0	0
Community Invest. Tax III	0	0	0	0	0	0	0	0	0
Community Invest. Tax IV	0	0	0	0	0	0	0	0	0
Enterprise Fees	0	0	0	0	0	0	0	0	0
Financing	0	0	0	0	0	0	0	0	0
General Revenues-CW	2,500	0	0	2,500	0	0	0	0	0
General Revenues-R3M	0	0	0	0	0	0	0	0	0
General Revenues-UA	0	0	0	0	0	0	0	0	0
Grants & County Match	0	0	0	0	0	0	0	0	0
Library Fund	0	0	0	0	0	0	0	0	0
Other	0	0	0	0	0	0	0	0	0
Undetermined	0	0	0	0	0	0	0	0	0
Subtotal FY 23			$0	$2,500					
Total	**$2,500**	**$0**	**$2,500**		**$0**	**$0**	**$0**	**$0**	**$0**

Uses of Funds (in $000s)	Total Estimated Cost	Prior Expenses	FY 23 Carryforward	FY 23 Additional	FY 24	FY 25	FY 26	FY 27	Future
Capital [1]	$2,500	$0	$0	$2,500	$0	$0	$0	$0	$0
Contributions [2]	0	0	0	0	0	0	0	0	0
Non-Capital [3]	0	0	0	0	0	0	0	0	0
Subtotal FY 23			$0	$2,500					
Total	**$2,500**	**$0**	**$2,500**		**$0**	**$0**	**$0**	**$0**	**$0**

[1] Capital includes, but is not limited to, expenses related to capitalizable Development, Design, Land Acquisition, Equipment, Construction and Administration required to complete the project.
[2] Contributions includes, but is not limited to, funding through an agreement to other Government Agencies, Youth Organizations, Cultural Service Organizations and other Non-Profit Organizations.
[3] Non-Capital includes, but is not limited to, expenses related to Building Maintenance, Grounds & Landscaping Maintenance, Non-Capitalizable Equipment and other Professional Services.

PROJECT TITLE:
PUBLIC DEFENDER FIRST FLOOR SECURITY LOBBY
CIE REQUIREMENTS: N
LEVEL OF SERVICE IMPACT: N/A

PROJECT NUMBER: C77892000

PROGRAM: GOVERNMENT FACILITIES

PROJECT DESCRIPTION:
This project includes the contruction/renovation of the 1st floor at 700 E. Twiggs Street to increase security for public access into the building.

OPERATING COST IMPACT:
No significant change in operating cost is anticipated.

PROJECT COMPLETION DATE: TBD

Neighborhood Community Area:
City of Tampa

Sources of Funds (in $000s)	Total Estimated Sources	Prior Funding	FY 23 Carryforward	FY 23 Additional	FY 24	FY 25	FY 26	FY 27	Future
ARP Funds	$0	$0	$0	$0	$0	$0	$0	$0	$0
Community Invest. Tax I	0	0	0	0	0	0	0	0	0
Community Invest. Tax II	0	0	0	0	0	0	0	0	0
Community Invest. Tax III	0	0	0	0	0	0	0	0	0
Community Invest. Tax IV	0	0	0	0	0	0	0	0	0
Enterprise Fees	0	0	0	0	0	0	0	0	0
Financing	0	0	0	0	0	0	0	0	0
General Revenues-CW	600	0	0	600	0	0	0	0	0
General Revenues-R3M	0	0	0	0	0	0	0	0	0
General Revenues-UA	0	0	0	0	0	0	0	0	0
Grants & County Match	0	0	0	0	0	0	0	0	0
Library Fund	0	0	0	0	0	0	0	0	0
Other	0	0	0	0	0	0	0	0	0
Undetermined	0	0	0	0	0	0	0	0	0
Subtotal FY 23			$0	$600					
Total	**$600**	**$0**	**$600**		**$0**	**$0**	**$0**	**$0**	**$0**

Uses of Funds (in $000s)	Total Estimated Cost	Prior Expenses	FY 23 Carryforward	FY 23 Additional	FY 24	FY 25	FY 26	FY 27	Future
Capital [1]	$600	$0	$0	$600	$0	$0	$0	$0	$0
Contributions [2]	0	0	0	0	0	0	0	0	0
Non-Capital [3]	0	0	0	0	0	0	0	0	0
Subtotal FY 23			$0	$600					
Total	**$600**	**$0**	**$600**		**$0**	**$0**	**$0**	**$0**	**$0**

[1] Capital includes, but is not limited to, expenses related to capitalizable Development, Design, Land Acquisition, Equipment, Construction and Administration required to complete the project.
[2] Contributions includes, but is not limited to, funding through an agreement to other Government Agencies, Youth Organizations, Cultural Service Organizations and other Non-Profit Organizations.
[3] Non-Capital includes, but is not limited to, expenses related to Building Maintenance, Grounds & Landscaping Maintenance, Non-Capitalizable Equipment and other Professional Services.

PROJECT TITLE:
RELOCATION OF JUVENILE DIVERSION PROGRAM
CIE REQUIREMENTS: N
LEVEL OF SERVICE IMPACT: N/A

PROJECT NUMBER: C77876000

PROGRAM: GOVERNMENT FACILITIES

PROJECT DESCRIPTION:
Relocation of the Courts Juvenile Diversion Program (JDP) from the 8th floor of 700 Twiggs St to new offices within the existing vacated 3,300 square foot Clerk's Traffic Department located in 1st Floor of Pat Collier Frank Courthouse located at 419 Pierce Street, Tampa.

OPERATING COST IMPACT:
No significant change in operating cost is anticipated.

PROJECT COMPLETION DATE: Dec 2023

Neighborhood Community Area:
City of Tampa

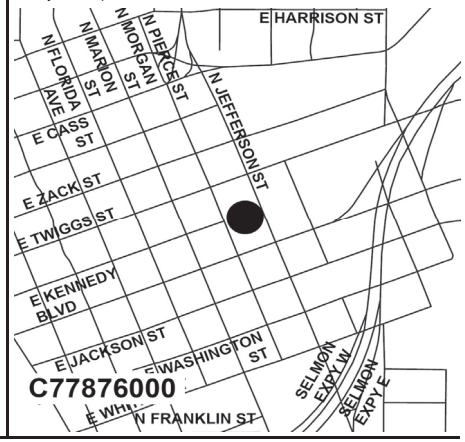

Sources of Funds (in $000s)	Total Estimated Sources	Prior Funding	FY 23 Carryforward	FY 23 Additional	FY 24	FY 25	FY 26	FY 27	Future
ARP Funds	$0	$0	$0	$0	$0	$0	$0	$0	$0
Community Invest. Tax I	0	0	0	0	0	0	0	0	0
Community Invest. Tax II	0	0	0	0	0	0	0	0	0
Community Invest. Tax III	0	0	0	0	0	0	0	0	0
Community Invest. Tax IV	0	0	0	0	0	0	0	0	0
Enterprise Fees	0	0	0	0	0	0	0	0	0
Financing	0	0	0	0	0	0	0	0	0
General Revenues-CW	600	13	487	100	0	0	0	0	0
General Revenues-R3M	0	0	0	0	0	0	0	0	0
General Revenues-UA	0	0	0	0	0	0	0	0	0
Grants & County Match	0	0	0	0	0	0	0	0	0
Library Fund	0	0	0	0	0	0	0	0	0
Other	0	0	0	0	0	0	0	0	0
Undetermined	0	0	0	0	0	0	0	0	0
Subtotal FY 23			$487	$100					
Total	**$600**	**$13**	**$587**		**$0**	**$0**	**$0**	**$0**	**$0**

Uses of Funds (in $000s)	Total Estimated Cost	Prior Expenses	FY 23 Carryforward	FY 23 Additional	FY 24	FY 25	FY 26	FY 27	Future
Capital [1]	$600	$13	$487	$100	$0	$0	$0	$0	$0
Contributions [2]	0	0	0	0	0	0	0	0	0
Non-Capital [3]	0	0	0	0	0	0	0	0	0
Subtotal FY 23			$487	$100					
Total	**$600**	**$13**	**$587**		**$0**	**$0**	**$0**	**$0**	**$0**

[1] Capital includes, but is not limited to, expenses related to capitalizable Development, Design, Land Acquisition, Equipment, Construction and Administration required to complete the project.
[2] Contributions includes, but is not limited to, funding through an agreement to other Government Agencies, Youth Organizations, Cultural Service Organizations and other Non-Profit Organizations.
[3] Non-Capital includes, but is not limited to, expenses related to Building Maintenance, Grounds & Landscaping Maintenance, Non-Capitalizable Equipment and other Professional Services.

PROJECT TITLE:
ROGER STEWART COMPLEX CARPET REPLACEMENTS (R3M)
CIE REQUIREMENTS: N
LEVEL OF SERVICE IMPACT: N/A

PROJECT NUMBER: C77865000

PROGRAM: GOVERNMENT FACILITIES

PROJECT DESCRIPTION:
Project is for replacing the deteriorated carpet at the Roger Stewart Complex as part of scheduled lifecycle replacement in accordance with the Repair, Renovation, Replacement and Maintenance (R3M) Program.

OPERATING COST IMPACT:
No significant change in operating cost is anticipated.

PROJECT COMPLETION DATE: Sep 2023

Neighborhood Community Area:
East Lake Orient Park

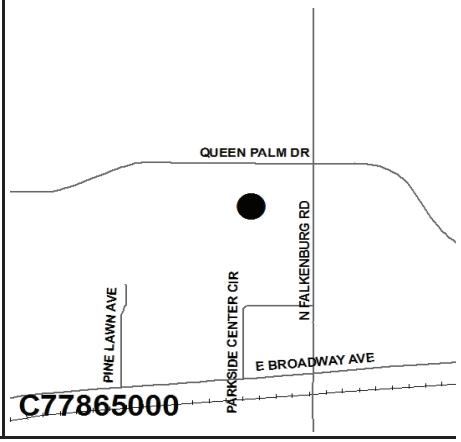

Sources of Funds (in $000s)	Total Estimated Sources	Prior Funding	FY 23 Carryforward	FY 23 Additional	FY 24	FY 25	FY 26	FY 27	Future
ARP Funds	$0	$0	$0	$0	$0	$0	$0	$0	$0
Community Invest. Tax I	0	0	0	0	0	0	0	0	0
Community Invest. Tax II	0	0	0	0	0	0	0	0	0
Community Invest. Tax III	0	0	0	0	0	0	0	0	0
Community Invest. Tax IV	0	0	0	0	0	0	0	0	0
Enterprise Fees	0	0	0	0	0	0	0	0	0
Financing	0	0	0	0	0	0	0	0	0
General Revenues-CW	0	0	0	0	0	0	0	0	0
General Revenues-R3M	300	213	87	0	0	0	0	0	0
General Revenues-UA	0	0	0	0	0	0	0	0	0
Grants & County Match	0	0	0	0	0	0	0	0	0
Library Fund	0	0	0	0	0	0	0	0	0
Other	0	0	0	0	0	0	0	0	0
Undetermined	0	0	0	0	0	0	0	0	0
Subtotal FY 23			$87	$0					
Total	**$300**	**$213**	**$87**		**$0**	**$0**	**$0**	**$0**	**$0**

Uses of Funds (in $000s)	Total Estimated Cost	Prior Expenses	FY 23 Carryforward	FY 23 Additional	FY 24	FY 25	FY 26	FY 27	Future
Capital [1]	$0	$0	$0	$0	$0	$0	$0	$0	$0
Contributions [2]	0	0	0	0	0	0	0	0	0
Non-Capital [3]	300	213	87	0	0	0	0	0	0
Subtotal FY 23			$87	$0					
Total	**$300**	**$213**	**$87**		**$0**	**$0**	**$0**	**$0**	**$0**

[1] Capital includes, but is not limited to, expenses related to capitalizable Development, Design, Land Acquisition, Equipment, Construction and Administration required to complete the project.
[2] Contributions includes, but is not limited to, funding through an agreement to other Government Agencies, Youth Organizations, Cultural Service Organizations and other Non-Profit Organizations.
[3] Non-Capital includes, but is not limited to, expenses related to Building Maintenance, Grounds & Landscaping Maintenance, Non-Capitalizable Equipment and other Professional Services.

PROJECT TITLE: ROGER STEWART HURRICANE CURTAIN REPLACEMENT (R3M)
PROJECT NUMBER: C77884000
CIE REQUIREMENTS: N
LEVEL OF SERVICE IMPACT: N/A
PROGRAM: GOVERNMENT FACILITIES

PROJECT DESCRIPTION:
This project is for the scheduled life cycle replacement of the hurricane window curtains that have reached their life expectancy and can no longer be repaired.

OPERATING COST IMPACT:
No significant change in operating cost is anticipated.

PROJECT COMPLETION DATE: Sep 2023

Neighborhood Community Area:
East Lake Orient Park

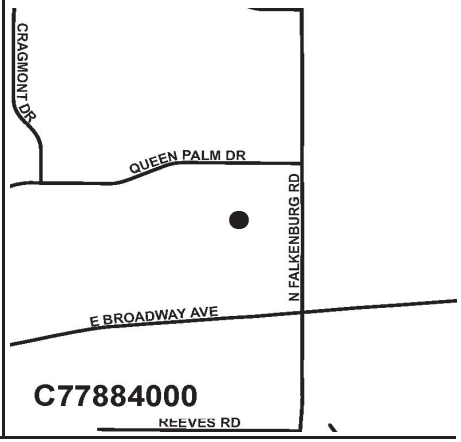

Sources of Funds (in $000s)	Total Estimated Sources	Prior Funding	FY 23 Carryforward	FY 23 Additional	FY 24	FY 25	FY 26	FY 27	Future
ARP Funds	$0	$0	$0	$0	$0	$0	$0	$0	$0
Community Invest. Tax I	0	0	0	0	0	0	0	0	0
Community Invest. Tax II	0	0	0	0	0	0	0	0	0
Community Invest. Tax III	0	0	0	0	0	0	0	0	0
Community Invest. Tax IV	0	0	0	0	0	0	0	0	0
Enterprise Fees	0	0	0	0	0	0	0	0	0
Financing	0	0	0	0	0	0	0	0	0
General Revenues-CW	0	0	0	0	0	0	0	0	0
General Revenues-R3M	400	0	0	400	0	0	0	0	0
General Revenues-UA	0	0	0	0	0	0	0	0	0
Grants & County Match	0	0	0	0	0	0	0	0	0
Library Fund	0	0	0	0	0	0	0	0	0
Other	0	0	0	0	0	0	0	0	0
Undetermined	0	0	0	0	0	0	0	0	0
Subtotal FY 23			$0	$400					
Total	**$400**	**$0**	**$400**		**$0**	**$0**	**$0**	**$0**	**$0**

Uses of Funds (in $000s)	Total Estimated Cost	Prior Expenses	FY 23 Carryforward	FY 23 Additional	FY 24	FY 25	FY 26	FY 27	Future
Capital [1]	$0	$0	$0	$0	$0	$0	$0	$0	$0
Contributions [2]	0	0	0	0	0	0	0	0	0
Non-Capital [3]	400	0	0	400	0	0	0	0	0
Subtotal FY 23			$0	$400					
Total	**$400**	**$0**	**$400**		**$0**	**$0**	**$0**	**$0**	**$0**

[1] Capital includes, but is not limited to, expenses related to capitalizable Development, Design, Land Acquisition, Equipment, Construction and Administration required to complete the project.
[2] Contributions includes, but is not limited to, funding through an agreement to other Government Agencies, Youth Organizations, Cultural Service Organizations and other Non-Profit Organizations.
[3] Non-Capital includes, but is not limited to, expenses related to Building Maintenance, Grounds & Landscaping Maintenance, Non-Capitalizable Equipment and other Professional Services.

PROJECT TITLE: SECURITY ENHANCEMENTS AT COUNTY FACILITIES (MP)
PROJECT NUMBER: C77857000
CIE REQUIREMENTS: N
LEVEL OF SERVICE IMPACT: N/A
PROGRAM: GOVERNMENT FACILITIES

PROJECT DESCRIPTION:
This project is for the purpose of providing security improvements to the County Center and other County buildings as budget will allow. Work will include construction / build out as well as new equipment.

OPERATING COST IMPACT:
No significant change in operating cost is anticipated.

PROJECT COMPLETION DATE: Ongoing

Neighborhood Community Area:
Countywide

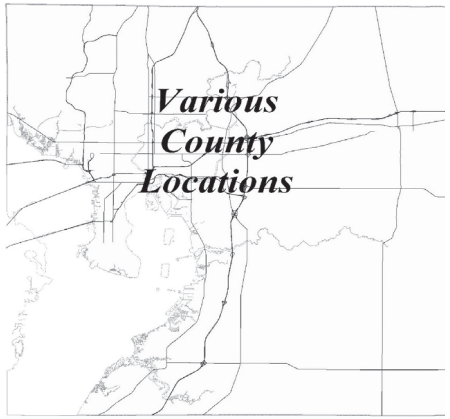

Sources of Funds (in $000s)	Total Estimated Sources	Prior Funding	FY 23 Carryforward	FY 23 Additional	FY 24	FY 25	FY 26	FY 27	Future
ARP Funds	$0	$0	$0	$0	$0	$0	$0	$0	$0
Community Invest. Tax I	0	0	0	0	0	0	0	0	0
Community Invest. Tax II	0	0	0	0	0	0	0	0	0
Community Invest. Tax III	0	0	0	0	0	0	0	0	0
Community Invest. Tax IV	0	0	0	0	0	0	0	0	0
Enterprise Fees	0	0	0	0	0	0	0	0	0
Financing	0	0	0	0	0	0	0	0	0
General Revenues-CW	2,650	1,843	807	0	0	0	0	0	0
General Revenues-R3M	0	0	0	0	0	0	0	0	0
General Revenues-UA	675	205	470	0	0	0	0	0	0
Grants & County Match	0	0	0	0	0	0	0	0	0
Library Fund	0	0	0	0	0	0	0	0	0
Other	0	0	0	0	0	0	0	0	0
Undetermined	0	0	0	0	0	0	0	0	0
Subtotal FY 23			$1,276	$0					
Total	**$3,325**	**$2,049**	**$1,276**		**$0**	**$0**	**$0**	**$0**	**$0**

Uses of Funds (in $000s)	Total Estimated Cost	Prior Expenses	FY 23 Carryforward	FY 23 Additional	FY 24	FY 25	FY 26	FY 27	Future
Capital [1]	$3,037	$1,861	$1,176	$0	$0	$0	$0	$0	$0
Contributions [2]	0	0	0	0	0	0	0	0	0
Non-Capital [3]	288	188	100	0	0	0	0	0	0
Subtotal FY 23			$1,276	$0					
Total	**$3,325**	**$2,049**	**$1,276**		**$0**	**$0**	**$0**	**$0**	**$0**

[1] Capital includes, but is not limited to, expenses related to capitalizable Development, Design, Land Acquisition, Equipment, Construction and Administration required to complete the project.
[2] Contributions includes, but is not limited to, funding through an agreement to other Government Agencies, Youth Organizations, Cultural Service Organizations and other Non-Profit Organizations.
[3] Non-Capital includes, but is not limited to, expenses related to Building Maintenance, Grounds & Landscaping Maintenance, Non-Capitalizable Equipment and other Professional Services.

PROJECT TITLE:
SOLAR PROJECTS VARIOUS BUILDINGS (MP)
CIE REQUIREMENTS: N
LEVEL OF SERVICE IMPACT: N/A

PROJECT NUMBER: C77848000

PROGRAM: GOVERNMENT FACILITIES

PROJECT DESCRIPTION:
The project includes planning, design and construction for a phased implementation of the countywide solar energy project for County facilities as part of the County's sustainability initiative. The project will provide solar power at up to 20 – 25 locations as budget will allow and is anticipated to result in overall energy savings of 15% to 20% for these locations.

OPERATING COST IMPACT:
Net savings to be determined during design.

PROJECT COMPLETION DATE: Ongoing

Neighborhood Community Area:
Various

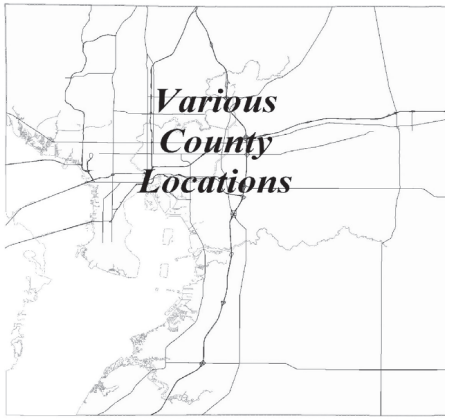

Sources of Funds (in $000s)	Total Estimated Sources	Prior Funding	FY 23 Carryforward	FY 23 Additional	FY 24	FY 25	FY 26	FY 27	Future
ARP Funds	$0	$0	$0	$0	$0	$0	$0	$0	$0
Community Invest. Tax I	0	0	0	0	0	0	0	0	0
Community Invest. Tax II	0	0	0	0	0	0	0	0	0
Community Invest. Tax III	0	0	0	0	0	0	0	0	0
Community Invest. Tax IV	0	0	0	0	0	0	0	0	0
Enterprise Fees	0	0	0	0	0	0	0	0	0
Financing	5,750	5,439	311	0	0	0	0	0	0
General Revenues-CW	0	0	0	0	0	0	0	0	0
General Revenues-R3M	0	0	0	0	0	0	0	0	0
General Revenues-UA	0	0	0	0	0	0	0	0	0
Grants & County Match	0	0	0	0	0	0	0	0	0
Library Fund	0	0	0	0	0	0	0	0	0
Other	0	0	0	0	0	0	0	0	0
Undetermined	0	0	0	0	0	0	0	0	0
Subtotal FY 23			$311	$0					
Total	**$5,750**	**$5,439**	**$311**		**$0**	**$0**	**$0**	**$0**	**$0**

Uses of Funds (in $000s)	Total Estimated Cost	Prior Expenses	FY 23 Carryforward	FY 23 Additional	FY 24	FY 25	FY 26	FY 27	Future
Capital [1]	$5,694	$5,383	$311	$0	$0	$0	$0	$0	$0
Contributions [2]	0	0	0	0	0	0	0	0	0
Non-Capital [3]	56	56	0	0	0	0	0	0	0
Subtotal FY 23			$311	$0					
Total	**$5,750**	**$5,439**	**$311**		**$0**	**$0**	**$0**	**$0**	**$0**

[1] Capital includes, but is not limited to, expenses related to capitalizable Development, Design, Land Acquisition, Equipment, Construction and Administration required to complete the project.
[2] Contributions includes, but is not limited to, funding through an agreement to other Government Agencies, Youth Organizations, Cultural Service Organizations and other Non-Profit Organizations.
[3] Non-Capital includes, but is not limited to, expenses related to Building Maintenance, Grounds & Landscaping Maintenance, Non-Capitalizable Equipment and other Professional Services.

PROJECT TITLE:
SOLAR PROJECTS VARIOUS BUILDINGS PHASE 2 (MP)
CIE REQUIREMENTS: N
LEVEL OF SERVICE IMPACT: N/A

PROJECT NUMBER: C77889000

PROGRAM: GOVERNMENT FACILITIES

PROJECT DESCRIPTION:
This project is for installing solar panel arrays on various new buildings and park light pole structures for continued sustainability efforts.

OPERATING COST IMPACT:
Net savings to be determined during design.

PROJECT COMPLETION DATE: Ongoing

Neighborhood Community Area:
Countywide

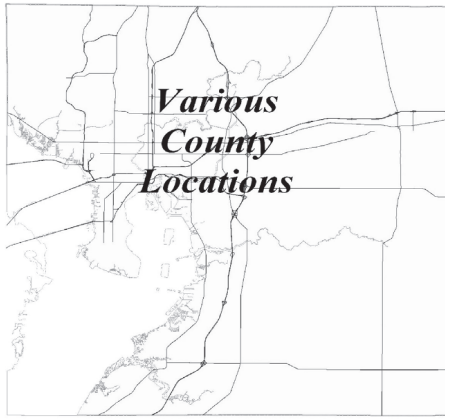

Sources of Funds (in $000s)	Total Estimated Sources	Prior Funding	FY 23 Carryforward	FY 23 Additional	FY 24	FY 25	FY 26	FY 27	Future
ARP Funds	$0	$0	$0	$0	$0	$0	$0	$0	$0
Community Invest. Tax I	0	0	0	0	0	0	0	0	0
Community Invest. Tax II	0	0	0	0	0	0	0	0	0
Community Invest. Tax III	0	0	0	0	0	0	0	0	0
Community Invest. Tax IV	0	0	0	0	0	0	0	0	0
Enterprise Fees	0	0	0	0	0	0	0	0	0
Financing	0	0	0	0	0	0	0	0	0
General Revenues-CW	100	0	0	100	0	0	0	0	0
General Revenues-R3M	0	0	0	0	0	0	0	0	0
General Revenues-UA	850	0	0	250	150	150	150	150	0
Grants & County Match	0	0	0	0	0	0	0	0	0
Library Fund	0	0	0	0	0	0	0	0	0
Other	0	0	0	0	0	0	0	0	0
Undetermined	0	0	0	0	0	0	0	0	0
Subtotal FY 23			$0	$350					
Total	**$950**	**$0**	**$350**		**$150**	**$150**	**$150**	**$150**	**$0**

Uses of Funds (in $000s)	Total Estimated Cost	Prior Expenses	FY 23 Carryforward	FY 23 Additional	FY 24	FY 25	FY 26	FY 27	Future
Capital [1]	$950	$0	$0	$350	$150	$150	$150	$150	$0
Contributions [2]	0	0	0	0	0	0	0	0	0
Non-Capital [3]	0	0	0	0	0	0	0	0	0
Subtotal FY 23			$0	$350					
Total	**$950**	**$0**	**$350**		**$150**	**$150**	**$150**	**$150**	**$0**

[1] Capital includes, but is not limited to, expenses related to capitalizable Development, Design, Land Acquisition, Equipment, Construction and Administration required to complete the project.
[2] Contributions includes, but is not limited to, funding through an agreement to other Government Agencies, Youth Organizations, Cultural Service Organizations and other Non-Profit Organizations.
[3] Non-Capital includes, but is not limited to, expenses related to Building Maintenance, Grounds & Landscaping Maintenance, Non-Capitalizable Equipment and other Professional Services.

PROJECT TITLE:
SOUTH COUNTY CULTURAL ARTS CENTER
CIE REQUIREMENTS: N
LEVEL OF SERVICE IMPACT: N/A

PROJECT NUMBER: C77840000

PROGRAM: GOVERNMENT FACILITIES

PROJECT DESCRIPTION:
The purpose of the project is to explore options and locations for a cultural arts center in southern Hillsborough County.

OPERATING COST IMPACT:
Operating cost impact will be determined once scope and location are determined.

PROJECT COMPLETION DATE: TBD

Neighborhood Community Area:
TBD

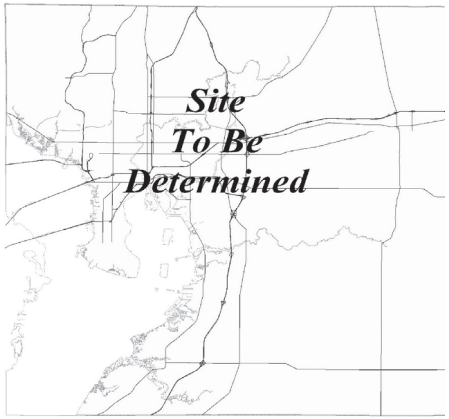

Sources of Funds (in $000s)	Total Estimated Sources	Prior Funding	FY 23 Carryforward	FY 23 Additional	FY 24	FY 25	FY 26	FY 27	Future
ARP Funds	$0	$0	$0	$0	$0	$0	$0	$0	$0
Community Invest. Tax I	0	0	0	0	0	0	0	0	0
Community Invest. Tax II	0	0	0	0	0	0	0	0	0
Community Invest. Tax III	0	0	0	0	0	0	0	0	0
Community Invest. Tax IV	0	0	0	0	0	0	0	0	0
Enterprise Fees	0	0	0	0	0	0	0	0	0
Financing	0	0	0	0	0	0	0	0	0
General Revenues-CW	0	0	0	0	0	0	0	0	0
General Revenues-R3M	0	0	0	0	0	0	0	0	0
General Revenues-UA	350	10	340	0	0	0	0	0	0
Grants & County Match	0	0	0	0	0	0	0	0	0
Library Fund	0	0	0	0	0	0	0	0	0
Other	0	0	0	0	0	0	0	0	0
Undetermined	3,000	0	0	0	0	0	0	0	3,000
Subtotal FY 23			$340	$0					
Total	**$3,350**	**$10**	**$340**		**$0**	**$0**	**$0**	**$0**	**$3,000**

Uses of Funds (in $000s)	Total Estimated Cost	Prior Expenses	FY 23 Carryforward	FY 23 Additional	FY 24	FY 25	FY 26	FY 27	Future
Capital [1]	$3,350	$10	$340	$0	$0	$0	$0	$0	$3,000
Contributions [2]	0	0	0	0	0	0	0	0	0
Non-Capital [3]	0	0	0	0	0	0	0	0	0
Subtotal FY 23			$340	$0					
Total	**$3,350**	**$10**	**$340**		**$0**	**$0**	**$0**	**$0**	**$3,000**

[1] Capital includes, but is not limited to, expenses related to capitalizable Development, Design, Land Acquisition, Equipment, Construction and Administration required to complete the project.
[2] Contributions includes, but is not limited to, funding through an agreement to other Government Agencies, Youth Organizations, Cultural Service Organizations and other Non-Profit Organizations.
[3] Non-Capital includes, but is not limited to, expenses related to Building Maintenance, Grounds & Landscaping Maintenance, Non-Capitalizable Equipment and other Professional Services.

PROJECT TITLE:
SOUTH COUNTY WORKFORCE CENTER
CIE REQUIREMENTS: N
LEVEL OF SERVICE IMPACT: N/A

PROJECT NUMBER: C77830000

PROGRAM: GOVERNMENT FACILITIES

PROJECT DESCRIPTION:
This is a future-funded project for the purpose of establishing a South County Workforce Center. Scope will be determined in the future.

OPERATING COST IMPACT:
There will be no operating cost impact to the County.

PROJECT COMPLETION DATE: TBD

Neighborhood Community Area:
TBD

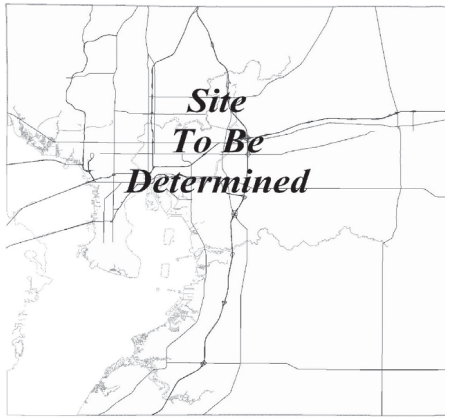

Sources of Funds (in $000s)	Total Estimated Sources	Prior Funding	FY 23 Carryforward	FY 23 Additional	FY 24	FY 25	FY 26	FY 27	Future
ARP Funds	$0	$0	$0	$0	$0	$0	$0	$0	$0
Community Invest. Tax I	0	0	0	0	0	0	0	0	0
Community Invest. Tax II	0	0	0	0	0	0	0	0	0
Community Invest. Tax III	0	0	0	0	0	0	0	0	0
Community Invest. Tax IV	0	0	0	0	0	0	0	0	0
Enterprise Fees	0	0	0	0	0	0	0	0	0
Financing	0	0	0	0	0	0	0	0	0
General Revenues-CW	0	0	0	0	0	0	0	0	0
General Revenues-R3M	0	0	0	0	0	0	0	0	0
General Revenues-UA	0	0	0	0	0	0	0	0	0
Grants & County Match	0	0	0	0	0	0	0	0	0
Library Fund	0	0	0	0	0	0	0	0	0
Other	0	0	0	0	0	0	0	0	0
Undetermined	3,000	0	0	0	0	0	0	0	3,000
Subtotal FY 23			$0	$0					
Total	**$3,000**	**$0**	**$0**		**$0**	**$0**	**$0**	**$0**	**$3,000**

Uses of Funds (in $000s)	Total Estimated Cost	Prior Expenses	FY 23 Carryforward	FY 23 Additional	FY 24	FY 25	FY 26	FY 27	Future
Capital [1]	$3,000	$0	$0	$0	$0	$0	$0	$0	$3,000
Contributions [2]	0	0	0	0	0	0	0	0	0
Non-Capital [3]	0	0	0	0	0	0	0	0	0
Subtotal FY 23			$0	$0					
Total	**$3,000**	**$0**	**$0**		**$0**	**$0**	**$0**	**$0**	**$3,000**

[1] Capital includes, but is not limited to, expenses related to capitalizable Development, Design, Land Acquisition, Equipment, Construction and Administration required to complete the project.
[2] Contributions includes, but is not limited to, funding through an agreement to other Government Agencies, Youth Organizations, Cultural Service Organizations and other Non-Profit Organizations.
[3] Non-Capital includes, but is not limited to, expenses related to Building Maintenance, Grounds & Landscaping Maintenance, Non-Capitalizable Equipment and other Professional Services.

PROJECT TITLE:
STATE ATTORNEY ADDITIONAL CONFERENCE ROOM
CIE REQUIREMENTS: N
LEVEL OF SERVICE IMPACT: N/A

PROJECT NUMBER: C77891000

PROGRAM: GOVERNMENT FACILITIES

PROJECT DESCRIPTION:
Design and build-out of existing reception area within 3rd Floor 419 Pierce Street Building to accommodate new Conference and Media Room for the State Attorney, the County and other agencies within the Court / County complex.

OPERATING COST IMPACT:
No significant change in operating cost is anticipated.

PROJECT COMPLETION DATE: TBD

Neighborhood Community Area:
City of Tampa

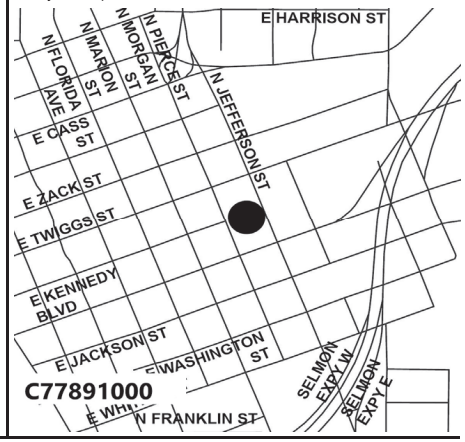

Sources of Funds ($000s)	Total Estimated Sources	Prior Funding	FY 23 Carryforward	FY 23 Additional	FY 24	FY 25	FY 26	FY 27	Future
ARP Funds	$0	$0	$0	$0	$0	$0	$0	$0	$0
Community Invest. Tax I	0	0	0	0	0	0	0	0	0
Community Invest. Tax II	0	0	0	0	0	0	0	0	0
Community Invest. Tax III	0	0	0	0	0	0	0	0	0
Community Invest. Tax IV	0	0	0	0	0	0	0	0	0
Enterprise Fees	0	0	0	0	0	0	0	0	0
Financing	0	0	0	0	0	0	0	0	0
General Revenues-CW	274	0	0	274	0	0	0	0	0
General Revenues-R3M	0	0	0	0	0	0	0	0	0
General Revenues-UA	0	0	0	0	0	0	0	0	0
Grants & County Match	0	0	0	0	0	0	0	0	0
Library Fund	0	0	0	0	0	0	0	0	0
Other	0	0	0	0	0	0	0	0	0
Undetermined	0	0	0	0	0	0	0	0	0
Subtotal FY 23			$0	$274					
Total	**$274**	**$0**	**$274**		**$0**	**$0**	**$0**	**$0**	**$0**

Uses of Funds ($000s)	Total Estimated Cost	Prior Expenses	FY 23 Carryforward	FY 23 Additional	FY 24	FY 25	FY 26	FY 27	Future
Capital [1]	$274	$0	$0	$274	$0	$0	$0	$0	$0
Contributions [2]	0	0	0	0	0	0	0	0	0
Non-Capital [3]	0	0	0	0	0	0	0	0	0
Subtotal FY 23			$0	$274					
Total	**$274**	**$0**	**$274**		**$0**	**$0**	**$0**	**$0**	**$0**

[1] Capital includes, but is not limited to, expenses related to capitalizable Development, Design, Land Acquisition, Equipment, Construction and Administration required to complete the project.
[2] Contributions includes, but is not limited to, funding through an agreement to other Government Agencies, Youth Organizations, Cultural Service Organizations and other Non-Profit Organizations.
[3] Non-Capital includes, but is not limited to, expenses related to Building Maintenance, Grounds & Landscaping Maintenance, Non-Capitalizable Equipment and other Professional Services.

PROJECT TITLE:
TAMPA BAY WATER LAND ACQUISITION
CIE REQUIREMENTS: N
LEVEL OF SERVICE IMPACT: N/A

PROJECT NUMBER: C77890000

PROGRAM: GOVERNMENT FACILITIES

PROJECT DESCRIPTION:
Purchase of land located within the Falkenburg Complex on Columbus Drive to accommodate future County facilities.

OPERATING COST IMPACT:
To be determined.

PROJECT COMPLETION DATE: TBD

Neighborhood Community Area:
Brandon

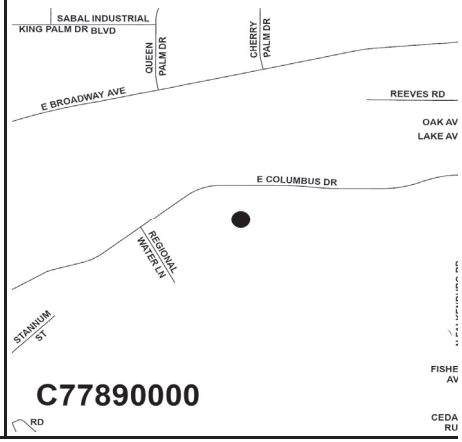

Sources of Funds ($000s)	Total Estimated Sources	Prior Funding	FY 23 Carryforward	FY 23 Additional	FY 24	FY 25	FY 26	FY 27	Future
ARP Funds	$0	$0	$0	$0	$0	$0	$0	$0	$0
Community Invest. Tax I	0	0	0	0	0	0	0	0	0
Community Invest. Tax II	0	0	0	0	0	0	0	0	0
Community Invest. Tax III	0	0	0	0	0	0	0	0	0
Community Invest. Tax IV	0	0	0	0	0	0	0	0	0
Enterprise Fees	0	0	0	0	0	0	0	0	0
Financing	0	0	0	0	0	0	0	0	0
General Revenues-CW	3,713	0	0	3,713	0	0	0	0	0
General Revenues-R3M	0	0	0	0	0	0	0	0	0
General Revenues-UA	788	0	0	788	0	0	0	0	0
Grants & County Match	0	0	0	0	0	0	0	0	0
Library Fund	0	0	0	0	0	0	0	0	0
Other	0	0	0	0	0	0	0	0	0
Undetermined	0	0	0	0	0	0	0	0	0
Subtotal FY 23			$0	$4,500					
Total	**$4,500**	**$0**	**$4,500**		**$0**	**$0**	**$0**	**$0**	**$0**

Uses of Funds ($000s)	Total Estimated Cost	Prior Expenses	FY 23 Carryforward	FY 23 Additional	FY 24	FY 25	FY 26	FY 27	Future
Capital [1]	$4,500	$0	$0	$4,500	$0	$0	$0	$0	$0
Contributions [2]	0	0	0	0	0	0	0	0	0
Non-Capital [3]	0	0	0	0	0	0	0	0	0
Subtotal FY 23			$0	$4,500					
Total	**$4,500**	**$0**	**$4,500**		**$0**	**$0**	**$0**	**$0**	**$0**

[1] Capital includes, but is not limited to, expenses related to capitalizable Development, Design, Land Acquisition, Equipment, Construction and Administration required to complete the project.
[2] Contributions includes, but is not limited to, funding through an agreement to other Government Agencies, Youth Organizations, Cultural Service Organizations and other Non-Profit Organizations.
[3] Non-Capital includes, but is not limited to, expenses related to Building Maintenance, Grounds & Landscaping Maintenance, Non-Capitalizable Equipment and other Professional Services.

PROJECT TITLE:
TRAFFIC MANAGEMENT CENTER
CIE REQUIREMENTS: Y
LEVEL OF SERVICE IMPACT: E,F

PROJECT NUMBER: C69107000

PROGRAM: GOVERNMENT FACILITIES

PROJECT DESCRIPTION:
This project is for the purpose of upgrades to traffic control systems, equipment and facilities as required by the Public Works Department / Transportation Division. The carry forward funds in FY 22 will supplement improvements to the hardened consolidated Traffic Maintenance Facility.

OPERATING COST IMPACT:
No significant change in operating cost is anticipated.

PROJECT COMPLETION DATE: Post Construction

Neighborhood Community Area:
Various

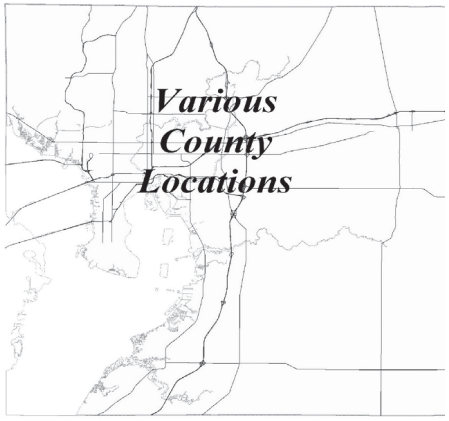

Sources of Funds (in $000s)	Total Estimated Sources	Prior Funding	FY 23 Carryforward	FY 23 Additional	FY 24	FY 25	FY 26	FY 27	Future
ARP Funds	$0	$0	$0	$0	$0	$0	$0	$0	$0
Community Invest. Tax I	0	0	0	0	0	0	0	0	0
Community Invest. Tax II	7,500	6,886	614	0	0	0	0	0	0
Community Invest. Tax III	0	0	0	0	0	0	0	0	0
Community Invest. Tax IV	0	0	0	0	0	0	0	0	0
Enterprise Fees	0	0	0	0	0	0	0	0	0
Financing	0	0	0	0	0	0	0	0	0
General Revenues-CW	0	0	0	0	0	0	0	0	0
General Revenues-R3M	0	0	0	0	0	0	0	0	0
General Revenues-UA	0	0	0	0	0	0	0	0	0
Grants & County Match	0	0	0	0	0	0	0	0	0
Library Fund	0	0	0	0	0	0	0	0	0
Other	0	0	0	0	0	0	0	0	0
Undetermined	0	0	0	0	0	0	0	0	0
Subtotal FY 23			$614	$0					
Total	**$7,500**	**$6,886**	**$614**		**$0**	**$0**	**$0**	**$0**	**$0**

Uses of Funds (in $000s)	Total Estimated Cost	Prior Expenses	FY 23 Carryforward	FY 23 Additional	FY 24	FY 25	FY 26	FY 27	Future
Capital [1]	$5,313	$4,698	$614	$0	$0	$0	$0	$0	$0
Contributions [2]	0	0	0	0	0	0	0	0	0
Non-Capital [3]	2,187	2,187	0	0	0	0	0	0	0
Subtotal FY 23			$614	$0					
Total	**$7,500**	**$6,886**	**$614**		**$0**	**$0**	**$0**	**$0**	**$0**

[1] Capital includes, but is not limited to, expenses related to capitalizable Development, Design, Land Acquisition, Equipment, Construction and Administration required to complete the project.
[2] Contributions includes, but is not limited to, funding through an agreement to other Government Agencies, Youth Organizations, Cultural Service Organizations and other Non-Profit Organizations.
[3] Non-Capital includes, but is not limited to, expenses related to Building Maintenance, Grounds & Landscaping Maintenance, Non-Capitalizable Equipment and other Professional Services.

PROJECT TITLE:
UNINCORPORATED PAINTING MULTIPLE BUILDINGS (R3M) (MP)
CIE REQUIREMENTS: N
LEVEL OF SERVICE IMPACT: N/A

PROJECT NUMBER: C77869000

PROGRAM: GOVERNMENT FACILITIES

PROJECT DESCRIPTION:
Project is for repainting interiors and exteriors of various County buildings as part of scheduled lifecycle replacement in accordance with the Repair, Renovation, Replacement and Maintenance (R3M) Program.

OPERATING COST IMPACT:
No significant change in operating cost is anticipated.

PROJECT COMPLETION DATE: Sep 2024

Neighborhood Community Area:
Countywide

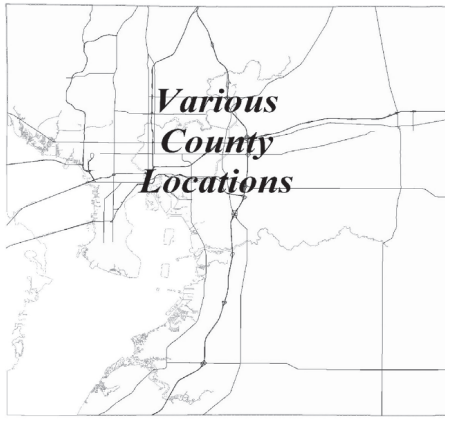

Sources of Funds (in $000s)	Total Estimated Sources	Prior Funding	FY 23 Carryforward	FY 23 Additional	FY 24	FY 25	FY 26	FY 27	Future
ARP Funds	$0	$0	$0	$0	$0	$0	$0	$0	$0
Community Invest. Tax I	0	0	0	0	0	0	0	0	0
Community Invest. Tax II	0	0	0	0	0	0	0	0	0
Community Invest. Tax III	0	0	0	0	0	0	0	0	0
Community Invest. Tax IV	0	0	0	0	0	0	0	0	0
Enterprise Fees	0	0	0	0	0	0	0	0	0
Financing	0	0	0	0	0	0	0	0	0
General Revenues-CW	0	0	0	0	0	0	0	0	0
General Revenues-R3M	700	116	384	200	0	0	0	0	0
General Revenues-UA	0	0	0	0	0	0	0	0	0
Grants & County Match	0	0	0	0	0	0	0	0	0
Library Fund	0	0	0	0	0	0	0	0	0
Other	0	0	0	0	0	0	0	0	0
Undetermined	0	0	0	0	0	0	0	0	0
Subtotal FY 23			$384	$200					
Total	**$700**	**$116**	**$584**		**$0**	**$0**	**$0**	**$0**	**$0**

Uses of Funds (in $000s)	Total Estimated Cost	Prior Expenses	FY 23 Carryforward	FY 23 Additional	FY 24	FY 25	FY 26	FY 27	Future
Capital [1]	$0	$0	$0	$0	$0	$0	$0	$0	$0
Contributions [2]	0	0	0	0	0	0	0	0	0
Non-Capital [3]	700	116	384	200	0	0	0	0	0
Subtotal FY 23			$384	$200					
Total	**$700**	**$116**	**$584**		**$0**	**$0**	**$0**	**$0**	**$0**

[1] Capital includes, but is not limited to, expenses related to capitalizable Development, Design, Land Acquisition, Equipment, Construction and Administration required to complete the project.
[2] Contributions includes, but is not limited to, funding through an agreement to other Government Agencies, Youth Organizations, Cultural Service Organizations and other Non-Profit Organizations.
[3] Non-Capital includes, but is not limited to, expenses related to Building Maintenance, Grounds & Landscaping Maintenance, Non-Capitalizable Equipment and other Professional Services.

PROJECT TITLE: UNINCORPORATED PARKING LOT AND PAVEMENT RENOVATIONS (R3M) (MP)
PROJECT NUMBER: C77868000
CIE REQUIREMENTS: N
LEVEL OF SERVICE IMPACT: N/A
PROGRAM: GOVERNMENT FACILITIES

PROJECT DESCRIPTION:
Project is for repaving and restriping parking lots and roadways at various County locations as part of scheduled lifecycle replacement in accordance with the Repair, Renovation, Replacement and Maintenance (R3M) Program.

OPERATING COST IMPACT:
No significant change in operating cost is anticipated.

PROJECT COMPLETION DATE: Ongoing

Neighborhood Community Area:
Countywide

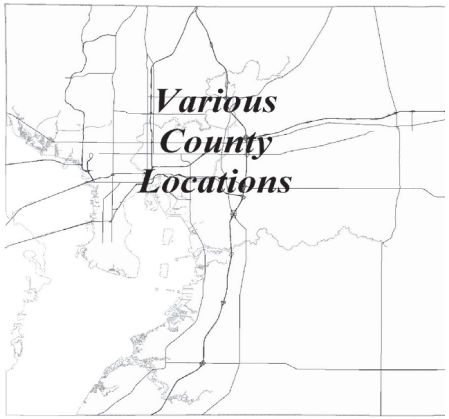

Sources of Funds (in $000s)	Total Estimated Sources	Prior Funding	FY 23 Carryforward	FY 23 Additional	FY 24	FY 25	FY 26	FY 27	Future
ARP Funds	$0	$0	$0	$0	$0	$0	$0	$0	$0
Community Invest. Tax I	0	0	0	0	0	0	0	0	0
Community Invest. Tax II	0	0	0	0	0	0	0	0	0
Community Invest. Tax III	0	0	0	0	0	0	0	0	0
Community Invest. Tax IV	0	0	0	0	0	0	0	0	0
Enterprise Fees	0	0	0	0	0	0	0	0	0
Financing	0	0	0	0	0	0	0	0	0
General Revenues-CW	0	0	0	0	0	0	0	0	0
General Revenues-R3M	2,400	806	1,194	400	0	0	0	0	0
General Revenues-UA	0	0	0	0	0	0	0	0	0
Grants & County Match	0	0	0	0	0	0	0	0	0
Library Fund	0	0	0	0	0	0	0	0	0
Other	0	0	0	0	0	0	0	0	0
Undetermined	0	0	0	0	0	0	0	0	0
Subtotal FY 23			$1,194	$400					
Total	**$2,400**	**$806**	**$1,594**		**$0**	**$0**	**$0**	**$0**	**$0**

Uses of Funds (in $000s)	Total Estimated Cost	Prior Expenses	FY 23 Carryforward	FY 23 Additional	FY 24	FY 25	FY 26	FY 27	Future
Capital [1]	$0	$0	$0	$0	$0	$0	$0	$0	$0
Contributions [2]	0	0	0	0	0	0	0	0	0
Non-Capital [3]	2,400	806	1,194	400	0	0	0	0	0
Subtotal FY 23			$1,194	$400					
Total	**$2,400**	**$806**	**$1,594**		**$0**	**$0**	**$0**	**$0**	**$0**

[1] Capital includes, but is not limited to, expenses related to capitalizable Development, Design, Land Acquisition, Equipment, Construction and Administration required to complete the project.
[2] Contributions includes, but is not limited to, funding through an agreement to other Government Agencies, Youth Organizations, Cultural Service Organizations and other Non-Profit Organizations.
[3] Non-Capital includes, but is not limited to, expenses related to Building Maintenance, Grounds & Landscaping Maintenance, Non-Capitalizable Equipment and other Professional Services.

PROJECT TITLE: UNINCORPORATED R3M PROGRAM (MP)
PROJECT NUMBER: CM1300000
CIE REQUIREMENTS: N
LEVEL OF SERVICE IMPACT: N/A
PROGRAM: GOVERNMENT FACILITIES

PROJECT DESCRIPTION:
The main purpose of the R3M Program is asset preservation. The program includes the Repair, Renovation, Replacement and Maintenance of existing systems at County owned buildings and facilities to maintain a consistent service level over the life of the asset and to maximize the useful life of the asset.

OPERATING COST IMPACT:
No significant change in operating cost is anticipated.

PROJECT COMPLETION DATE: Ongoing

Neighborhood Community Area:
Countywide

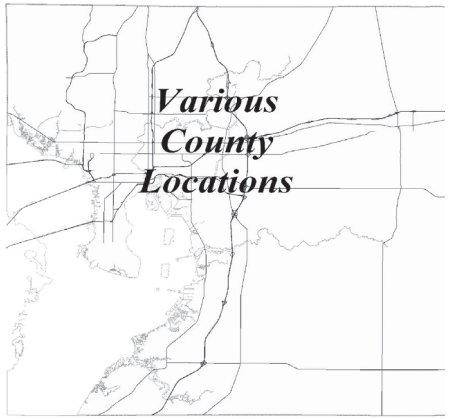

Sources of Funds (in $000s)	Total Estimated Sources	Prior Funding	FY 23 Carryforward	FY 23 Additional	FY 24	FY 25	FY 26	FY 27	Future
ARP Funds	$0	$0	$0	$0	$0	$0	$0	$0	$0
Community Invest. Tax I	0	0	0	0	0	0	0	0	0
Community Invest. Tax II	0	0	0	0	0	0	0	0	0
Community Invest. Tax III	0	0	0	0	0	0	0	0	0
Community Invest. Tax IV	0	0	0	0	0	0	0	0	0
Enterprise Fees	0	0	0	0	0	0	0	0	0
Financing	0	0	0	0	0	0	0	0	0
General Revenues-CW	0	0	0	0	0	0	0	0	0
General Revenues-R3M	16,261	12,329	1,323	2,609	0	0	0	0	0
General Revenues-UA	0	0	0	0	0	0	0	0	0
Grants & County Match	0	0	0	0	0	0	0	0	0
Library Fund	0	0	0	0	0	0	0	0	0
Other	0	0	0	0	0	0	0	0	0
Undetermined	0	0	0	0	0	0	0	0	0
Subtotal FY 23			$1,323	$2,609					
Total	**$16,261**	**$12,329**	**$3,932**		**$0**	**$0**	**$0**	**$0**	**$0**

Uses of Funds (in $000s)	Total Estimated Cost	Prior Expenses	FY 23 Carryforward	FY 23 Additional	FY 24	FY 25	FY 26	FY 27	Future
Capital [1]	$0	$0	$0	$0	$0	$0	$0	$0	$0
Contributions [2]	0	0	0	0	0	0	0	0	0
Non-Capital [3]	16,261	12,329	1,323	2,609	0	0	0	0	0
Subtotal FY 23			$1,323	$2,609					
Total	**$16,261**	**$12,329**	**$3,932**		**$0**	**$0**	**$0**	**$0**	**$0**

[1] Capital includes, but is not limited to, expenses related to capitalizable Development, Design, Land Acquisition, Equipment, Construction and Administration required to complete the project.
[2] Contributions includes, but is not limited to, funding through an agreement to other Government Agencies, Youth Organizations, Cultural Service Organizations and other Non-Profit Organizations.
[3] Non-Capital includes, but is not limited to, expenses related to Building Maintenance, Grounds & Landscaping Maintenance, Non-Capitalizable Equipment and other Professional Services.

PROJECT TITLE:
UNIVERSITY COMMUNITY RESOURCE CENTER HVAC REPLACEMENT (R3M)
CIE REQUIREMENTS: N
LEVEL OF SERVICE IMPACT: N/A

PROJECT NUMBER: C77861000
PROGRAM: GOVERNMENT FACILITIES

PROJECT DESCRIPTION:
Project is to replace the HVAC system that has reached it's life expectancy as part of scheduled lifecycle replacement in accordance with the Repair, Renovation, Replacement and Maintenance (R3M) Program.

OPERATING COST IMPACT:
No significant change in operating cost is anticipated.

PROJECT COMPLETION DATE: Sep 2023

Neighborhood Community Area:
University Area Community

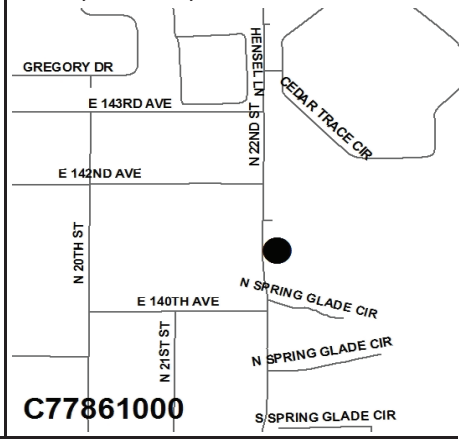

Sources of Funds (in $000s)	Total Estimated Sources	Prior Funding	FY 23 Carryforward	FY 23 Additional	FY 24	FY 25	FY 26	FY 27	Future
ARP Funds	$0	$0	$0	$0	$0	$0	$0	$0	$0
Community Invest. Tax I	0	0	0	0	0	0	0	0	0
Community Invest. Tax II	0	0	0	0	0	0	0	0	0
Community Invest. Tax III	0	0	0	0	0	0	0	0	0
Community Invest. Tax IV	0	0	0	0	0	0	0	0	0
Enterprise Fees	0	0	0	0	0	0	0	0	0
Financing	0	0	0	0	0	0	0	0	0
General Revenues-CW	0	0	0	0	0	0	0	0	0
General Revenues-R3M	600	9	291	300	0	0	0	0	0
General Revenues-UA	0	0	0	0	0	0	0	0	0
Grants & County Match	0	0	0	0	0	0	0	0	0
Library Fund	0	0	0	0	0	0	0	0	0
Other	0	0	0	0	0	0	0	0	0
Undetermined	0	0	0	0	0	0	0	0	0
Subtotal FY 23			$291	$300					
Total	**$600**	**$9**	**$591**		**$0**	**$0**	**$0**	**$0**	**$0**

Uses of Funds (in $000s)	Total Estimated Cost	Prior Expenses	FY 23 Carryforward	FY 23 Additional	FY 24	FY 25	FY 26	FY 27	Future
Capital [1]	$0	$0	$0	$0	$0	$0	$0	$0	$0
Contributions [2]	0	0	0	0	0	0	0	0	0
Non-Capital [3]	600	9	291	300	0	0	0	0	0
Subtotal FY 23			$291	$300					
Total	**$600**	**$9**	**$591**		**$0**	**$0**	**$0**	**$0**	**$0**

[1] Capital includes, but is not limited to, expenses related to capitalizable Development, Design, Land Acquisition, Equipment, Construction and Administration required to complete the project.
[2] Contributions includes, but is not limited to, funding through an agreement to other Government Agencies, Youth Organizations, Cultural Service Organizations and other Non-Profit Organizations.
[3] Non-Capital includes, but is not limited to, expenses related to Building Maintenance, Grounds & Landscaping Maintenance, Non-Capitalizable Equipment and other Professional Services.

PROJECT TITLE:
WEST TAMPA COMMUNITY RESOURCE CENTER
CIE REQUIREMENTS: N
LEVEL OF SERVICE IMPACT: N/A

PROJECT NUMBER: C77806000
PROGRAM: GOVERNMENT FACILITIES

PROJECT DESCRIPTION:
The project is for the purpose of replacing/redeveloping the West Tampa Neighborhood Resource Center located at 2103 N. Rome Avenue, Tampa, which includes the Mccloud Head Start Center. The services and building program will be evaluated in conjunction with the Board's designation of the property as the location for the future Hillsborough County African-American Arts & Cultural Center.

OPERATING COST IMPACT:
Operating costs to be determined in the future.

PROJECT COMPLETION DATE: TBD

Neighborhood Community Area:
City of Tampa

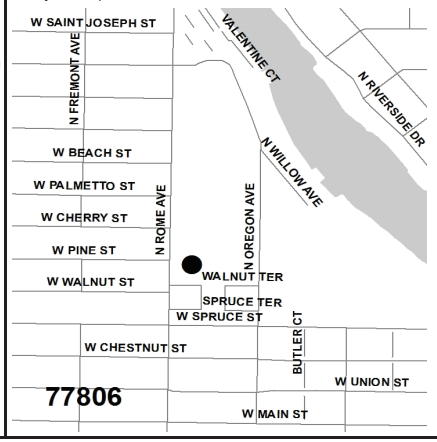

Sources of Funds (in $000s)	Total Estimated Sources	Prior Funding	FY 23 Carryforward	FY 23 Additional	FY 24	FY 25	FY 26	FY 27	Future
ARP Funds	$0	$0	$0	$0	$0	$0	$0	$0	$0
Community Invest. Tax I	0	0	0	0	0	0	0	0	0
Community Invest. Tax II	0	0	0	0	0	0	0	0	0
Community Invest. Tax III	0	0	0	0	0	0	0	0	0
Community Invest. Tax IV	0	0	0	0	0	0	0	0	0
Enterprise Fees	0	0	0	0	0	0	0	0	0
Financing	0	0	0	0	0	0	0	0	0
General Revenues-CW	2,000	0	2,000	0	0	0	0	0	0
General Revenues-R3M	0	0	0	0	0	0	0	0	0
General Revenues-UA	0	0	0	0	0	0	0	0	0
Grants & County Match	0	0	0	0	0	0	0	0	0
Library Fund	0	0	0	0	0	0	0	0	0
Other	0	0	0	0	0	0	0	0	0
Undetermined	0	0	0	0	0	0	0	0	0
Subtotal FY 23			$2,000	$0					
Total	**$2,000**	**$0**	**$2,000**		**$0**	**$0**	**$0**	**$0**	**$0**

Uses of Funds (in $000s)	Total Estimated Cost	Prior Expenses	FY 23 Carryforward	FY 23 Additional	FY 24	FY 25	FY 26	FY 27	Future
Capital [1]	$2,000	$0	$2,000	$0	$0	$0	$0	$0	$0
Contributions [2]	0	0	0	0	0	0	0	0	0
Non-Capital [3]	0	0	0	0	0	0	0	0	0
Subtotal FY 23			$2,000	$0					
Total	**$2,000**	**$0**	**$2,000**		**$0**	**$0**	**$0**	**$0**	**$0**

[1] Capital includes, but is not limited to, expenses related to capitalizable Development, Design, Land Acquisition, Equipment, Construction and Administration required to complete the project.
[2] Contributions includes, but is not limited to, funding through an agreement to other Government Agencies, Youth Organizations, Cultural Service Organizations and other Non-Profit Organizations.
[3] Non-Capital includes, but is not limited to, expenses related to Building Maintenance, Grounds & Landscaping Maintenance, Non-Capitalizable Equipment and other Professional Services.

Hillsborough County Florida

For more information, contact the Management & Budget Department
(813) 272-5890 • HCFLGov.net/Budget

Library Services Program

Hillsborough County Florida

For more information, contact the Management & Budget Department
(813) 272-5890 • HCFLGov.net/Budget

LIBRARY SERVICES PROGRAM
SOURCES AND USES OF FUNDS SUMMARY
(in thousands)

Sources of Funds:	TOTAL ESTIMATED SOURCES	PRIOR FUNDING	FY 23 Carryforward	FY 23 Additional	FY 24	FY 25	FY 26	FY 27	FUTURE
Grants & County Match	$500	$500	$0	$0	$0	$0	$0	$0	$0
Library Fund	71,285	30,261	28,416	12,607	0	0	0	0	0
Other	548	498	102	(52)	0	0	0	0	0
Subtotal FY 23			$28,518	$12,555					
Total	**$72,333**	**$31,259**	**$41,073**		**$0**	**$0**	**$0**	**$0**	**$0**

TOTAL FY 23 - FY 27 = $41,073

Uses of Funds:	TOTAL ESTIMATED COST	PRIOR EXPENSES	FY 23 Carryforward	FY 23 Additional	FY 24	FY 25	FY 26	FY 27	FUTURE
Capital [1]	$64,034	$26,212	$26,544	$11,277	$0	$0	$0	$0	$0
Contributions [2]	0	0	0	0	0	0	0	0	0
Non-Capital [3]	8,299	5,047	1,974	1,278	0	0	0	0	0
Subtotal FY 23			$28,518	$12,555					
Total	**$72,333**	**$31,259**	**$41,073**		**$0**	**$0**	**$0**	**$0**	**$0**

TOTAL FY 23 - FY 27 = $41,073

[1] Capital includes, but is not limited to, expenses related to capitalizable Development, Design, Land Acquisition, Equipment, Construction and Administration required to complete the project.

[2] Contributions includes, but is not limited to, funding through an agreement to other Government Agencies, Youth Organizations, Cultural Service Organizations and other Non-Profit Organizations.

[3] Non-Capital includes, but is not limited to, expenses related to Building Maintenance, Grounds & Landscaping Maintenance, Non-Capitalizable Equipment and other Professional Services.

LIBRARY SERVICES PROGRAM
COMPLETED AND CANCELED PROJECTS - FY 22

PROJECT NUMBER	PROJECT TITLE	ACTUAL/PROJECTED COMPLETION DATE [1]
COMPLETED PROJECTS		
C76038000	Lutz Library Renovation	Nov 2021

(1) - Includes projects anticipated to be completed by 9/30/22

LIBRARY SERVICES PROGRAM
PROJECTS SUMMARY SCHEDULE
(in thousands)

PROJECT NUMBER	PROJECT TITLE	TOTAL ESTIMATED COST	PRIOR EXPENSES	FY 23 Carryforward	FY 23 Additional	FY 24	FY 25	FY 26	FY 27	FUTURE	PROJECT COMPLETION DATE
C76039000	Austin Davis Library Renovation	$1,765	$326	$1,339	$100	$0	$0	$0	$0	$0	Oct 2023
C76033000	Brandon Library Replacement - Phase 2	12,500	27	12,473	0	0	0	0	0	0	TBD
C76030000	Burgert Brothers Photo Archive Preservation	1,650	906	744	0	0	0	0	0	0	Dec 2023
C76017000	C. Blythe Andrews, Jr. Library Expansion / Replacement	7,613	7,564	49	0	0	0	0	0	0	Post Construction
C76034000	Fendig Library Renovation	3,750	399	851	2,500	0	0	0	0	0	Dec 2023
C76047000	Fishhawk Library - PD&E	1,750	0	750	1,000	0	0	0	0	0	TBD
C76040000	John Germany (Main Library) Various Improvements and Planning Study	1,400	419	981	0	0	0	0	0	0	Ongoing
C76041000	Land Acquisition For Future Library Projects (MP)	1,040	19	1,021	0	0	0	0	0	0	Ongoing
C76029000	Landscape Renovation at Various Libraries (MP)	1,650	1,327	323	0	0	0	0	0	0	Ongoing
C76043000	Libraries Safety and Security Upgrades (MP)	1,650	350	1,300	0	0	0	0	0	0	Ongoing
CM1400000	Library R3M Program (MP)	3,773	2,949	644	180	0	0	0	0	0	Ongoing
C76038000	Lutz Library Renovation	665	655	135	(125)	0	0	0	0	0	Post Construction
C76048000*	North Tampa Library Chiller Replacement (R3M)	225	0	0	225	0	0	0	0	0	Sep 2024
C76035000	North Tampa Library Renovation	1,007	1,001	154	(148)	0	0	0	0	0	Post Construction
C76046000	Restroom Renovations at Various Libraries (MP)	1,650	46	954	650	0	0	0	0	0	Ongoing
C76016000	Riverview Library Expansion / Replacement	11,669	11,621	200	(152)	0	0	0	0	0	Post Construction
C76049000*	Ruskin Library Roof Replacement (R3M)	275	0	0	275	0	0	0	0	0	Sep 2023
C76051000*	Sentinel Bulletin Archiving	1,000	0	0	1,000	0	0	0	0	0	TBD
C76037000	Southshore Library Renovation	1,575	40	1,335	200	0	0	0	0	0	Jun 2024
C76045000	Thonotosassa Library Replacement	11,500	1,500	4,000	6,000	0	0	0	0	0	TBD
C76036000	Town 'N Country Library Renovation	2,525	2,079	446	0	0	0	0	0	0	Dec 2023
C76044000	West Tampa Library Renovation	950	30	820	100	0	0	0	0	0	Apr 2024
C76050000*	Wimauma Library	750	0	0	750	0	0	0	0	0	TBD
	Subtotal FY 23			$28,518	$12,555						
	Total Library Services Program	$72,333	$31,259	$41,073		$0	$0	$0	$0	$0	

TOTAL FY 23 - FY 27 = $41,073

* New Project TBD - To be Determined

(MP) - Master Project - A listing of sub-projects under this master project will appear in the Appendix section of the CIP document.

Note: Some projects have "Post Construction" in the Project Completion Date column. These projects have finished their primary construction phases and may have been placed in use; nevertheless, these projects still have unspent balances that are earmarked for post-construction project costs.

PROJECT TITLE:
AUSTIN DAVIS LIBRARY RENOVATION
CIE REQUIREMENTS: N
LEVEL OF SERVICE IMPACT: N/A

PROJECT NUMBER: C76039000

PROGRAM: LIBRARIES

PROJECT DESCRIPTION:
Interior renovations to improve library functionality and upgrade finishes and systems. The project includes furniture, fixtures and equipment (FF&E).

OPERATING COST IMPACT:
No significant change in operating cost is anticipated.

PROJECT COMPLETION DATE: Oct 2023

Neighborhood Community Area:
Keystone Odessa

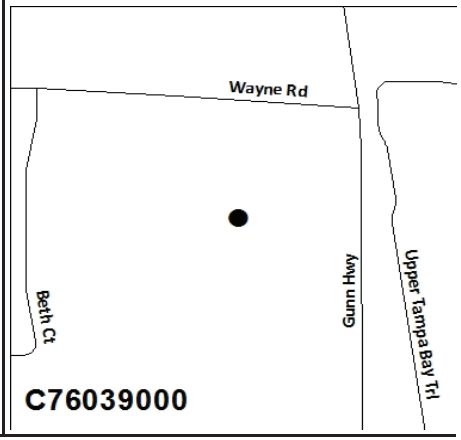

Sources of Funds ($000s)	Total Estimated Sources	Prior Funding	FY 23 Carryforward	FY 23 Additional	FY 24	FY 25	FY 26	FY 27	Future
Grants & County Match	$0	$0	$0	$0	$0	$0	$0	$0	$0
Library Fund	1,765	326	1,339	100	0	0	0	0	0
Other	0	0	0	0	0	0	0	0	0
Undetermined	0	0	0	0	0	0	0	0	0
Subtotal FY 23			$1,339	$100					
Total	**$1,765**	**$326**	**$1,439**		**$0**	**$0**	**$0**	**$0**	**$0**

Uses of Funds ($000s)	Total Estimated Cost	Prior Expenses	FY 23 Carryforward	FY 23 Additional	FY 24	FY 25	FY 26	FY 27	Future
Capital [1]	$1,746	$307	$1,339	$100	$0	$0	$0	$0	$0
Contributions [2]	0	0	0	0	0	0	0	0	0
Non-Capital [3]	19	19	0	0	0	0	0	0	0
Subtotal FY 23			$1,339	$100					
Total	**$1,765**	**$326**	**$1,439**		**$0**	**$0**	**$0**	**$0**	**$0**

[1] Capital includes, but is not limited to, expenses related to capitalizable Development, Design, Land Acquisition, Equipment, Construction and Administration required to complete the project.
[2] Contributions includes, but is not limited to, funding through an agreement to other Government Agencies, Youth Organizations, Cultural Service Organizations and other Non-Profit Organizations.
[3] Non-Capital includes, but is not limited to, expenses related to Building Maintenance, Grounds & Landscaping Maintenance, Non-Capitalizable Equipment and other Professional Services.

PROJECT TITLE:
BRANDON LIBRARY REPLACEMENT - PHASE 2
CIE REQUIREMENTS: N
LEVEL OF SERVICE IMPACT: N/A

PROJECT NUMBER: C76033000

PROGRAM: LIBRARIES

PROJECT DESCRIPTION:
Design and construction of a new Brandon Library on a site acquired in Phase 1 which was funded separately. The site is located on the North side of West Lumsden Road, approximately 600 feet West of Parsons Avenue between Parsons Ave. and Woodview Dr. within the Brandon Community. The new library program and size will be developed during the design phase.

OPERATING COST IMPACT:
To be determined.

PROJECT COMPLETION DATE: TBD

Neighborhood Community Area:
Brandon

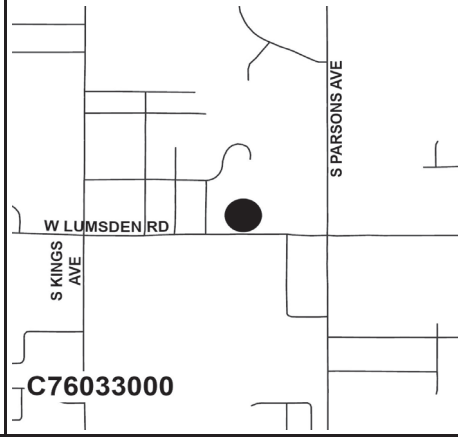

Sources of Funds ($000s)	Total Estimated Sources	Prior Funding	FY 23 Carryforward	FY 23 Additional	FY 24	FY 25	FY 26	FY 27	Future
Grants & County Match	$0	$0	$0	$0	$0	$0	$0	$0	$0
Library Fund	12,500	27	12,473	0	0	0	0	0	0
Other	0	0	0	0	0	0	0	0	0
Undetermined	0	0	0	0	0	0	0	0	0
Subtotal FY 23			$12,473	$0					
Total	**$12,500**	**$27**	**$12,473**		**$0**	**$0**	**$0**	**$0**	**$0**

Uses of Funds ($000s)	Total Estimated Cost	Prior Expenses	FY 23 Carryforward	FY 23 Additional	FY 24	FY 25	FY 26	FY 27	Future
Capital [1]	$12,500	$27	$12,473	$0	$0	$0	$0	$0	$0
Contributions [2]	0	0	0	0	0	0	0	0	0
Non-Capital [3]	0	0	0	0	0	0	0	0	0
Subtotal FY 23			$12,473	$0					
Total	**$12,500**	**$27**	**$12,473**		**$0**	**$0**	**$0**	**$0**	**$0**

[1] Capital includes, but is not limited to, expenses related to capitalizable Development, Design, Land Acquisition, Equipment, Construction and Administration required to complete the project.
[2] Contributions includes, but is not limited to, funding through an agreement to other Government Agencies, Youth Organizations, Cultural Service Organizations and other Non-Profit Organizations.
[3] Non-Capital includes, but is not limited to, expenses related to Building Maintenance, Grounds & Landscaping Maintenance, Non-Capitalizable Equipment and other Professional Services.

PROJECT TITLE:
BURGERT BROTHERS PHOTO ARCHIVE PRESERVATION
CIE REQUIREMENTS: N
LEVEL OF SERVICE IMPACT: N/A

PROJECT NUMBER: C76030000

PROGRAM: LIBRARIES

PROJECT DESCRIPTION:
Preserve and digitize the prints and negatives of the Burgert Brothers Photograph Collection of the Library. The Burgert Brothers collection is a photographic archive of nearly 15,000 images that chronicle the history of the Tampa Bay area from the 1800's through the 1960s. This one of a kind collection is extremely unusual and important, and was recently appraised at over $5 million. Preservation efforts have been ongoing and the advent of digital technology has provided an opportunity to ensure the future safety of the collection and expand access to it without compromising the physical items. This project will ensure the preservation of this very valuable and significant resource.

OPERATING COST IMPACT:
No significant change in operating cost is anticipated.

PROJECT COMPLETION DATE: Dec 2023

Neighborhood Community Area:
Countywide

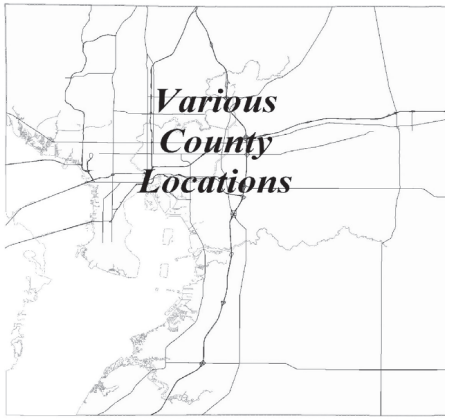

Sources of Funds ($000s)	Total Estimated Sources	Prior Funding	FY 23 Carryforward	FY 23 Additional	FY 24	FY 25	FY 26	FY 27	Future
Grants & County Match	$0	$0	$0	$0	$0	$0	$0	$0	$0
Library Fund	1,650	906	744	0	0	0	0	0	0
Other	0	0	0	0	0	0	0	0	0
Undetermined	0	0	0	0	0	0	0	0	0
Subtotal FY 23			$744	$0					
Total	**$1,650**	**$906**	**$744**		**$0**	**$0**	**$0**	**$0**	**$0**

Uses of Funds ($000s)	Total Estimated Cost	Prior Expenses	FY 23 Carryforward	FY 23 Additional	FY 24	FY 25	FY 26	FY 27	Future
Capital [1]	$1,650	$906	$744	$0	$0	$0	$0	$0	$0
Contributions [2]	0	0	0	0	0	0	0	0	0
Non-Capital [3]	0	0	0	0	0	0	0	0	0
Subtotal FY 23			$744	$0					
Total	**$1,650**	**$906**	**$744**		**$0**	**$0**	**$0**	**$0**	**$0**

[1] Capital includes, but is not limited to, expenses related to capitalizable Development, Design, Land Acquisition, Equipment, Construction and Administration required to complete the project.
[2] Contributions includes, but is not limited to, funding through an agreement to other Government Agencies, Youth Organizations, Cultural Service Organizations and other Non-Profit Organizations.
[3] Non-Capital includes, but is not limited to, expenses related to Building Maintenance, Grounds & Landscaping Maintenance, Non-Capitalizable Equipment and other Professional Services.

PROJECT TITLE:
C. BLYTHE ANDREWS, JR. LIBRARY EXPANSION / REPLACEMENT
CIE REQUIREMENTS: N
LEVEL OF SERVICE IMPACT: N/A

PROJECT NUMBER: C76017000

PROGRAM: LIBRARIES

PROJECT DESCRIPTION:
Design and construct a new approximately 25,000 square foot replacement library for the C Blythe Andrews, Jr Library on its former site located at 2607 E Dr. Martin Luther King, Jr Boulevard. The old library was demolished. The project includes furniture, fixtures and equipment (FF&E) as well as a collection enhancement.

OPERATING COST IMPACT:
Annual operating cost impact is estimated at $704,000. A total of 15 new FTE positions are anticipated.

PROJECT COMPLETION DATE: Post Construction

Neighborhood Community Area:
City of Tampa

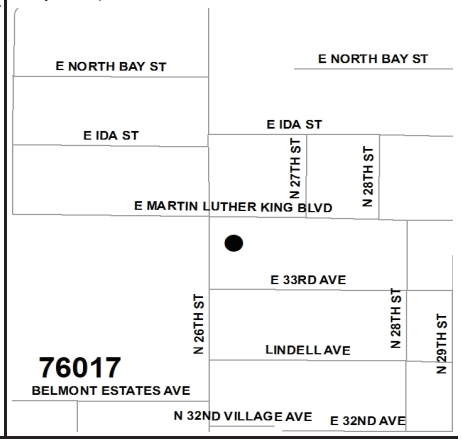

Sources of Funds ($000s)	Total Estimated Sources	Prior Funding	FY 23 Carryforward	FY 23 Additional	FY 24	FY 25	FY 26	FY 27	Future
Grants & County Match	$500	$500	$0	$0	$0	$0	$0	$0	$0
Library Fund	7,113	7,064	49	0	0	0	0	0	0
Other	0	0	0	0	0	0	0	0	0
Undetermined	0	0	0	0	0	0	0	0	0
Subtotal FY 23			$49	$0					
Total	**$7,613**	**$7,564**	**$49**		**$0**	**$0**	**$0**	**$0**	**$0**

Uses of Funds ($000s)	Total Estimated Cost	Prior Expenses	FY 23 Carryforward	FY 23 Additional	FY 24	FY 25	FY 26	FY 27	Future
Capital [1]	$7,477	$7,428	$49	$0	$0	$0	$0	$0	$0
Contributions [2]	0	0	0	0	0	0	0	0	0
Non-Capital [3]	136	136	0	0	0	0	0	0	0
Subtotal FY 23			$49	$0					
Total	**$7,613**	**$7,564**	**$49**		**$0**	**$0**	**$0**	**$0**	**$0**

[1] Capital includes, but is not limited to, expenses related to capitalizable Development, Design, Land Acquisition, Equipment, Construction and Administration required to complete the project.
[2] Contributions includes, but is not limited to, funding through an agreement to other Government Agencies, Youth Organizations, Cultural Service Organizations and other Non-Profit Organizations.
[3] Non-Capital includes, but is not limited to, expenses related to Building Maintenance, Grounds & Landscaping Maintenance, Non-Capitalizable Equipment and other Professional Services.

PROJECT TITLE:
FENDIG LIBRARY RENOVATION
CIE REQUIREMENTS: N
LEVEL OF SERVICE IMPACT: N/A

PROJECT NUMBER: C76034000

PROGRAM: LIBRARIES

PROJECT DESCRIPTION:
Interior and exterior renovations of the existing library to improve functionality and upgrade finishes and systems. The project includes furniture, fixtures and equipment (FF&E).

OPERATING COST IMPACT:
No significant change in operating cost is anticipated.

PROJECT COMPLETION DATE: Dec 2023

Neighborhood Community Area:
City of Tampa

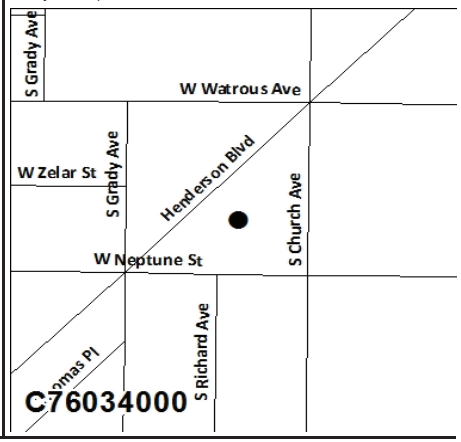

Sources of Funds ($000s)	Total Estimated Sources	Prior Funding	FY 23 Carryforward	FY 23 Additional	FY 24	FY 25	FY 26	FY 27	Future
Grants & County Match	$0	$0	$0	$0	$0	$0	$0	$0	$0
Library Fund	3,750	399	851	2,500	0	0	0	0	0
Other	0	0	0	0	0	0	0	0	0
Undetermined	0	0	0	0	0	0	0	0	0
Subtotal FY 23			$851	$2,500					
Total	**$3,750**	**$399**	**$3,351**		**$0**	**$0**	**$0**	**$0**	**$0**

Uses of Funds ($000s)	Total Estimated Cost	Prior Expenses	FY 23 Carryforward	FY 23 Additional	FY 24	FY 25	FY 26	FY 27	Future
Capital [1]	$3,750	$399	$851	$2,500	$0	$0	$0	$0	$0
Contributions [2]	0	0	0	0	0	0	0	0	0
Non-Capital [3]	0	0	0	0	0	0	0	0	0
Subtotal FY 23			$851	$2,500					
Total	**$3,750**	**$399**	**$3,351**		**$0**	**$0**	**$0**	**$0**	**$0**

[1] Capital includes, but is not limited to, expenses related to capitalizable Development, Design, Land Acquisition, Equipment, Construction and Administration required to complete the project.
[2] Contributions includes, but is not limited to, funding through an agreement to other Government Agencies, Youth Organizations, Cultural Service Organizations and other Non-Profit Organizations.
[3] Non-Capital includes, but is not limited to, expenses related to Building Maintenance, Grounds & Landscaping Maintenance, Non-Capitalizable Equipment and other Professional Services.

PROJECT TITLE:
FISHHAWK LIBRARY - PD&E
CIE REQUIREMENTS: N
LEVEL OF SERVICE IMPACT: N/A

PROJECT NUMBER: C76047000

PROGRAM: LIBRARIES

PROJECT DESCRIPTION:
Explore site options and project development for a future new library to be located in the FishHawk area in South-East Hillsborough County. The anticipated location for the library is on the South-West corner of the FishHawk Sports Complex as designated previously by the Board of County Commissioners.

OPERATING COST IMPACT:
To be determined.

PROJECT COMPLETION DATE: TBD

Neighborhood Community Area:
Boyette

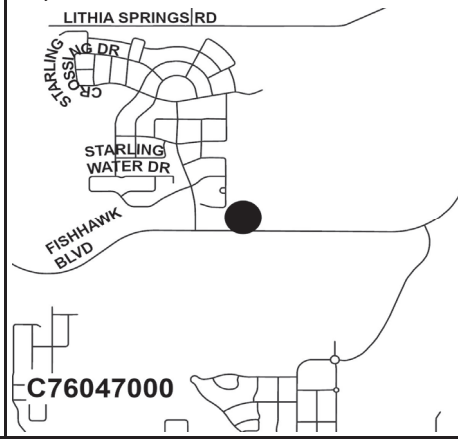

Sources of Funds ($000s)	Total Estimated Sources	Prior Funding	FY 23 Carryforward	FY 23 Additional	FY 24	FY 25	FY 26	FY 27	Future
Grants & County Match	$0	$0	$0	$0	$0	$0	$0	$0	$0
Library Fund	1,750	0	750	1,000	0	0	0	0	0
Other	0	0	0	0	0	0	0	0	0
Undetermined	0	0	0	0	0	0	0	0	0
Subtotal FY 23			$750	$1,000					
Total	**$1,750**	**$0**	**$1,750**		**$0**	**$0**	**$0**	**$0**	**$0**

Uses of Funds ($000s)	Total Estimated Cost	Prior Expenses	FY 23 Carryforward	FY 23 Additional	FY 24	FY 25	FY 26	FY 27	Future
Capital [1]	$1,750	$0	$750	$1,000	$0	$0	$0	$0	$0
Contributions [2]	0	0	0	0	0	0	0	0	0
Non-Capital [3]	0	0	0	0	0	0	0	0	0
Subtotal FY 23			$750	$1,000					
Total	**$1,750**	**$0**	**$1,750**		**$0**	**$0**	**$0**	**$0**	**$0**

[1] Capital includes, but is not limited to, expenses related to capitalizable Development, Design, Land Acquisition, Equipment, Construction and Administration required to complete the project.
[2] Contributions includes, but is not limited to, funding through an agreement to other Government Agencies, Youth Organizations, Cultural Service Organizations and other Non-Profit Organizations.
[3] Non-Capital includes, but is not limited to, expenses related to Building Maintenance, Grounds & Landscaping Maintenance, Non-Capitalizable Equipment and other Professional Services.

PROJECT TITLE: JOHN GERMANY (MAIN LIBRARY) VARIOUS IMPROVEMENTS AND PLANNING STUDY (MP)
PROJECT NUMBER: C76040000
CIE REQUIREMENTS: N
LEVEL OF SERVICE IMPACT: N/A
PROGRAM: LIBRARIES

PROJECT DESCRIPTION:
Re-seal and re-caulk the exterior pre-cast concrete walls and associated work including replacement of acoustical ceilings, light fixtures, and the roof drain piping system. Reseal exterior deck and auditorium. Perform planning studies for building utilization/needs assessment. Upgrade HVAC equipment. Perform various interior and exterior renovations to the building and site to meet programmatic needs including decommissioning of the West Annex and associated improvements. This project includes furniture, fixtures, and equipment (FF&E).

OPERATING COST IMPACT:
No significant change in operating cost is anticipated.

PROJECT COMPLETION DATE: Ongoing

Neighborhood Community Area:
City of Tampa

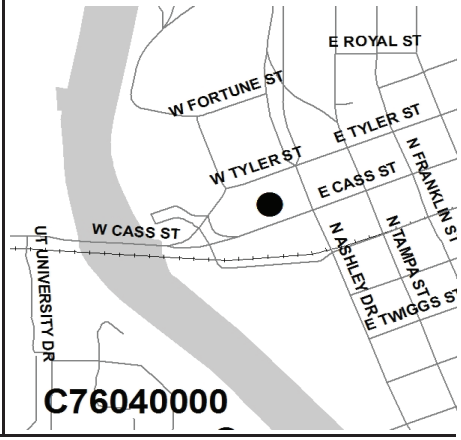

Sources of Funds ($000s)	Total Estimated Sources	Prior Funding	FY 23 Carryforward	FY 23 Additional	FY 24	FY 25	FY 26	FY 27	Future
Grants & County Match	$0	$0	$0	$0	$0	$0	$0	$0	$0
Library Fund	1,400	419	981	0	0	0	0	0	0
Other	0	0	0	0	0	0	0	0	0
Undetermined	0	0	0	0	0	0	0	0	0
Subtotal FY 23			$981	$0					
Total	**$1,400**	**$419**	**$981**		**$0**	**$0**	**$0**	**$0**	**$0**

Uses of Funds ($000s)	Total Estimated Cost	Prior Expenses	FY 23 Carryforward	FY 23 Additional	FY 24	FY 25	FY 26	FY 27	Future
Capital [1]	$1,177	$196	$981	$0	$0	$0	$0	$0	$0
Contributions [2]	0	0	0	0	0	0	0	0	0
Non-Capital [3]	223	223	0	0	0	0	0	0	0
Subtotal FY 23			$981	$0					
Total	**$1,400**	**$419**	**$981**		**$0**	**$0**	**$0**	**$0**	**$0**

[1] Capital includes, but is not limited to, expenses related to capitalizable Development, Design, Land Acquisition, Equipment, Construction and Administration required to complete the project.
[2] Contributions includes, but is not limited to, funding through an agreement to other Government Agencies, Youth Organizations, Cultural Service Organizations and other Non-Profit Organizations.
[3] Non-Capital includes, but is not limited to, expenses related to Building Maintenance, Grounds & Landscaping Maintenance, Non-Capitalizable Equipment and other Professional Services.

PROJECT TITLE: LAND ACQUISITION FOR FUTURE LIBRARY PROJECTS (MP)
PROJECT NUMBER: C76041000
CIE REQUIREMENTS: N
LEVEL OF SERVICE IMPACT: N/A
PROGRAM: LIBRARIES

PROJECT DESCRIPTION:
Land acquisition for future libraries and library expansions identified and prioritized in the Library Master Plan and any other costs associated with the acquisition of land, such as site investigation, conceptual drawings, surveys, etc.

OPERATING COST IMPACT:
No significant change in operating cost is anticipated.

PROJECT COMPLETION DATE: Ongoing

Neighborhood Community Area:
Countywide

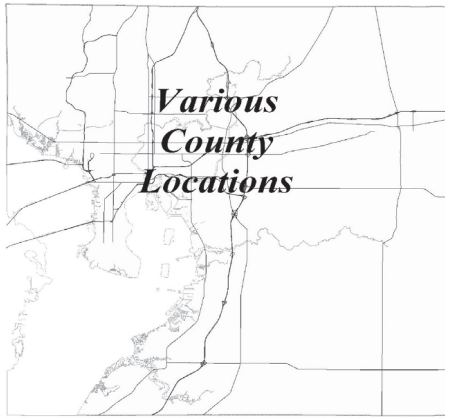

Sources of Funds ($000s)	Total Estimated Sources	Prior Funding	FY 23 Carryforward	FY 23 Additional	FY 24	FY 25	FY 26	FY 27	Future
Grants & County Match	$0	$0	$0	$0	$0	$0	$0	$0	$0
Library Fund	1,040	19	1,021	0	0	0	0	0	0
Other	0	0	0	0	0	0	0	0	0
Undetermined	0	0	0	0	0	0	0	0	0
Subtotal FY 23			$1,021	$0					
Total	**$1,040**	**$19**	**$1,021**		**$0**	**$0**	**$0**	**$0**	**$0**

Uses of Funds ($000s)	Total Estimated Cost	Prior Expenses	FY 23 Carryforward	FY 23 Additional	FY 24	FY 25	FY 26	FY 27	Future
Capital [1]	$1,040	$19	$1,021	$0	$0	$0	$0	$0	$0
Contributions [2]	0	0	0	0	0	0	0	0	0
Non-Capital [3]	0	0	0	0	0	0	0	0	0
Subtotal FY 23			$1,021	$0					
Total	**$1,040**	**$19**	**$1,021**		**$0**	**$0**	**$0**	**$0**	**$0**

[1] Capital includes, but is not limited to, expenses related to capitalizable Development, Design, Land Acquisition, Equipment, Construction and Administration required to complete the project.
[2] Contributions includes, but is not limited to, funding through an agreement to other Government Agencies, Youth Organizations, Cultural Service Organizations and other Non-Profit Organizations.
[3] Non-Capital includes, but is not limited to, expenses related to Building Maintenance, Grounds & Landscaping Maintenance, Non-Capitalizable Equipment and other Professional Services.

PROJECT TITLE:
LANDSCAPE RENOVATION AT VARIOUS LIBRARIES (MP)
CIE REQUIREMENTS: N
LEVEL OF SERVICE IMPACT: N/A

PROJECT NUMBER: C76029000

PROGRAM: LIBRARIES

PROJECT DESCRIPTION:
Renovate landscaping at various libraries by assessing the current state of landscaping at each library, repairing and/or enhancing hardscape, irrigation systems, and plant material. Provide associated site improvements as necessary.

OPERATING COST IMPACT:
No significant change in operating cost is anticipated.

PROJECT COMPLETION DATE: Ongoing

Neighborhood Community Area:
Countywide

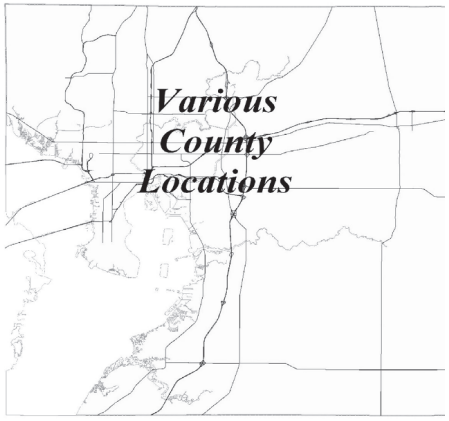

Sources of Funds ($000s)	Total Estimated Sources	Prior Funding	FY 23 Carryforward	FY 23 Additional	FY 24	FY 25	FY 26	FY 27	Future
Grants & County Match	$0	$0	$0	$0	$0	$0	$0	$0	$0
Library Fund	1,150	877	273	0	0	0	0	0	0
Other	500	450	50	0	0	0	0	0	0
Undetermined	0	0	0	0	0	0	0	0	0
Subtotal FY 23			$323	$0					
Total	**$1,650**	**$1,327**	**$323**		**$0**	**$0**	**$0**	**$0**	**$0**

Uses of Funds ($000s)	Total Estimated Cost	Prior Expenses	FY 23 Carryforward	FY 23 Additional	FY 24	FY 25	FY 26	FY 27	Future
Capital [1]	$0	$0	$0	$0	$0	$0	$0	$0	$0
Contributions [2]	0	0	0	0	0	0	0	0	0
Non-Capital [3]	1,650	1,327	323	0	0	0	0	0	0
Subtotal FY 23			$323	$0					
Total	**$1,650**	**$1,327**	**$323**		**$0**	**$0**	**$0**	**$0**	**$0**

[1] Capital includes, but is not limited to, expenses related to capitalizable Development, Design, Land Acquisition, Equipment, Construction and Administration required to complete the project.
[2] Contributions includes, but is not limited to, funding through an agreement to other Government Agencies, Youth Organizations, Cultural Service Organizations and other Non-Profit Organizations.
[3] Non-Capital includes, but is not limited to, expenses related to Building Maintenance, Grounds & Landscaping Maintenance, Non-Capitalizable Equipment and other Professional Services.

PROJECT TITLE:
LIBRARIES SAFETY AND SECURITY UPGRADES (MP)
CIE REQUIREMENTS: N
LEVEL OF SERVICE IMPACT: N/A

PROJECT NUMBER: C76043000

PROGRAM: LIBRARIES

PROJECT DESCRIPTION:
Install access control systems, replace proprietary alarm systems, install/upgrade surveillance systems, etc., at various libraries to improve safety and security for library staff and customers.

OPERATING COST IMPACT:
No significant change in operating cost is anticipated.

PROJECT COMPLETION DATE: Ongoing

Neighborhood Community Area:
Countywide

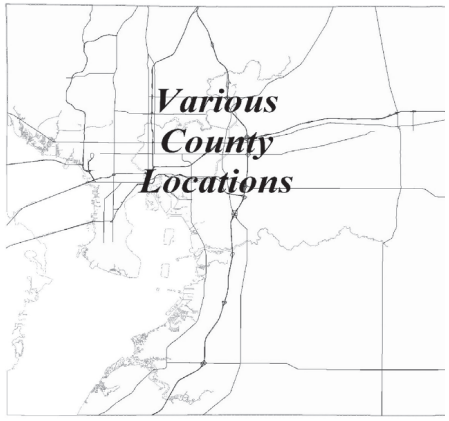

Sources of Funds ($000s)	Total Estimated Sources	Prior Funding	FY 23 Carryforward	FY 23 Additional	FY 24	FY 25	FY 26	FY 27	Future
Grants & County Match	$0	$0	$0	$0	$0	$0	$0	$0	$0
Library Fund	1,650	350	1,300	0	0	0	0	0	0
Other	0	0	0	0	0	0	0	0	0
Undetermined	0	0	0	0	0	0	0	0	0
Subtotal FY 23			$1,300	$0					
Total	**$1,650**	**$350**	**$1,300**		**$0**	**$0**	**$0**	**$0**	**$0**

Uses of Funds ($000s)	Total Estimated Cost	Prior Expenses	FY 23 Carryforward	FY 23 Additional	FY 24	FY 25	FY 26	FY 27	Future
Capital [1]	$1,650	$350	$1,300	$0	$0	$0	$0	$0	$0
Contributions [2]	0	0	0	0	0	0	0	0	0
Non-Capital [3]	0	0	0	0	0	0	0	0	0
Subtotal FY 23			$1,300	$0					
Total	**$1,650**	**$350**	**$1,300**		**$0**	**$0**	**$0**	**$0**	**$0**

[1] Capital includes, but is not limited to, expenses related to capitalizable Development, Design, Land Acquisition, Equipment, Construction and Administration required to complete the project.
[2] Contributions includes, but is not limited to, funding through an agreement to other Government Agencies, Youth Organizations, Cultural Service Organizations and other Non-Profit Organizations.
[3] Non-Capital includes, but is not limited to, expenses related to Building Maintenance, Grounds & Landscaping Maintenance, Non-Capitalizable Equipment and other Professional Services.

PROJECT TITLE:
LIBRARY R3M PROGRAM (MP)
CIE REQUIREMENTS: N
LEVEL OF SERVICE IMPACT: N/A

PROJECT NUMBER: CM1400000

PROGRAM: LIBRARIES

PROJECT DESCRIPTION:
The main purpose of the R3M Program is asset preservation. The program includes the Repair, Renovation, Replacement and Maintenance of existing systems at County owned buildings and facilities to maintain a consistent service level over the life of the asset and to maximize the useful life of the asset.

OPERATING COST IMPACT:
No significant change in operating cost is anticipated.

PROJECT COMPLETION DATE: Ongoing

Neighborhood Community Area:
Countywide

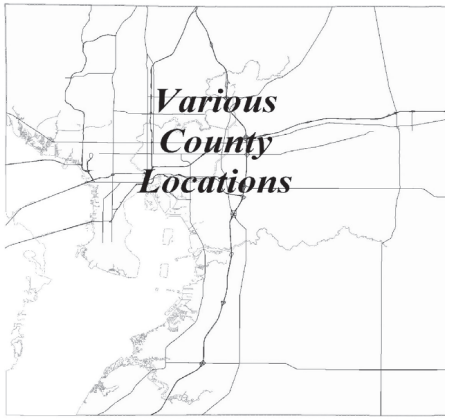

Sources of Funds (in $000s)	Total Estimated Sources	Prior Funding	FY 23 Carryforward	FY 23 Additional	FY 24	FY 25	FY 26	FY 27	Future
Grants & County Match	$0	$0	$0	$0	$0	$0	$0	$0	$0
Library Fund	3,773	2,949	644	180	0	0	0	0	0
Other	0	0	0	0	0	0	0	0	0
Undetermined	0	0	0	0	0	0	0	0	0
Subtotal FY 23			$644	$180					
Total	**$3,773**	**$2,949**	**$824**		**$0**	**$0**	**$0**	**$0**	**$0**

Uses of Funds (in $000s)	Total Estimated Cost	Prior Expenses	FY 23 Carryforward	FY 23 Additional	FY 24	FY 25	FY 26	FY 27	Future
Capital [1]	$0	$0	$0	$0	$0	$0	$0	$0	$0
Contributions [2]	0	0	0	0	0	0	0	0	0
Non-Capital [3]	3,773	2,949	644	180	0	0	0	0	0
Subtotal FY 23			$644	$180					
Total	**$3,773**	**$2,949**	**$824**		**$0**	**$0**	**$0**	**$0**	**$0**

[1] Capital includes, but is not limited to, expenses related to capitalizable Development, Design, Land Acquisition, Equipment, Construction and Administration required to complete the project.
[2] Contributions includes, but is not limited to, funding through an agreement to other Government Agencies, Youth Organizations, Cultural Service Organizations and other Non-Profit Organizations.
[3] Non-Capital includes, but is not limited to, expenses related to Building Maintenance, Grounds & Landscaping Maintenance, Non-Capitalizable Equipment and other Professional Services.

PROJECT TITLE:
LUTZ LIBRARY RENOVATION
CIE REQUIREMENTS: N
LEVEL OF SERVICE IMPACT: N/A

PROJECT NUMBER: C76038000

PROGRAM: LIBRARIES

PROJECT DESCRIPTION:
Interior renovations of the existing library to improve functionality and upgrade finishes and systems. The project includes furniture, fixtures and equipment (FF&E).

OPERATING COST IMPACT:
No significant change in operating cost is anticipated.

PROJECT COMPLETION DATE: Post Construction

Neighborhood Community Area:
Lutz

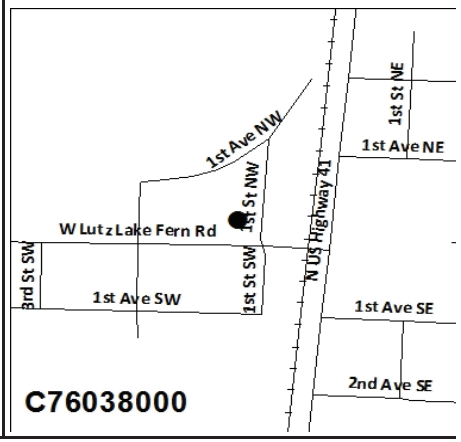

Sources of Funds (in $000s)	Total Estimated Sources	Prior Funding	FY 23 Carryforward	FY 23 Additional	FY 24	FY 25	FY 26	FY 27	Future
Grants & County Match	$0	$0	$0	$0	$0	$0	$0	$0	$0
Library Fund	665	655	135	(125)	0	0	0	0	0
Other	0	0	0	0	0	0	0	0	0
Undetermined	0	0	0	0	0	0	0	0	0
Subtotal FY 23			$135	($125)					
Total	**$665**	**$655**	**$10**		**$0**	**$0**	**$0**	**$0**	**$0**

Uses of Funds (in $000s)	Total Estimated Cost	Prior Expenses	FY 23 Carryforward	FY 23 Additional	FY 24	FY 25	FY 26	FY 27	Future
Capital [1]	$665	$655	$135	($125)	$0	$0	$0	$0	$0
Contributions [2]	0	0	0	0	0	0	0	0	0
Non-Capital [3]	0	0	0	0	0	0	0	0	0
Subtotal FY 23			$135	($125)					
Total	**$665**	**$655**	**$10**		**$0**	**$0**	**$0**	**$0**	**$0**

[1] Capital includes, but is not limited to, expenses related to capitalizable Development, Design, Land Acquisition, Equipment, Construction and Administration required to complete the project.
[2] Contributions includes, but is not limited to, funding through an agreement to other Government Agencies, Youth Organizations, Cultural Service Organizations and other Non-Profit Organizations.
[3] Non-Capital includes, but is not limited to, expenses related to Building Maintenance, Grounds & Landscaping Maintenance, Non-Capitalizable Equipment and other Professional Services.

PROJECT TITLE: NORTH TAMPA LIBRARY CHILLER REPLACEMENT (R3M)
PROJECT NUMBER: C76048000
CIE REQUIREMENTS: N
LEVEL OF SERVICE IMPACT: N/A
PROGRAM: LIBRARIES

PROJECT DESCRIPTION:
This project is for the scheduled life cycle replacement of the HVAC chiller that has reached its life expectancy.

OPERATING COST IMPACT:
No significant change in operating cost is anticipated.

PROJECT COMPLETION DATE: Sep 2024

Neighborhood Community Area:
City of Tampa

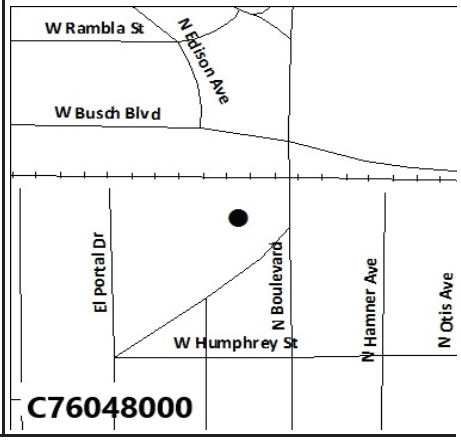

Sources of Funds ($000s)	Total Estimated Sources	Prior Funding	FY 23 Carryforward	FY 23 Additional	FY 24	FY 25	FY 26	FY 27	Future
Grants & County Match	$0	$0	$0	$0	$0	$0	$0	$0	$0
Library Fund	225	0	0	225	0	0	0	0	0
Other	0	0	0	0	0	0	0	0	0
Undetermined	0	0	0	0	0	0	0	0	0
Subtotal FY 23			$0	$225					
Total	$225	$0	$225		$0	$0	$0	$0	$0

Uses of Funds ($000s)	Total Estimated Cost	Prior Expenses	FY 23 Carryforward	FY 23 Additional	FY 24	FY 25	FY 26	FY 27	Future
Capital [1]	$0	$0	$0	$0	$0	$0	$0	$0	$0
Contributions [2]	0	0	0	0	0	0	0	0	0
Non-Capital [3]	225	0	0	225	0	0	0	0	0
Subtotal FY 23			$0	$225					
Total	$225	$0	$225		$0	$0	$0	$0	$0

[1] Capital includes, but is not limited to, expenses related to capitalizable Development, Design, Land Acquisition, Equipment, Construction and Administration required to complete the project.
[2] Contributions includes, but is not limited to, funding through an agreement to other Government Agencies, Youth Organizations, Cultural Service Organizations and other Non-Profit Organizations.
[3] Non-Capital includes, but is not limited to, expenses related to Building Maintenance, Grounds & Landscaping Maintenance, Non-Capitalizable Equipment and other Professional Services.

PROJECT TITLE: NORTH TAMPA LIBRARY RENOVATION
PROJECT NUMBER: C76035000
CIE REQUIREMENTS: N
LEVEL OF SERVICE IMPACT: N/A
PROGRAM: LIBRARIES

PROJECT DESCRIPTION:
Interior renovations of the existing library to improve functionality and upgrade finishes and systems. The project includes furniture, fixtures and equipment (FF&E).

OPERATING COST IMPACT:
No significant change in operating cost is anticipated.

PROJECT COMPLETION DATE: Post Construction

Neighborhood Community Area:
City of Tampa

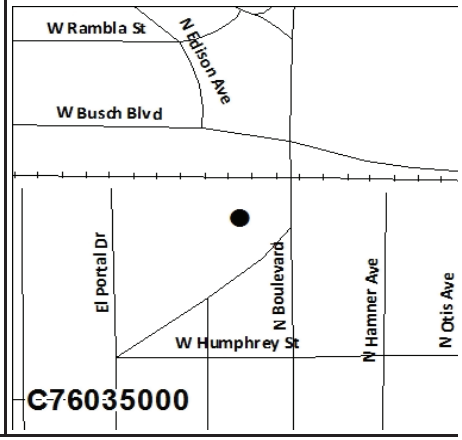

Sources of Funds ($000s)	Total Estimated Sources	Prior Funding	FY 23 Carryforward	FY 23 Additional	FY 24	FY 25	FY 26	FY 27	Future
Grants & County Match	$0	$0	$0	$0	$0	$0	$0	$0	$0
Library Fund	1,007	1,001	154	(148)	0	0	0	0	0
Other	0	0	0	0	0	0	0	0	0
Undetermined	0	0	0	0	0	0	0	0	0
Subtotal FY 23			$154	($148)					
Total	$1,007	$1,001	$6		$0	$0	$0	$0	$0

Uses of Funds ($000s)	Total Estimated Cost	Prior Expenses	FY 23 Carryforward	FY 23 Additional	FY 24	FY 25	FY 26	FY 27	Future
Capital [1]	$1,007	$1,001	$154	($148)	$0	$0	$0	$0	$0
Contributions [2]	0	0	0	0	0	0	0	0	0
Non-Capital [3]	0	0	0	0	0	0	0	0	0
Subtotal FY 23			$154	($148)					
Total	$1,007	$1,001	$6		$0	$0	$0	$0	$0

[1] Capital includes, but is not limited to, expenses related to capitalizable Development, Design, Land Acquisition, Equipment, Construction and Administration required to complete the project.
[2] Contributions includes, but is not limited to, funding through an agreement to other Government Agencies, Youth Organizations, Cultural Service Organizations and other Non-Profit Organizations.
[3] Non-Capital includes, but is not limited to, expenses related to Building Maintenance, Grounds & Landscaping Maintenance, Non-Capitalizable Equipment and other Professional Services.

PROJECT TITLE:
RESTROOM RENOVATIONS AT VARIOUS LIBRARIES (MP)
CIE REQUIREMENTS: N
LEVEL OF SERVICE IMPACT: N/A

PROJECT NUMBER: C76046000

PROGRAM: LIBRARIES

PROJECT DESCRIPTION:
Restroom facilities at various libraries are in need of renovations to update functionality, fixtures, and finishes. Where possible, family restrooms will be created to meet a growing need for the public.

OPERATING COST IMPACT:
No significant change in operating cost is anticipated.

PROJECT COMPLETION DATE: Ongoing

Neighborhood Community Area:
Countywide

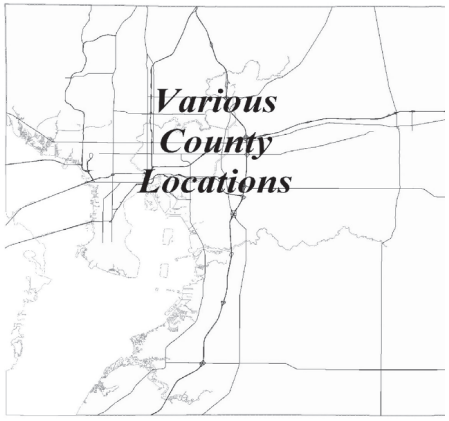

Sources of Funds ($000s)	Total Estimated Sources	Prior Funding	FY 23 Carryforward	FY 23 Additional	FY 24	FY 25	FY 26	FY 27	Future
Grants & County Match	$0	$0	$0	$0	$0	$0	$0	$0	$0
Library Fund	1,650	46	954	650	0	0	0	0	0
Other	0	0	0	0	0	0	0	0	0
Undetermined	0	0	0	0	0	0	0	0	0
Subtotal FY 23			$954	$650					
Total	**$1,650**	**$46**	**$1,604**		**$0**	**$0**	**$0**	**$0**	**$0**

Uses of Funds ($000s)	Total Estimated Cost	Prior Expenses	FY 23 Carryforward	FY 23 Additional	FY 24	FY 25	FY 26	FY 27	Future
Capital [1]	$0	$0	$0	$0	$0	$0	$0	$0	$0
Contributions [2]	0	0	0	0	0	0	0	0	0
Non-Capital [3]	1,650	46	954	650	0	0	0	0	0
Subtotal FY 23			$954	$650					
Total	**$1,650**	**$46**	**$1,604**		**$0**	**$0**	**$0**	**$0**	**$0**

[1] Capital includes, but is not limited to, expenses related to capitalizable Development, Design, Land Acquisition, Equipment, Construction and Administration required to complete the project.
[2] Contributions includes, but is not limited to, funding through an agreement to other Government Agencies, Youth Organizations, Cultural Service Organizations and other Non-Profit Organizations.
[3] Non-Capital includes, but is not limited to, expenses related to Building Maintenance, Grounds & Landscaping Maintenance, Non-Capitalizable Equipment and other Professional Services.

PROJECT TITLE:
RIVERVIEW LIBRARY EXPANSION / REPLACEMENT
CIE REQUIREMENTS: N
LEVEL OF SERVICE IMPACT: N/A

PROJECT NUMBER: C76016000

PROGRAM: LIBRARIES

PROJECT DESCRIPTION:
Design and construct a new approximately 35,000 square foot library to replace the existing Riverview Library located at 10509 Riverview Drive. With citizen input, a new site at Balm-Riverview Drive has been selected. The project program and services was developed with public input. This project includes furniture, fixtures, and equipment (FF&E) as well as a collection enhancement.

OPERATING COST IMPACT:
Annual operating cost impact is estimated at $620,000. A total of 13 new FTE positions are anticipated.

PROJECT COMPLETION DATE: Post Construction

Neighborhood Community Area:
Riverview

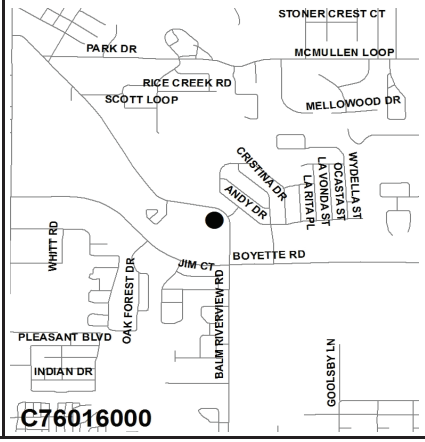

Sources of Funds ($000s)	Total Estimated Sources	Prior Funding	FY 23 Carryforward	FY 23 Additional	FY 24	FY 25	FY 26	FY 27	Future
Grants & County Match	$0	$0	$0	$0	$0	$0	$0	$0	$0
Library Fund	11,621	11,573	148	(100)	0	0	0	0	0
Other	48	48	52	(52)	0	0	0	0	0
Undetermined	0	0	0	0	0	0	0	0	0
Subtotal FY 23			$200	($152)					
Total	**$11,669**	**$11,621**	**$48**		**$0**	**$0**	**$0**	**$0**	**$0**

Uses of Funds ($000s)	Total Estimated Cost	Prior Expenses	FY 23 Carryforward	FY 23 Additional	FY 24	FY 25	FY 26	FY 27	Future
Capital [1]	$11,321	$11,273	$148	($100)	$0	$0	$0	$0	$0
Contributions [2]	0	0	0	0	0	0	0	0	0
Non-Capital [3]	349	349	52	(52)	0	0	0	0	0
Subtotal FY 23			$200	($152)					
Total	**$11,669**	**$11,621**	**$48**		**$0**	**$0**	**$0**	**$0**	**$0**

[1] Capital includes, but is not limited to, expenses related to capitalizable Development, Design, Land Acquisition, Equipment, Construction and Administration required to complete the project.
[2] Contributions includes, but is not limited to, funding through an agreement to other Government Agencies, Youth Organizations, Cultural Service Organizations and other Non-Profit Organizations.
[3] Non-Capital includes, but is not limited to, expenses related to Building Maintenance, Grounds & Landscaping Maintenance, Non-Capitalizable Equipment and other Professional Services.

PROJECT TITLE:
RUSKIN LIBRARY ROOF REPLACEMENT (R3M)
CIE REQUIREMENTS: N
LEVEL OF SERVICE IMPACT: N/A

PROJECT NUMBER: C76049000

PROGRAM: LIBRARIES

PROJECT DESCRIPTION:
This project is for the scheduled life cycle replacement of the built-up gravel roof that has reached its life expectancy.

OPERATING COST IMPACT:
No significant change in operating cost is anticipated.

PROJECT COMPLETION DATE: Sep 2023

Neighborhood Community Area:
Ruskin

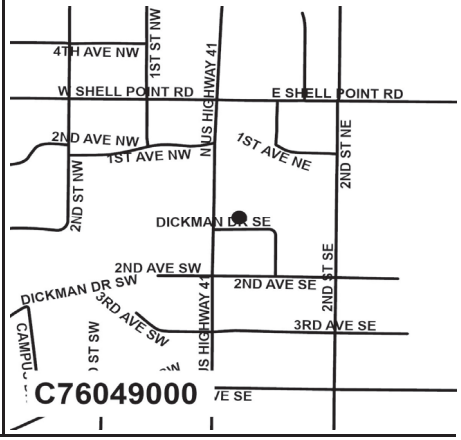

Sources of Funds (in $000s)	Total Estimated Sources	Prior Funding	FY 23 Carryforward	FY 23 Additional	FY 24	FY 25	FY 26	FY 27	Future
Grants & County Match	$0	$0	$0	$0	$0	$0	$0	$0	$0
Library Fund	275	0	0	275	0	0	0	0	0
Other	0	0	0	0	0	0	0	0	0
Undetermined	0	0	0	0	0	0	0	0	0
Subtotal FY 23			$0	$275					
Total	**$275**	**$0**	**$275**		**$0**	**$0**	**$0**	**$0**	**$0**

Uses of Funds (in $000s)	Total Estimated Cost	Prior Expenses	FY 23 Carryforward	FY 23 Additional	FY 24	FY 25	FY 26	FY 27	Future
Capital [1]	$0	$0	$0	$0	$0	$0	$0	$0	$0
Contributions [2]	0	0	0	0	0	0	0	0	0
Non-Capital [3]	275	0	0	275	0	0	0	0	0
Subtotal FY 23			$0	$275					
Total	**$275**	**$0**	**$275**		**$0**	**$0**	**$0**	**$0**	**$0**

[1] Capital includes, but is not limited to, expenses related to capitalizable Development, Design, Land Acquisition, Equipment, Construction and Administration required to complete the project.
[2] Contributions includes, but is not limited to, funding through an agreement to other Government Agencies, Youth Organizations, Cultural Service Organizations and other Non-Profit Organizations.
[3] Non-Capital includes, but is not limited to, expenses related to Building Maintenance, Grounds & Landscaping Maintenance, Non-Capitalizable Equipment and other Professional Services.

PROJECT TITLE:
SENTINEL BULLETIN ARCHIVING
CIE REQUIREMENTS: N
LEVEL OF SERVICE IMPACT: N/A

PROJECT NUMBER: C76051000

PROGRAM: LIBRARIES

PROJECT DESCRIPTION:
Preserve and digitize the Sentinel Bulletin historic archive of newspapers. The Sentinel Bulletin includes 118 bound volumes (1945-2010)housed at the C. Blythe Andrews, Jr. Public Library's Special Collection since 2019. The collection contains approximately 400,000 pages. This is a one of kind collection of the only African American centered newspaper in the Tampa Bay area.

OPERATING COST IMPACT:
No significant change in operating cost is anticipated.

PROJECT COMPLETION DATE: TBD

Neighborhood Community Area:
Countywide

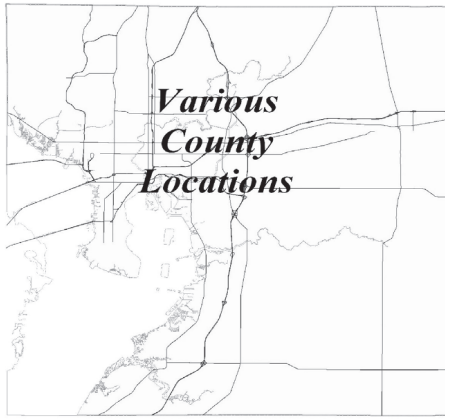

Sources of Funds (in $000s)	Total Estimated Sources	Prior Funding	FY 23 Carryforward	FY 23 Additional	FY 24	FY 25	FY 26	FY 27	Future
Grants & County Match	$0	$0	$0	$0	$0	$0	$0	$0	$0
Library Fund	1,000	0	0	1,000	0	0	0	0	0
Other	0	0	0	0	0	0	0	0	0
Undetermined	0	0	0	0	0	0	0	0	0
Subtotal FY 23			$0	$1,000					
Total	**$1,000**	**$0**	**$1,000**		**$0**	**$0**	**$0**	**$0**	**$0**

Uses of Funds (in $000s)	Total Estimated Cost	Prior Expenses	FY 23 Carryforward	FY 23 Additional	FY 24	FY 25	FY 26	FY 27	Future
Capital [1]	$1,000	$0	$0	$1,000	$0	$0	$0	$0	$0
Contributions [2]	0	0	0	0	0	0	0	0	0
Non-Capital [3]	0	0	0	0	0	0	0	0	0
Subtotal FY 23			$0	$1,000					
Total	**$1,000**	**$0**	**$1,000**		**$0**	**$0**	**$0**	**$0**	**$0**

[1] Capital includes, but is not limited to, expenses related to capitalizable Development, Design, Land Acquisition, Equipment, Construction and Administration required to complete the project.
[2] Contributions includes, but is not limited to, funding through an agreement to other Government Agencies, Youth Organizations, Cultural Service Organizations and other Non-Profit Organizations.
[3] Non-Capital includes, but is not limited to, expenses related to Building Maintenance, Grounds & Landscaping Maintenance, Non-Capitalizable Equipment and other Professional Services.

PROJECT TITLE:
SOUTHSHORE LIBRARY RENOVATION
CIE REQUIREMENTS: N
LEVEL OF SERVICE IMPACT: N/A

PROJECT NUMBER: C76037000

PROGRAM: LIBRARIES

PROJECT DESCRIPTION:
Interior renovations of the existing library to improve functionality and upgrade finishes and systems. The project includes furniture, fixtures and equipment (FF&E) and parking lot improvements.

OPERATING COST IMPACT:
No significant change in operating cost is anticipated.

PROJECT COMPLETION DATE: Jun 2024

Neighborhood Community Area:
Sun City Center

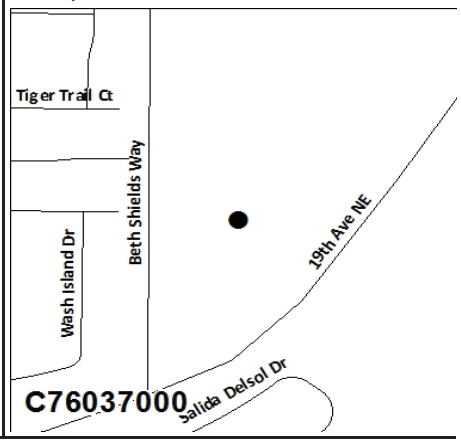

Sources of Funds ($000s)	Total Estimated Sources	Prior Funding	FY 23 Carryforward	FY 23 Additional	FY 24	FY 25	FY 26	FY 27	Future
Grants & County Match	$0	$0	$0	$0	$0	$0	$0	$0	$0
Library Fund	1,575	40	1,335	200	0	0	0	0	0
Other	0	0	0	0	0	0	0	0	0
Undetermined	0	0	0	0	0	0	0	0	0
Subtotal FY 23			$1,335	$200					
Total	**$1,575**	**$40**	**$1,535**		**$0**	**$0**	**$0**	**$0**	**$0**

Uses of Funds ($000s)	Total Estimated Cost	Prior Expenses	FY 23 Carryforward	FY 23 Additional	FY 24	FY 25	FY 26	FY 27	Future
Capital [1]	$1,575	$40	$1,335	$200	$0	$0	$0	$0	$0
Contributions [2]	0	0	0	0	0	0	0	0	0
Non-Capital [3]	0	0	0	0	0	0	0	0	0
Subtotal FY 23			$1,335	$200					
Total	**$1,575**	**$40**	**$1,535**		**$0**	**$0**	**$0**	**$0**	**$0**

[1] Capital includes, but is not limited to, expenses related to capitalizable Development, Design, Land Acquisition, Equipment, Construction and Administration required to complete the project.
[2] Contributions includes, but is not limited to, funding through an agreement to other Government Agencies, Youth Organizations, Cultural Service Organizations and other Non-Profit Organizations.
[3] Non-Capital includes, but is not limited to, expenses related to Building Maintenance, Grounds & Landscaping Maintenance, Non-Capitalizable Equipment and other Professional Services.

PROJECT TITLE:
THONOTOSASSA LIBRARY REPLACEMENT
CIE REQUIREMENTS: N
LEVEL OF SERVICE IMPACT: N/A

PROJECT NUMBER: C76045000

PROGRAM: LIBRARIES

PROJECT DESCRIPTION:
Land acquisition, project development, design and construction of an expanded library to replace the existing Thonotosassa Library at a new approximately 36-acre property located on the South side of Main Street, approximately 1/2-mile East of Harney Rd. The new location has been acquired and will incorporate expansion of Thonotosassa Park to provide expanded cultural, educational and recreational opportunities for the community.

OPERATING COST IMPACT:
To be determined.

PROJECT COMPLETION DATE: TBD

Neighborhood Community Area:
Thonotosassa

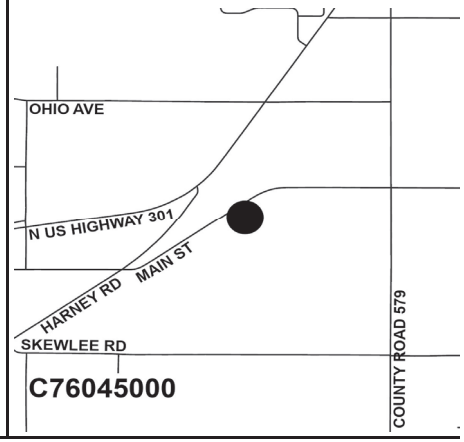

Sources of Funds ($000s)	Total Estimated Sources	Prior Funding	FY 23 Carryforward	FY 23 Additional	FY 24	FY 25	FY 26	FY 27	Future
Grants & County Match	$0	$0	$0	$0	$0	$0	$0	$0	$0
Library Fund	11,500	1,500	4,000	6,000	0	0	0	0	0
Other	0	0	0	0	0	0	0	0	0
Undetermined	0	0	0	0	0	0	0	0	0
Subtotal FY 23			$4,000	$6,000					
Total	**$11,500**	**$1,500**	**$10,000**		**$0**	**$0**	**$0**	**$0**	**$0**

Uses of Funds ($000s)	Total Estimated Cost	Prior Expenses	FY 23 Carryforward	FY 23 Additional	FY 24	FY 25	FY 26	FY 27	Future
Capital [1]	$11,500	$1,500	$4,000	$6,000	$0	$0	$0	$0	$0
Contributions [2]	0	0	0	0	0	0	0	0	0
Non-Capital [3]	0	0	0	0	0	0	0	0	0
Subtotal FY 23			$4,000	$6,000					
Total	**$11,500**	**$1,500**	**$10,000**		**$0**	**$0**	**$0**	**$0**	**$0**

[1] Capital includes, but is not limited to, expenses related to capitalizable Development, Design, Land Acquisition, Equipment, Construction and Administration required to complete the project.
[2] Contributions includes, but is not limited to, funding through an agreement to other Government Agencies, Youth Organizations, Cultural Service Organizations and other Non-Profit Organizations.
[3] Non-Capital includes, but is not limited to, expenses related to Building Maintenance, Grounds & Landscaping Maintenance, Non-Capitalizable Equipment and other Professional Services.

PROJECT TITLE:
TOWN 'N COUNTRY LIBRARY RENOVATION
CIE REQUIREMENTS: N
LEVEL OF SERVICE IMPACT: N/A

PROJECT NUMBER: C76036000

PROGRAM: LIBRARIES

PROJECT DESCRIPTION:
Interior and exterior modifications to improve functionality of the existing library. Improve access to the library and re-program space allocations. Upgrade finishes and systems. The project includes furniture, fixtures and equipment (FF&E).

OPERATING COST IMPACT:
No significant change in operating cost is anticipated.

PROJECT COMPLETION DATE: Dec 2023

Neighborhood Community Area:
Town and Country

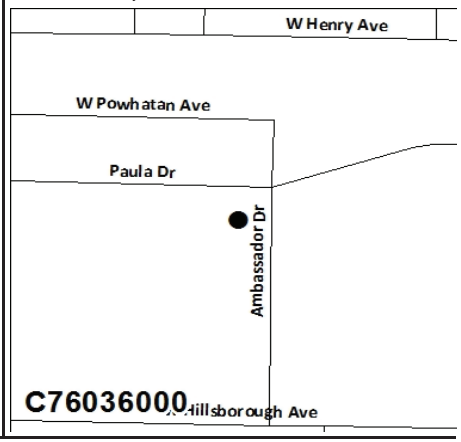

Sources of Funds (in $000s)	Total Estimated Sources	Prior Funding	FY 23 Carryforward	FY 23 Additional	FY 24	FY 25	FY 26	FY 27	Future
Grants & County Match	$0	$0	$0	$0	$0	$0	$0	$0	$0
Library Fund	2,525	2,079	446	0	0	0	0	0	0
Other	0	0	0	0	0	0	0	0	0
Undetermined	0	0	0	0	0	0	0	0	0
Subtotal FY 23			$446	$0					
Total	**$2,525**	**$2,079**	**$446**		**$0**	**$0**	**$0**	**$0**	**$0**

Uses of Funds (in $000s)	Total Estimated Cost	Prior Expenses	FY 23 Carryforward	FY 23 Additional	FY 24	FY 25	FY 26	FY 27	Future
Capital [1]	$2,525	$2,079	$446	$0	$0	$0	$0	$0	$0
Contributions [2]	0	0	0	0	0	0	0	0	0
Non-Capital [3]	0	0	0	0	0	0	0	0	0
Subtotal FY 23			$446	$0					
Total	**$2,525**	**$2,079**	**$446**		**$0**	**$0**	**$0**	**$0**	**$0**

[1] Capital includes, but is not limited to, expenses related to capitalizable Development, Design, Land Acquisition, Equipment, Construction and Administration required to complete the project.
[2] Contributions includes, but is not limited to, funding through an agreement to other Government Agencies, Youth Organizations, Cultural Service Organizations and other Non-Profit Organizations.
[3] Non-Capital includes, but is not limited to, expenses related to Building Maintenance, Grounds & Landscaping Maintenance, Non-Capitalizable Equipment and other Professional Services.

PROJECT TITLE:
WEST TAMPA LIBRARY RENOVATION
CIE REQUIREMENTS: N
LEVEL OF SERVICE IMPACT: N/A

PROJECT NUMBER: C76044000

PROGRAM: LIBRARIES

PROJECT DESCRIPTION:
Interior renovations of the existing library to improve safety and functionality and to upgrade finishes and systems The project includes furniture, fixtures, and equipment.

OPERATING COST IMPACT:
No significant change in operating cost is anticipated.

PROJECT COMPLETION DATE: Apr 2024

Neighborhood Community Area:
City of Tampa

Sources of Funds (in $000s)	Total Estimated Sources	Prior Funding	FY 23 Carryforward	FY 23 Additional	FY 24	FY 25	FY 26	FY 27	Future
Grants & County Match	$0	$0	$0	$0	$0	$0	$0	$0	$0
Library Fund	950	30	820	100	0	0	0	0	0
Other	0	0	0	0	0	0	0	0	0
Undetermined	0	0	0	0	0	0	0	0	0
Subtotal FY 23			$820	$100					
Total	**$950**	**$30**	**$920**		**$0**	**$0**	**$0**	**$0**	**$0**

Uses of Funds (in $000s)	Total Estimated Cost	Prior Expenses	FY 23 Carryforward	FY 23 Additional	FY 24	FY 25	FY 26	FY 27	Future
Capital [1]	$950	$30	$820	$100	$0	$0	$0	$0	$0
Contributions [2]	0	0	0	0	0	0	0	0	0
Non-Capital [3]	0	0	0	0	0	0	0	0	0
Subtotal FY 23			$820	$100					
Total	**$950**	**$30**	**$920**		**$0**	**$0**	**$0**	**$0**	**$0**

[1] Capital includes, but is not limited to, expenses related to capitalizable Development, Design, Land Acquisition, Equipment, Construction and Administration required to complete the project.
[2] Contributions includes, but is not limited to, funding through an agreement to other Government Agencies, Youth Organizations, Cultural Service Organizations and other Non-Profit Organizations.
[3] Non-Capital includes, but is not limited to, expenses related to Building Maintenance, Grounds & Landscaping Maintenance, Non-Capitalizable Equipment and other Professional Services.

PROJECT TITLE:
WIMAUMA LIBRARY
CIE REQUIREMENTS: N
LEVEL OF SERVICE IMPACT: N/A

PROJECT NUMBER: C76050000

PROGRAM: LIBRARIES

PROJECT DESCRIPTION:
Renovation of the Senior Center located at 5714 North Street at Bethune Park in Southeast Hillsborough County to create a temporary library within the Wimauma Community. The Senior Center is planned to be moved to another location. The project will include design, construction, FF&E and upgrades to finishes and systems.

OPERATING COST IMPACT:
To be determined.

PROJECT COMPLETION DATE: TBD

Neighborhood Community Area:
Wimauma

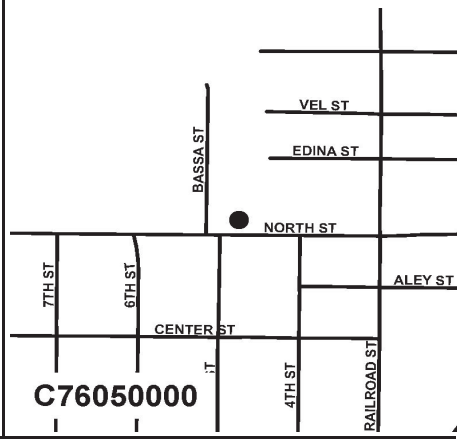

Sources of Funds (in $000s)	Total Estimated Sources	Prior Funding	FY 23 Carryforward	FY 23 Additional	FY 24	FY 25	FY 26	FY 27	Future
Grants & County Match	$0	$0	$0	$0	$0	$0	$0	$0	$0
Library Fund	750	0	0	750	0	0	0	0	0
Other	0	0	0	0	0	0	0	0	0
Undetermined	0	0	0	0	0	0	0	0	0
Subtotal FY 23			$0	$750					
Total	**$750**	**$0**	**$750**		**$0**	**$0**	**$0**	**$0**	**$0**

Uses of Funds (in $000s)	Total Estimated Cost	Prior Expenses	FY 23 Carryforward	FY 23 Additional	FY 24	FY 25	FY 26	FY 27	Future
Capital [1]	$750	$0	$0	$750	$0	$0	$0	$0	$0
Contributions [2]	0	0	0	0	0	0	0	0	0
Non-Capital [3]	0	0	0	0	0	0	0	0	0
Subtotal FY 23			$0	$750					
Total	**$750**	**$0**	**$750**		**$0**	**$0**	**$0**	**$0**	**$0**

[1] Capital includes, but is not limited to, expenses related to capitalizable Development, Design, Land Acquisition, Equipment, Construction and Administration required to complete the project.
[2] Contributions includes, but is not limited to, funding through an agreement to other Government Agencies, Youth Organizations, Cultural Service Organizations and other Non-Profit Organizations.
[3] Non-Capital includes, but is not limited to, expenses related to Building Maintenance, Grounds & Landscaping Maintenance, Non-Capitalizable Equipment and other Professional Services.

Hillsborough County Florida

For more information, contact the Management & Budget Department
(813) 272-5890 • HCFLGov.net/Budget

Parks Facilities Program

Hillsborough County Florida

For more information, contact the Management & Budget Department
(813) 272-5890 • HCFLGov.net/Budget

PARKS FACILITIES PROGRAM
SOURCES AND USES OF FUNDS SUMMARY
(in thousands)

Sources of Funds:	TOTAL ESTIMATED SOURCES	PRIOR FUNDING	FY 23 Carryforward	FY 23 Additional	FY 24	FY 25	FY 26	FY 27	FUTURE
ARP Funds	$3,000	$0	$3,000	$0	$0	$0	$0	$0	$0
Boat Fees	818	205	313	300	0	0	0	0	0
Community Invest. Tax III	14,968	14,965	3	0	0	0	0	0	0
Community Invest. Tax IV	12,443	0	0	12,443	0	0	0	0	0
Financing	132,024	70,541	29,171	32,311	0	0	0	0	0
General Revenues-CW	19,515	4,830	13,854	831	0	0	0	0	0
General Revenues-ELAPP	25,029	13,815	10,055	651	256	40	40	171	0
General Revenues-R3M	25,450	3,904	8,571	6,975	1,500	1,500	1,500	1,500	0
General Revenues-UA	15,722	1,437	10,933	670	670	670	670	670	0
Grants & County Match	5,114	772	594	49	0	0	0	0	3,700
Impact Fees	20,164	7,780	10,684	1,700	0	0	0	0	0
Other	12,169	1,774	9,031	1,365	0	0	0	0	0
Subtotal FY 23			$96,209	$57,295					
Total	**$286,416**	**$120,023**	**$153,504**		**$2,426**	**$2,211**	**$2,211**	**$2,341**	**$3,700**

TOTAL FY 23 - FY 27 = $162,693

Uses of Funds:	TOTAL ESTIMATED COST	PRIOR EXPENSES	FY 23 Carryforward	FY 23 Additional	FY 24	FY 25	FY 26	FY 27	FUTURE
Capital [1]	$233,655	$107,324	$74,011	$48,113	$256	$40	$40	$171	$3,700
Contributions [2]	2,382	0	2,382	0	0	0	0	0	0
Non-Capital [3]	50,379	12,699	19,816	9,182	2,170	2,170	2,170	2,170	0
Subtotal FY 23			$96,209	$57,295					
Total	**$286,416**	**$120,023**	**$153,504**		**$2,426**	**$2,211**	**$2,211**	**$2,341**	**$3,700**

TOTAL FY 23 - FY 27 = $162,693

[1] Capital includes, but is not limited to, expenses related to capitalizable Development, Design, Land Acquisition, Equipment, Construction and Administration required to complete the project.

[2] Contributions includes, but is not limited to, funding through an agreement to other Government Agencies, Youth Organizations, Cultural Service Organizations and other Non-Profit Organizations.

[3] Non-Capital includes, but is not limited to, expenses related to Building Maintenance, Grounds & Landscaping Maintenance, Non-Capitalizable Equipment and other Professional Services.

PARKS FACILITIES PROGRAM
COMPLETED AND CANCELED PROJECTS - FY 22

PROJECT NUMBER	PROJECT TITLE	ACTUAL/PROJECTED COMPLETION DATE (1)
COMPLETED PROJECTS		
C83647000	Bloomingdale East Sanitary Upgrade (R3M)	Sep 2022
C83316000	Carrollwood Cultural Center HVAC Replacement (R3M)	Apr 2022
C83302000	LED Sports Lighting Upgrade (MP)	Sep 2022
C83260000	Lucy Dell Community Pond / Central County Area Park Improvements (MP)	Sep 2022
C83304000	Medard Park Observation Tower	Dec 2022
C83315000	Park Maintenance Unit 1 Roof Replacement (R3M)	Apr 2022
C83317000	Providence Skate Park Sanitary Connection (R3M)	Apr 2022
C83310000	Seffner/Mango Park Playground Improvements	Apr 2022

(1) Includes projects anticipated to be completed by 09/30/22

PARKS FACILITIES PROGRAM
PROJECTS SUMMARY SCHEDULE
(in thousands)

PROJECT NUMBER	PROJECT TITLE	TOTAL ESTIMATED COST	PRIOR EXPENSES	FY 23		FY 24	FY 25	FY 26	FY 27	FUTURE	PROJECT COMPLETION DATE
				Carryforward	Additional						
C83309000	Al Barnes Park – Cultural Center	$500	$0	$500	$0	$0	$0	$0	$0	$0	TBD
C83662000*	Alexander Metal Roof Replacement (R3M)	225	0	0	225	0	0	0	0	0	Sep 2024
C83663000*	All Peoples Annex Metal Roof Replacement (R3M)	250	0	0	250	0	0	0	0	0	Sep 2024
C83644000	All Peoples Hardening	1,100	0	0	0	0	0	0	0	1,100	TBD
C83323000	All Peoples Park Expansion	3,550	601	2,949	0	0	0	0	0	0	Various
C83665000*	Baseball Dugout and Bleacher Cover Replacement (R3M) (MP)	600	0	0	600	0	0	0	0	0	Sep 2023
C83647000	Bloomingdale East Sanitary Upgrade (R3M)	200	90	110	0	0	0	0	0	0	Post Construction
C83671000*	Boardwalk Replacement - Various Location (MP)	5,393	0	0	5,393	0	0	0	0	0	TBD
CM1500000	Boating Improvement R3M Program (MP)	518	205	313	0	0	0	0	0	0	Ongoing
C83232000	Branchton Regional Park	7,973	1,446	6,527	0	0	0	0	0	0	TBD
C83645000	Concrete Flatwork/Park Sidewalk and Hardscape Repairs (R3M) (MP)	900	50	850	0	0	0	0	0	0	Sep 2024
C83320000	Conservation Park Road Repaving -Lithia Medard Lettuce (R3M) (MP)	2,000	67	1,933	0	0	0	0	0	0	Sep 2024
C83278000	Countywide Park Impact Fee Enhancements (MP)	8,840	4,271	4,169	400	0	0	0	0	0	Ongoing
C80209000	Countywide Soccer Complex	20,750	19,640	810	300	0	0	0	0	0	Oct 2023
C80005000	Cross Creek Park Construction	1,854	427	1,427	0	0	0	0	0	0	TBD
C83649000	EG Simmons Fishing Pier Renovations (R3M)	625	65	360	200	0	0	0	0	0	Sep 2023
C83659000*	EG Simmons Shelter Replacement (R3M)	500	0	0	500	0	0	0	0	0	Sep 2024
C83247000	EG Simmons/Eco Tourism	2,360	1,576	484	300	0	0	0	0	0	Dec 2023
C83668000*	ELAPP Site Access Management and Safety Improvements (MP)	6,000	0	0	6,000	0	0	0	0	0	Nov 2025
C83652000	Emanuel Johnson Park Splash Pad	850	24	826	0	0	0	0	0	0	Dec 2023
C83312000	Indoor Athletic Facility	2,000	0	2,000	0	0	0	0	0	0	TBD
C89900000	Jan K Platt (ELAPP) Property Acquisition Capital Project (MP)	95,525	51,761	11,764	32,000	0	0	0	0	0	Ongoing
C89200000	Jan K Platt (ELAPP) Property Restoration Capital Project (MP)	34,190	12,055	20,691	937	256	40	40	171	0	Ongoing
C83650000	Kenly Park Splash Pad	850	24	826	0	0	0	0	0	0	Dec 2023
C80236000	Keystone Park Expansion	4,050	2,784	1,266	0	0	0	0	0	0	Jun 2023
C83660000*	Lake Park BMX Track Lighting Replacement (R3M)	300	0	0	300	0	0	0	0	0	Sep 2024
C83319000	Lake Park Reconstruction and Access Improvement (R3M)	1,850	254	1,596	0	0	0	0	0	0	Aug 2023
C83664000*	Larry Sanders Synthetic Turf Replacement (R3M)	600	0	0	600	0	0	0	0	0	Sep 2023
C83661000*	LED Lighting at Park Sites and Athletic Buildings (R3M) (MP)	500	0	0	500	0	0	0	0	0	Sep 2023
C83654000	Lettuce Lake Park Playground	850	20	830	0	0	0	0	0	0	Dec 2023
C83667000*	Lithia Springs ADA Playground Replacement	900	0	0	900	0	0	0	0	0	TBD
C83303000	Lithia Springs Shop Replacement	555	551	116	(112)	0	0	0	0	0	Post Construction
C83657000	Mann-Wagnon Memorial Park Canoe Launch	200	0	100	100	0	0	0	0	0	Jun 2023

PARKS FACILITIES PROGRAM
PROJECTS SUMMARY SCHEDULE
(in thousands)

PROJECT NUMBER	PROJECT TITLE	TOTAL ESTIMATED COST	PRIOR EXPENSES	FY 23		FY 24	FY 25	FY 26	FY 27	FUTURE	PROJECT COMPLETION DATE
				Carryforward	Additional						
C83259000	New Tampa Performing Arts Center	8,830	6,776	2,043	11	0	0	0	0	0	Dec 2022
C83306000	Parks ADA Safety Improvements (MP)	7,375	550	3,473	670	670	670	670	670	0	Various
C83318000	Parks Playground Replacements (R3M) (MP)	3,150	243	1,507	1,400	0	0	0	0	0	Sep 2024
C83646000	Parks Septic System Rehabilitation (R3M) (MP)	600	0	600	0	0	0	0	0	0	Sep 2023
C83653000	Parks Shade Covers (MP)	225	0	225	0	0	0	0	0	0	Various
C83300000	Parks Tree Restoration Project (MP)	3,198	1,702	546	950	0	0	0	0	0	Various
C83672000**	Pickleball Complexes - ARP Act Revenue Recovery Funds (MP)	3,000	0	3,000	0	0	0	0	0	0	Various
C83266000	Riverview / Brandon / East Area Parks (MP)	6,200	5,916	284	0	0	0	0	0	0	Various
C83666000*	Ruskin Commongood Boat Ramp Boardwalk Replacement	300	0	0	300	0	0	0	0	0	Sep 2023
C83658000	Saladino Pickleball Amenities	900	0	900	0	0	0	0	0	0	Dec 2024
C83310000	Seffner/Mango Park Playground Improvements	500	491	9	0	0	0	0	0	0	Post Construction
C83655000	Shimberg Sports Complex Improvements	500	0	500	0	0	0	0	0	0	TBD
C83656000	Skyway Park Playground Shade	125	10	115	0	0	0	0	0	0	Jun 2023
C83311000	South County Boat Ramp	600	0	600	0	0	0	0	0	0	TBD
C83648000	Sport Lighting Replacement (R3M) (MP)	10,000	750	1,250	2,000	1,500	1,500	1,500	1,500	0	Various
C83301000	Synthetic Turf Fields (MP)	8,500	3,060	5,440	0	0	0	0	0	0	Various
C83314000	Tennis & Basketball Court Renovations and Replacements (R3M) (MP)	1,600	835	365	400	0	0	0	0	0	Sep 2024
C83291000	The Historic Moseley Homestead Renovations/Preservation	1,450	168	1,282	0	0	0	0	0	0	TBD
C83643000	Thonotosassa Park Improvement/Expansion	4,960	250	3,533	1,177	0	0	0	0	0	TBD
C83292000	UACDC Aquatic Center & Community Center Improvements	750	219	531	0	0	0	0	0	0	Apr 2023
C83670000*	Veteran Memorial Park Amphitheater Shade Sail	150	0	0	150	0	0	0	0	0	TBD
C83669000*	Veterans Memorial Park/Resource Center Improvement - Phase 2	3,443	0	0	843	0	0	0	0	2,600	TBD
C80324000	Waterset Sports Complex	11,850	3,115	8,735	0	0	0	0	0	0	Jun 2023
C83651000	Winston Park Splash Pad	850	24	826	0	0	0	0	0	0	Dec 2023
	Subtotal FY 23			$96,209	$57,295						
	Total Parks Facilities Program	$286,416	$120,023	$153,504		$2,426	$2,211	$2,211	$2,341	$3,700	

TOTAL FY 23 - FY 27 = $162,693

* New Project TBD - To be Determined

** Added to the Capital Improvement Program as part of a Budget Amendment in Fiscal Year 2022

(MP) - Master Project - A listing of sub-projects under this master project will appear in the Appendix section of the CIP document.

Note: Some projects have "Post Construction" in the Project Completion Date column. These projects have finished their primary construction phases and may have been placed in use; nevertheless, these projects still have unspent balances that are earmarked for post-construction project costs.

PROJECT TITLE:
AL BARNES PARK – CULTURAL CENTER
CIE REQUIREMENTS: Y
LEVEL OF SERVICE IMPACT: F

PROJECT NUMBER: C83309000

PROGRAM: PARKS

PROJECT DESCRIPTION:
The BOCC has approved $500,000 as a contribution to the City of Tampa for a new cultural center at Al Barnes Park.

OPERATING COST IMPACT:
No significant change in annual operating costs is anticipated.

PROJECT COMPLETION DATE: TBD

Neighborhood Community Area:
Tampa

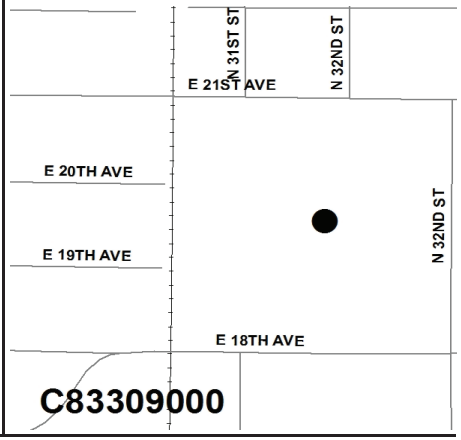

Sources of Funds ($000s)	Total Estimated Sources	Prior Funding	FY 23 Carryforward	FY 23 Additional	FY 24	FY 25	FY 26	FY 27	Future
ARP Funds	$0	$0	$0	$0	$0	$0	$0	$0	$0
Boat Fees	0	0	0	0	0	0	0	0	0
Community Invest. Tax III	0	0	0	0	0	0	0	0	0
Community Invest. Tax IV	0	0	0	0	0	0	0	0	0
Financing	0	0	0	0	0	0	0	0	0
General Revenues-CW	500	0	500	0	0	0	0	0	0
General Revenues-ELAP	0	0	0	0	0	0	0	0	0
General Revenues-R3M	0	0	0	0	0	0	0	0	0
General Revenues-UA	0	0	0	0	0	0	0	0	0
Grants & County Match	0	0	0	0	0	0	0	0	0
Impact Fees	0	0	0	0	0	0	0	0	0
Other	0	0	0	0	0	0	0	0	0
Undetermined	0	0	0	0	0	0	0	0	0
Subtotal FY 23			$500	$0					
Total	**$500**	**$0**	**$500**		**$0**	**$0**	**$0**	**$0**	**$0**

Uses of Funds ($000s)	Total Estimated Cost	Prior Expenses	FY 23 Carryforward	FY 23 Additional	FY 24	FY 25	FY 26	FY 27	Future
Capital [1]	$0	$0	$0	$0	$0	$0	$0	$0	$0
Contributions [2]	500	0	500	0	0	0	0	0	0
Non-Capital [3]	0	0	0	0	0	0	0	0	0
Subtotal FY 23			$500	$0					
Total	**$500**	**$0**	**$500**		**$0**	**$0**	**$0**	**$0**	**$0**

[1] Capital includes, but is not limited to, expenses related to capitalizable Development, Design, Land Acquisition, Equipment, Construction and Administration required to complete the project.
[2] Contributions includes, but is not limited to, funding through an agreement to other Government Agencies, Youth Organizations, Cultural Service Organizations and other Non-Profit Organizations.
[3] Non-Capital includes, but is not limited to, expenses related to Building Maintenance, Grounds & Landscaping Maintenance, Non-Capitalizable Equipment and other Professional Services.

PROJECT TITLE:
ALEXANDER METAL ROOF REPLACEMENT (R3M)
CIE REQUIREMENTS: Y
LEVEL OF SERVICE IMPACT: M

PROJECT NUMBER: C83662000

PROGRAM: PARKS

PROJECT DESCRIPTION:
This project is for the scheduled life cycle replacement of the metal roof that has reached its life expectancy.

OPERATING COST IMPACT:
No significant change in annual operating costs is anticipated.

PROJECT COMPLETION DATE: Sep 2024

Neighborhood Community Area:
Town and Country

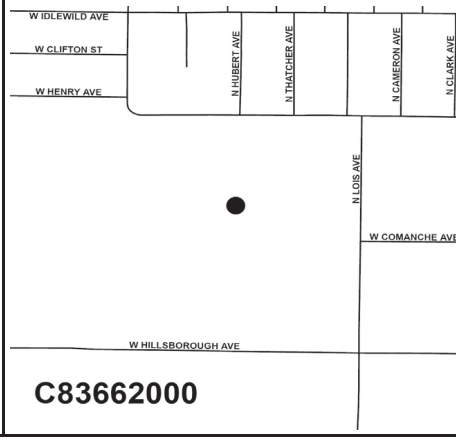

Sources of Funds ($000s)	Total Estimated Sources	Prior Funding	FY 23 Carryforward	FY 23 Additional	FY 24	FY 25	FY 26	FY 27	Future
ARP Funds	$0	$0	$0	$0	$0	$0	$0	$0	$0
Boat Fees	0	0	0	0	0	0	0	0	0
Community Invest. Tax III	0	0	0	0	0	0	0	0	0
Community Invest. Tax IV	0	0	0	0	0	0	0	0	0
Financing	0	0	0	0	0	0	0	0	0
General Revenues-CW	0	0	0	0	0	0	0	0	0
General Revenues-ELAP	0	0	0	0	0	0	0	0	0
General Revenues-R3M	225	0	0	225	0	0	0	0	0
General Revenues-UA	0	0	0	0	0	0	0	0	0
Grants & County Match	0	0	0	0	0	0	0	0	0
Impact Fees	0	0	0	0	0	0	0	0	0
Other	0	0	0	0	0	0	0	0	0
Undetermined	0	0	0	0	0	0	0	0	0
Subtotal FY 23			$0	$225					
Total	**$225**	**$0**	**$225**		**$0**	**$0**	**$0**	**$0**	**$0**

Uses of Funds ($000s)	Total Estimated Cost	Prior Expenses	FY 23 Carryforward	FY 23 Additional	FY 24	FY 25	FY 26	FY 27	Future
Capital [1]	$0	$0	$0	$0	$0	$0	$0	$0	$0
Contributions [2]	0	0	0	0	0	0	0	0	0
Non-Capital [3]	225	0	0	225	0	0	0	0	0
Subtotal FY 23			$0	$225					
Total	**$225**	**$0**	**$225**		**$0**	**$0**	**$0**	**$0**	**$0**

[1] Capital includes, but is not limited to, expenses related to capitalizable Development, Design, Land Acquisition, Equipment, Construction and Administration required to complete the project.
[2] Contributions includes, but is not limited to, funding through an agreement to other Government Agencies, Youth Organizations, Cultural Service Organizations and other Non-Profit Organizations.
[3] Non-Capital includes, but is not limited to, expenses related to Building Maintenance, Grounds & Landscaping Maintenance, Non-Capitalizable Equipment and other Professional Services.

PROJECT TITLE:
ALL PEOPLES ANNEX METAL ROOF REPLACEMENT (R3M)
CIE REQUIREMENTS: Y
LEVEL OF SERVICE IMPACT: M

PROJECT NUMBER: C83663000

PROGRAM: PARKS

PROJECT DESCRIPTION:
This project is for the scheduled life cycle replacement of the metal roof that has reached its life expectancy.

OPERATING COST IMPACT:
No significant change in annual operating costs is anticipated.

PROJECT COMPLETION DATE: Sep 2024

Neighborhood Community Area:
East Lake Orient Park

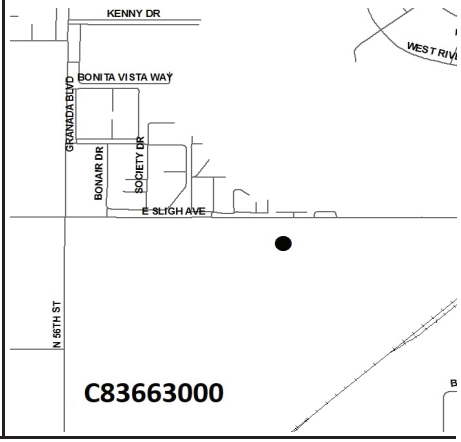

Sources of Funds (in $000s)	Total Estimated Sources	Prior Funding	FY 23 Carryforward	FY 23 Additional	FY 24	FY 25	FY 26	FY 27	Future
ARP Funds	$0	$0	$0	$0	$0	$0	$0	$0	$0
Boat Fees	0	0	0	0	0	0	0	0	0
Community Invest. Tax III	0	0	0	0	0	0	0	0	0
Community Invest. Tax IV	0	0	0	0	0	0	0	0	0
Financing	0	0	0	0	0	0	0	0	0
General Revenues-CW	0	0	0	0	0	0	0	0	0
General Revenues-ELAP	0	0	0	0	0	0	0	0	0
General Revenues-R3M	250	0	0	250	0	0	0	0	0
General Revenues-UA	0	0	0	0	0	0	0	0	0
Grants & County Match	0	0	0	0	0	0	0	0	0
Impact Fees	0	0	0	0	0	0	0	0	0
Other	0	0	0	0	0	0	0	0	0
Undetermined	0	0	0	0	0	0	0	0	0
Subtotal FY 23			$0	$250					
Total	**$250**	**$0**	**$250**		**$0**	**$0**	**$0**	**$0**	**$0**

Uses of Funds (in $000s)	Total Estimated Cost	Prior Expenses	FY 23 Carryforward	FY 23 Additional	FY 24	FY 25	FY 26	FY 27	Future
Capital [1]	$0	$0	$0	$0	$0	$0	$0	$0	$0
Contributions [2]	0	0	0	0	0	0	0	0	0
Non-Capital [3]	250	0	0	250	0	0	0	0	0
Subtotal FY 23			$0	$250					
Total	**$250**	**$0**	**$250**		**$0**	**$0**	**$0**	**$0**	**$0**

[1] Capital includes, but is not limited to, expenses related to capitalizable Development, Design, Land Acquisition, Equipment, Construction and Administration required to complete the project.
[2] Contributions includes, but is not limited to, funding through an agreement to other Government Agencies, Youth Organizations, Cultural Service Organizations and other Non-Profit Organizations.
[3] Non-Capital includes, but is not limited to, expenses related to Building Maintenance, Grounds & Landscaping Maintenance, Non-Capitalizable Equipment and other Professional Services.

PROJECT TITLE:
ALL PEOPLES HARDENING
CIE REQUIREMENTS: Y
LEVEL OF SERVICE IMPACT: M

PROJECT NUMBER: C83644000

PROGRAM: PARKS

PROJECT DESCRIPTION:
The purpose of the project is to increase the resiliency of the existing All Peoples' Life Center facility for use as an emergency response location during and after storm events. The scope includes items such as emergency power, protection of windows/storefront openings and roof as feasible.

OPERATING COST IMPACT:
No significant change in operating cost to the County is anticipated.

PROJECT COMPLETION DATE: TBD

Neighborhood Community Area:
East Lake Orient Park

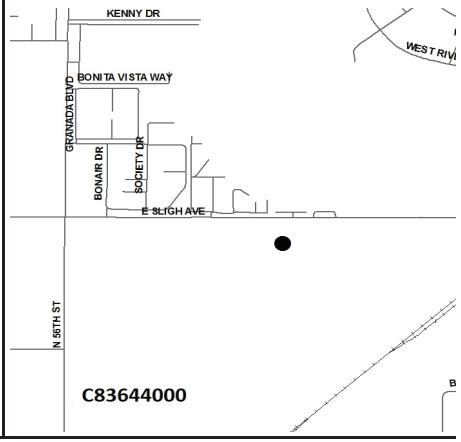

Sources of Funds (in $000s)	Total Estimated Sources	Prior Funding	FY 23 Carryforward	FY 23 Additional	FY 24	FY 25	FY 26	FY 27	Future
ARP Funds	$0	$0	$0	$0	$0	$0	$0	$0	$0
Boat Fees	0	0	0	0	0	0	0	0	0
Community Invest. Tax III	0	0	0	0	0	0	0	0	0
Community Invest. Tax IV	0	0	0	0	0	0	0	0	0
Financing	0	0	0	0	0	0	0	0	0
General Revenues-CW	0	0	0	0	0	0	0	0	0
General Revenues-ELAP	0	0	0	0	0	0	0	0	0
General Revenues-R3M	0	0	0	0	0	0	0	0	0
General Revenues-UA	0	0	0	0	0	0	0	0	0
Grants & County Match	1,100	0	0	0	0	0	0	0	1,100
Impact Fees	0	0	0	0	0	0	0	0	0
Other	0	0	0	0	0	0	0	0	0
Undetermined	0	0	0	0	0	0	0	0	0
Subtotal FY 23			$0	$0					
Total	**$1,100**	**$0**	**$0**		**$0**	**$0**	**$0**	**$0**	**$1,100**

Uses of Funds (in $000s)	Total Estimated Cost	Prior Expenses	FY 23 Carryforward	FY 23 Additional	FY 24	FY 25	FY 26	FY 27	Future
Capital [1]	$1,100	$0	$0	$0	$0	$0	$0	$0	$1,100
Contributions [2]	0	0	0	0	0	0	0	0	0
Non-Capital [3]	0	0	0	0	0	0	0	0	0
Subtotal FY 23			$0	$0					
Total	**$1,100**	**$0**	**$0**		**$0**	**$0**	**$0**	**$0**	**$1,100**

[1] Capital includes, but is not limited to, expenses related to capitalizable Development, Design, Land Acquisition, Equipment, Construction and Administration required to complete the project.
[2] Contributions includes, but is not limited to, funding through an agreement to other Government Agencies, Youth Organizations, Cultural Service Organizations and other Non-Profit Organizations.
[3] Non-Capital includes, but is not limited to, expenses related to Building Maintenance, Grounds & Landscaping Maintenance, Non-Capitalizable Equipment and other Professional Services.

PROJECT TITLE: ALL PEOPLES PARK EXPANSION
PROJECT NUMBER: C83323000
CIE REQUIREMENTS: Y
LEVEL OF SERVICE IMPACT: F
PROGRAM: PARKS

PROJECT DESCRIPTION:
The Project consists of master planning for the existing 28-acre All Peoples Life Center property, to provide a phased development plan for the entire site. The intent is to enhance accessible recreational opportunities for County citizens. Design and construction of amenities such as splash pad,restroom/pumphouse, new lighting, interior and exterior renovations,and associated site improvements will be provided as funds allow.

OPERATING COST IMPACT:
Operating cost is estimated to be an additional $10,000 per year.

PROJECT COMPLETION DATE: Various

Neighborhood Community Area:
East Lake Orient Park

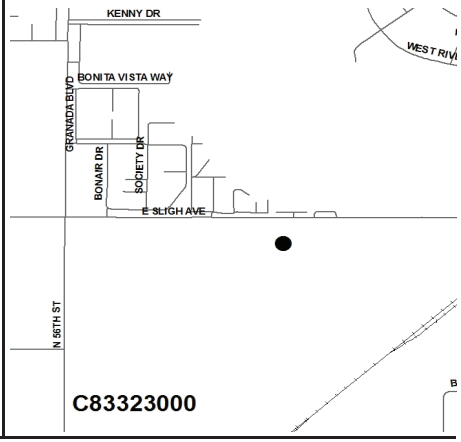

Sources of Funds ($000s)	Total Estimated Sources	Prior Funding	FY 23 Carryforward	FY 23 Additional	FY 24	FY 25	FY 26	FY 27	Future
ARP Funds	$0	$0	$0	$0	$0	$0	$0	$0	$0
Boat Fees	0	0	0	0	0	0	0	0	0
Community Invest. Tax III	0	0	0	0	0	0	0	0	0
Community Invest. Tax IV	0	0	0	0	0	0	0	0	0
Financing	0	0	0	0	0	0	0	0	0
General Revenues-CW	2,450	0	2,450	0	0	0	0	0	0
General Revenues-ELAP	0	0	0	0	0	0	0	0	0
General Revenues-R3M	0	0	0	0	0	0	0	0	0
General Revenues-UA	0	0	0	0	0	0	0	0	0
Grants & County Match	0	0	0	0	0	0	0	0	0
Impact Fees	1,100	601	499	0	0	0	0	0	0
Other	0	0	0	0	0	0	0	0	0
Undetermined	0	0	0	0	0	0	0	0	0
Subtotal FY 23			$2,949	$0					
Total	**$3,550**	**$601**	**$2,949**		**$0**	**$0**	**$0**	**$0**	**$0**

Uses of Funds ($000s)	Total Estimated Cost	Prior Expenses	FY 23 Carryforward	FY 23 Additional	FY 24	FY 25	FY 26	FY 27	Future
Capital [1]	$3,550	$601	$2,949	$0	$0	$0	$0	$0	$0
Contributions [2]	0	0	0	0	0	0	0	0	0
Non-Capital [3]	0	0	0	0	0	0	0	0	0
Subtotal FY 23			$2,949	$0					
Total	**$3,550**	**$601**	**$2,949**		**$0**	**$0**	**$0**	**$0**	**$0**

[1] Capital includes, but is not limited to, expenses related to capitalizable Development, Design, Land Acquisition, Equipment, Construction and Administration required to complete the project.
[2] Contributions includes, but is not limited to, funding through an agreement to other Government Agencies, Youth Organizations, Cultural Service Organizations and other Non-Profit Organizations.
[3] Non-Capital includes, but is not limited to, expenses related to Building Maintenance, Grounds & Landscaping Maintenance, Non-Capitalizable Equipment and other Professional Services.

PROJECT TITLE: BASEBALL DUGOUT AND BLEACHER COVER REPLACEMENT (R3M) (MP)
PROJECT NUMBER: C83665000
CIE REQUIREMENTS: Y
LEVEL OF SERVICE IMPACT: M
PROGRAM: PARKS

PROJECT DESCRIPTION:
This project is for the scheduled life cycle replacement of the wood bleacher and dugout covers at several park sites that have reached its life expectancy.

OPERATING COST IMPACT:
No significant change in annual operating costs is anticipated.

PROJECT COMPLETION DATE: Sep 2023

Neighborhood Community Area:
Countywide

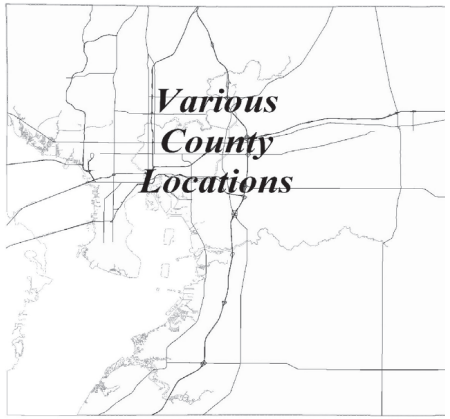

Sources of Funds ($000s)	Total Estimated Sources	Prior Funding	FY 23 Carryforward	FY 23 Additional	FY 24	FY 25	FY 26	FY 27	Future
ARP Funds	$0	$0	$0	$0	$0	$0	$0	$0	$0
Boat Fees	0	0	0	0	0	0	0	0	0
Community Invest. Tax III	0	0	0	0	0	0	0	0	0
Community Invest. Tax IV	0	0	0	0	0	0	0	0	0
Financing	0	0	0	0	0	0	0	0	0
General Revenues-CW	0	0	0	0	0	0	0	0	0
General Revenues-ELAP	0	0	0	0	0	0	0	0	0
General Revenues-R3M	600	0	0	600	0	0	0	0	0
General Revenues-UA	0	0	0	0	0	0	0	0	0
Grants & County Match	0	0	0	0	0	0	0	0	0
Impact Fees	0	0	0	0	0	0	0	0	0
Other	0	0	0	0	0	0	0	0	0
Undetermined	0	0	0	0	0	0	0	0	0
Subtotal FY 23			$0	$600					
Total	**$600**	**$0**	**$600**		**$0**	**$0**	**$0**	**$0**	**$0**

Uses of Funds ($000s)	Total Estimated Cost	Prior Expenses	FY 23 Carryforward	FY 23 Additional	FY 24	FY 25	FY 26	FY 27	Future
Capital [1]	$0	$0	$0	$0	$0	$0	$0	$0	$0
Contributions [2]	0	0	0	0	0	0	0	0	0
Non-Capital [3]	600	0	0	600	0	0	0	0	0
Subtotal FY 23			$0	$600					
Total	**$600**	**$0**	**$600**		**$0**	**$0**	**$0**	**$0**	**$0**

[1] Capital includes, but is not limited to, expenses related to capitalizable Development, Design, Land Acquisition, Equipment, Construction and Administration required to complete the project.
[2] Contributions includes, but is not limited to, funding through an agreement to other Government Agencies, Youth Organizations, Cultural Service Organizations and other Non-Profit Organizations.
[3] Non-Capital includes, but is not limited to, expenses related to Building Maintenance, Grounds & Landscaping Maintenance, Non-Capitalizable Equipment and other Professional Services.

PROJECT TITLE: BLOOMINGDALE EAST SANITARY UPGRADE (R3M)
PROJECT NUMBER: C83647000
CIE REQUIREMENTS: Y
LEVEL OF SERVICE IMPACT: M
PROGRAM: PARKS

PROJECT DESCRIPTION:
Project is for replacing the septic system and connection to the county sanitary system.

OPERATING COST IMPACT:
No significant change in operating cost to the County is anticipated.

PROJECT COMPLETION DATE: Post Construction

Neighborhood Community Area:
Brandon

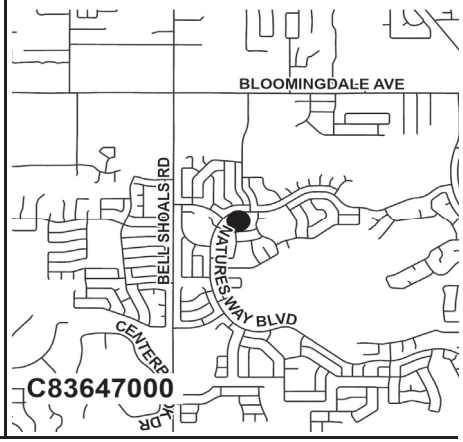

Sources of Funds ($000s)	Total Estimated Sources	Prior Funding	FY 23 Carryforward	FY 23 Additional	FY 24	FY 25	FY 26	FY 27	Future
ARP Funds	$0	$0	$0	$0	$0	$0	$0	$0	$0
Boat Fees	0	0	0	0	0	0	0	0	0
Community Invest. Tax III	0	0	0	0	0	0	0	0	0
Community Invest. Tax IV	0	0	0	0	0	0	0	0	0
Financing	0	0	0	0	0	0	0	0	0
General Revenues-CW	0	0	0	0	0	0	0	0	0
General Revenues-ELAP	0	0	0	0	0	0	0	0	0
General Revenues-R3M	200	90	110	0	0	0	0	0	0
General Revenues-UA	0	0	0	0	0	0	0	0	0
Grants & County Match	0	0	0	0	0	0	0	0	0
Impact Fees	0	0	0	0	0	0	0	0	0
Other	0	0	0	0	0	0	0	0	0
Undetermined	0	0	0	0	0	0	0	0	0
Subtotal FY 23			$110	$0					
Total	**$200**	**$90**	**$110**		**$0**	**$0**	**$0**	**$0**	**$0**

Uses of Funds ($000s)	Total Estimated Cost	Prior Expenses	FY 23 Carryforward	FY 23 Additional	FY 24	FY 25	FY 26	FY 27	Future
Capital [1]	$0	$0	$0	$0	$0	$0	$0	$0	$0
Contributions [2]	0	0	0	0	0	0	0	0	0
Non-Capital [3]	200	90	110	0	0	0	0	0	0
Subtotal FY 23			$110	$0					
Total	**$200**	**$90**	**$110**		**$0**	**$0**	**$0**	**$0**	**$0**

[1] Capital includes, but is not limited to, expenses related to capitalizable Development, Design, Land Acquisition, Equipment, Construction and Administration required to complete the project.
[2] Contributions includes, but is not limited to, funding through an agreement to other Government Agencies, Youth Organizations, Cultural Service Organizations and other Non-Profit Organizations.
[3] Non-Capital includes, but is not limited to, expenses related to Building Maintenance, Grounds & Landscaping Maintenance, Non-Capitalizable Equipment and other Professional Services.

PROJECT TITLE: BOARDWALK REPLACEMENT - VARIOUS LOCATION (MP)
PROJECT NUMBER: C83671000
CIE REQUIREMENTS: Y
LEVEL OF SERVICE IMPACT: M
PROGRAM: PARKS

PROJECT DESCRIPTION:
Project includes design and construction of boardwalk replacements/upgrades and associated improvements at various regional parks.

OPERATING COST IMPACT:
No significant change in operating cost to the County is anticipated.

PROJECT COMPLETION DATE: TBD

Neighborhood Community Area:
Various

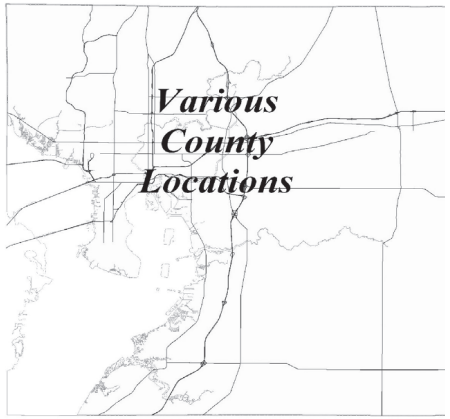

Sources of Funds ($000s)	Total Estimated Sources	Prior Funding	FY 23 Carryforward	FY 23 Additional	FY 24	FY 25	FY 26	FY 27	Future
ARP Funds	$0	$0	$0	$0	$0	$0	$0	$0	$0
Boat Fees	0	0	0	0	0	0	0	0	0
Community Invest. Tax III	0	0	0	0	0	0	0	0	0
Community Invest. Tax IV	5,393	0	0	5,393	0	0	0	0	0
Financing	0	0	0	0	0	0	0	0	0
General Revenues-CW	0	0	0	0	0	0	0	0	0
General Revenues-ELAP	0	0	0	0	0	0	0	0	0
General Revenues-R3M	0	0	0	0	0	0	0	0	0
General Revenues-UA	0	0	0	0	0	0	0	0	0
Grants & County Match	0	0	0	0	0	0	0	0	0
Impact Fees	0	0	0	0	0	0	0	0	0
Other	0	0	0	0	0	0	0	0	0
Undetermined	0	0	0	0	0	0	0	0	0
Subtotal FY 23			$0	$5,393					
Total	**$5,393**	**$0**	**$5,393**		**$0**	**$0**	**$0**	**$0**	**$0**

Uses of Funds ($000s)	Total Estimated Cost	Prior Expenses	FY 23 Carryforward	FY 23 Additional	FY 24	FY 25	FY 26	FY 27	Future
Capital [1]	$5,393	$0	$0	$5,393	$0	$0	$0	$0	$0
Contributions [2]	0	0	0	0	0	0	0	0	0
Non-Capital [3]	0	0	0	0	0	0	0	0	0
Subtotal FY 23			$0	$5,393					
Total	**$5,393**	**$0**	**$5,393**		**$0**	**$0**	**$0**	**$0**	**$0**

[1] Capital includes, but is not limited to, expenses related to capitalizable Development, Design, Land Acquisition, Equipment, Construction and Administration required to complete the project.
[2] Contributions includes, but is not limited to, funding through an agreement to other Government Agencies, Youth Organizations, Cultural Service Organizations and other Non-Profit Organizations.
[3] Non-Capital includes, but is not limited to, expenses related to Building Maintenance, Grounds & Landscaping Maintenance, Non-Capitalizable Equipment and other Professional Services.

PROJECT TITLE:
BOATING IMPROVEMENT R3M PROGRAM (MP)
CIE REQUIREMENTS: Y
LEVEL OF SERVICE IMPACT: M

PROJECT NUMBER: CM1500000

PROGRAM: PARKS

PROJECT DESCRIPTION:
Improvements to various boat ramps and associated amenities as necessary.

OPERATING COST IMPACT:
No significant change in annual operating costs is anticipated.

PROJECT COMPLETION DATE: Ongoing

Neighborhood Community Area:
Countywide

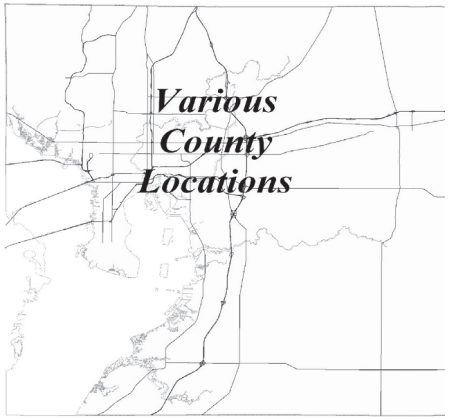

Sources of Funds (in $000s)	Total Estimated Sources	Prior Funding	FY 23 Carryforward	FY 23 Additional	FY 24	FY 25	FY 26	FY 27	Future
ARP Funds	$0	$0	$0	$0	$0	$0	$0	$0	$0
Boat Fees	518	205	313	0	0	0	0	0	0
Community Invest. Tax III	0	0	0	0	0	0	0	0	0
Community Invest. Tax IV	0	0	0	0	0	0	0	0	0
Financing	0	0	0	0	0	0	0	0	0
General Revenues-CW	0	0	0	0	0	0	0	0	0
General Revenues-ELAP	0	0	0	0	0	0	0	0	0
General Revenues-R3M	0	0	0	0	0	0	0	0	0
General Revenues-UA	0	0	0	0	0	0	0	0	0
Grants & County Match	0	0	0	0	0	0	0	0	0
Impact Fees	0	0	0	0	0	0	0	0	0
Other	0	0	0	0	0	0	0	0	0
Undetermined	0	0	0	0	0	0	0	0	0
Subtotal FY 23			$313	$0					
Total	**$518**	**$205**	**$313**		**$0**	**$0**	**$0**	**$0**	**$0**

Uses of Funds (in $000s)	Total Estimated Cost	Prior Expenses	FY 23 Carryforward	FY 23 Additional	FY 24	FY 25	FY 26	FY 27	Future
Capital [1]	$0	$0	$0	$0	$0	$0	$0	$0	$0
Contributions [2]	0	0	0	0	0	0	0	0	0
Non-Capital [3]	518	205	313	0	0	0	0	0	0
Subtotal FY 23			$313	$0					
Total	**$518**	**$205**	**$313**		**$0**	**$0**	**$0**	**$0**	**$0**

[1] Capital includes, but is not limited to, expenses related to capitalizable Development, Design, Land Acquisition, Equipment, Construction and Administration required to complete the project.
[2] Contributions includes, but is not limited to, funding through an agreement to other Government Agencies, Youth Organizations, Cultural Service Organizations and other Non-Profit Organizations.
[3] Non-Capital includes, but is not limited to, expenses related to Building Maintenance, Grounds & Landscaping Maintenance, Non-Capitalizable Equipment and other Professional Services.

PROJECT TITLE:
BRANCHTON REGIONAL PARK
CIE REQUIREMENTS: Y
LEVEL OF SERVICE IMPACT: E

PROJECT NUMBER: C83232000

PROGRAM: PARKS

PROJECT DESCRIPTION:
The project will provide land acquisition, design and construction of a regional park at the County property located at the South-West intersection of Cross Creek Boulevard and Morris Bridge Road to serve the recreational needs of the community in North East Hillsborough County. Project will be constructed in phases as budget will allow.

OPERATING COST IMPACT:
Operating cost is estimated to be an additional $90,000 per year.

PROJECT COMPLETION DATE: TBD

Neighborhood Community Area:
East Rural

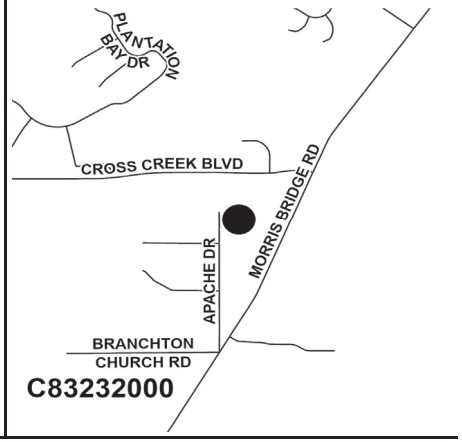

Sources of Funds (in $000s)	Total Estimated Sources	Prior Funding	FY 23 Carryforward	FY 23 Additional	FY 24	FY 25	FY 26	FY 27	Future
ARP Funds	$0	$0	$0	$0	$0	$0	$0	$0	$0
Boat Fees	0	0	0	0	0	0	0	0	0
Community Invest. Tax III	0	0	0	0	0	0	0	0	0
Community Invest. Tax IV	0	0	0	0	0	0	0	0	0
Financing	0	0	0	0	0	0	0	0	0
General Revenues-CW	7,568	1,193	6,376	0	0	0	0	0	0
General Revenues-ELAP	0	0	0	0	0	0	0	0	0
General Revenues-R3M	0	0	0	0	0	0	0	0	0
General Revenues-UA	0	0	0	0	0	0	0	0	0
Grants & County Match	0	0	0	0	0	0	0	0	0
Impact Fees	405	254	151	0	0	0	0	0	0
Other	0	0	0	0	0	0	0	0	0
Undetermined	0	0	0	0	0	0	0	0	0
Subtotal FY 23			$6,527	$0					
Total	**$7,973**	**$1,446**	**$6,527**		**$0**	**$0**	**$0**	**$0**	**$0**

Uses of Funds (in $000s)	Total Estimated Cost	Prior Expenses	FY 23 Carryforward	FY 23 Additional	FY 24	FY 25	FY 26	FY 27	Future
Capital [1]	$7,973	$1,446	$6,527	$0	$0	$0	$0	$0	$0
Contributions [2]	0	0	0	0	0	0	0	0	0
Non-Capital [3]	0	0	0	0	0	0	0	0	0
Subtotal FY 23			$6,527	$0					
Total	**$7,973**	**$1,446**	**$6,527**		**$0**	**$0**	**$0**	**$0**	**$0**

[1] Capital includes, but is not limited to, expenses related to capitalizable Development, Design, Land Acquisition, Equipment, Construction and Administration required to complete the project.
[2] Contributions includes, but is not limited to, funding through an agreement to other Government Agencies, Youth Organizations, Cultural Service Organizations and other Non-Profit Organizations.
[3] Non-Capital includes, but is not limited to, expenses related to Building Maintenance, Grounds & Landscaping Maintenance, Non-Capitalizable Equipment and other Professional Services.

PROJECT TITLE: **PROJECT NUMBER: C83645000**
CONCRETE FLATWORK/PARK SIDEWALK AND HARDSCAPE REPAIRS (R3M) (MP)
CIE REQUIREMENTS: Y
LEVEL OF SERVICE IMPACT: M **PROGRAM: PARKS**

PROJECT DESCRIPTION:
Project is for performing repairs and replacements of various ADA sidewalks and concrete hardscapes at various parks.

Neighborhood Community Area:
Various

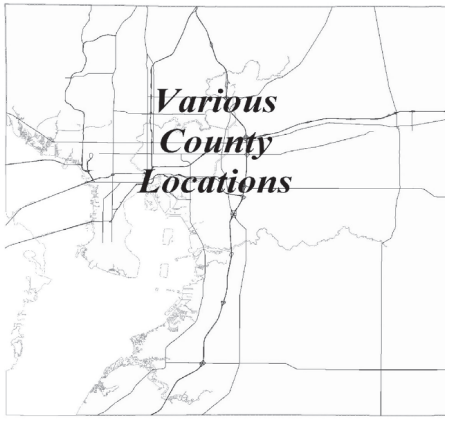

OPERATING COST IMPACT:
No significant change in annual operating costs is anticipated.

PROJECT COMPLETION DATE: Sep 2024

Sources of Funds (in $000s)	Total Estimated Sources	Prior Funding	FY 23 Carryforward	FY 23 Additional	FY 24	FY 25	FY 26	FY 27	Future
ARP Funds	$0	$0	$0	$0	$0	$0	$0	$0	$0
Boat Fees	0	0	0	0	0	0	0	0	0
Community Invest. Tax III	0	0	0	0	0	0	0	0	0
Community Invest. Tax IV	0	0	0	0	0	0	0	0	0
Financing	0	0	0	0	0	0	0	0	0
General Revenues-CW	0	0	0	0	0	0	0	0	0
General Revenues-ELAP	0	0	0	0	0	0	0	0	0
General Revenues-R3M	900	50	850	0	0	0	0	0	0
General Revenues-UA	0	0	0	0	0	0	0	0	0
Grants & County Match	0	0	0	0	0	0	0	0	0
Impact Fees	0	0	0	0	0	0	0	0	0
Other	0	0	0	0	0	0	0	0	0
Undetermined	0	0	0	0	0	0	0	0	0
Subtotal FY 23			$850	$0					
Total	**$900**	**$50**	**$850**		**$0**	**$0**	**$0**	**$0**	**$0**

Uses of Funds (in $000s)	Total Estimated Cost	Prior Expenses	FY 23 Carryforward	FY 23 Additional	FY 24	FY 25	FY 26	FY 27	Future
Capital [1]	$0	$0	$0	$0	$0	$0	$0	$0	$0
Contributions [2]	0	0	0	0	0	0	0	0	0
Non-Capital [3]	900	50	850	0	0	0	0	0	0
Subtotal FY 23			$850	$0					
Total	**$900**	**$50**	**$850**		**$0**	**$0**	**$0**	**$0**	**$0**

[1] Capital includes, but is not limited to, expenses related to capitalizable Development, Design, Land Acquisition, Equipment, Construction and Administration required to complete the project.
[2] Contributions includes, but is not limited to, funding through an agreement to other Government Agencies, Youth Organizations, Cultural Service Organizations and other Non-Profit Organizations.
[3] Non-Capital includes, but is not limited to, expenses related to Building Maintenance, Grounds & Landscaping Maintenance, Non-Capitalizable Equipment and other Professional Services.

PROJECT TITLE: **PROJECT NUMBER: C83320000**
CONSERVATION PARK ROAD REPAVING -LITHIA MEDARD LETTUCE (R3M) (MP)
CIE REQUIREMENTS: Y
LEVEL OF SERVICE IMPACT: M **PROGRAM: PARKS**

PROJECT DESCRIPTION:
Project is for repaving and restriping the parking lots and roadways at Medard, Lithia Springs and Lettuce Lake Parks as part of scheduled lifecycle replacement in accordance with the Repair, Renovation, Replacement and Maintenance (R3M) Program.

Neighborhood Community Area:
Various

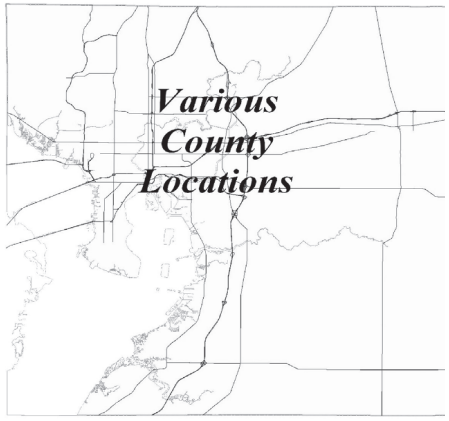

OPERATING COST IMPACT:
No significant change in annual operating costs is anticipated.

PROJECT COMPLETION DATE: Sep 2024

Sources of Funds (in $000s)	Total Estimated Sources	Prior Funding	FY 23 Carryforward	FY 23 Additional	FY 24	FY 25	FY 26	FY 27	Future
ARP Funds	$0	$0	$0	$0	$0	$0	$0	$0	$0
Boat Fees	0	0	0	0	0	0	0	0	0
Community Invest. Tax III	0	0	0	0	0	0	0	0	0
Community Invest. Tax IV	0	0	0	0	0	0	0	0	0
Financing	0	0	0	0	0	0	0	0	0
General Revenues-CW	0	0	0	0	0	0	0	0	0
General Revenues-ELAP	0	0	0	0	0	0	0	0	0
General Revenues-R3M	2,000	67	1,933	0	0	0	0	0	0
General Revenues-UA	0	0	0	0	0	0	0	0	0
Grants & County Match	0	0	0	0	0	0	0	0	0
Impact Fees	0	0	0	0	0	0	0	0	0
Other	0	0	0	0	0	0	0	0	0
Undetermined	0	0	0	0	0	0	0	0	0
Subtotal FY 23			$1,933	$0					
Total	**$2,000**	**$67**	**$1,933**		**$0**	**$0**	**$0**	**$0**	**$0**

Uses of Funds (in $000s)	Total Estimated Cost	Prior Expenses	FY 23 Carryforward	FY 23 Additional	FY 24	FY 25	FY 26	FY 27	Future
Capital [1]	$0	$0	$0	$0	$0	$0	$0	$0	$0
Contributions [2]	0	0	0	0	0	0	0	0	0
Non-Capital [3]	2,000	67	1,933	0	0	0	0	0	0
Subtotal FY 23			$1,933	$0					
Total	**$2,000**	**$67**	**$1,933**		**$0**	**$0**	**$0**	**$0**	**$0**

[1] Capital includes, but is not limited to, expenses related to capitalizable Development, Design, Land Acquisition, Equipment, Construction and Administration required to complete the project.
[2] Contributions includes, but is not limited to, funding through an agreement to other Government Agencies, Youth Organizations, Cultural Service Organizations and other Non-Profit Organizations.
[3] Non-Capital includes, but is not limited to, expenses related to Building Maintenance, Grounds & Landscaping Maintenance, Non-Capitalizable Equipment and other Professional Services.

PROJECT TITLE:
COUNTYWIDE PARK IMPACT FEE ENHANCEMENTS (MP)
CIE REQUIREMENTS: Y
LEVEL OF SERVICE IMPACT: E

PROJECT NUMBER: C83278000

PROGRAM: PARKS

PROJECT DESCRIPTION:
Improvements to various county parks to increase capacity. Improvements include walking trails, dog parks and various park amenities.

OPERATING COST IMPACT:
Operating costs to be determined on a case-by-case basis at various locations.

PROJECT COMPLETION DATE: Ongoing

Neighborhood Community Area:
Various

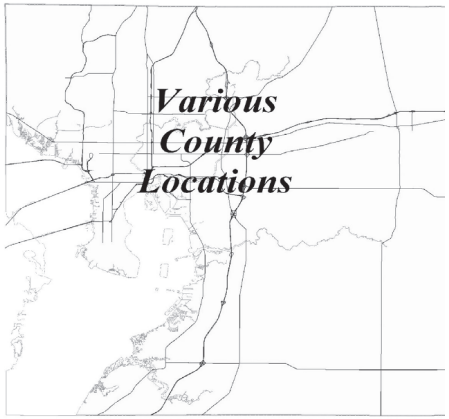

Sources of Funds ($000s)	Total Estimated Sources	Prior Funding	FY 23 Carryforward	FY 23 Additional	FY 24	FY 25	FY 26	FY 27	Future
ARP Funds	$0	$0	$0	$0	$0	$0	$0	$0	$0
Boat Fees	0	0	0	0	0	0	0	0	0
Community Invest. Tax III	0	0	0	0	0	0	0	0	0
Community Invest. Tax IV	0	0	0	0	0	0	0	0	0
Financing	0	0	0	0	0	0	0	0	0
General Revenues-CW	0	0	0	0	0	0	0	0	0
General Revenues-ELAP	0	0	0	0	0	0	0	0	0
General Revenues-R3M	0	0	0	0	0	0	0	0	0
General Revenues-UA	0	0	0	0	0	0	0	0	0
Grants & County Match	0	0	0	0	0	0	0	0	0
Impact Fees	8,840	4,271	4,169	400	0	0	0	0	0
Other	0	0	0	0	0	0	0	0	0
Undetermined	0	0	0	0	0	0	0	0	0
Subtotal FY 23			$4,169	$400					
Total	**$8,840**	**$4,271**	**$4,569**		**$0**	**$0**	**$0**	**$0**	**$0**

Uses of Funds ($000s)	Total Estimated Cost	Prior Expenses	FY 23 Carryforward	FY 23 Additional	FY 24	FY 25	FY 26	FY 27	Future
Capital [1]	$8,820	$4,252	$4,169	$400	$0	$0	$0	$0	$0
Contributions [2]	0	0	0	0	0	0	0	0	0
Non-Capital [3]	20	20	0	0	0	0	0	0	0
Subtotal FY 23			$4,169	$400					
Total	**$8,840**	**$4,271**	**$4,569**		**$0**	**$0**	**$0**	**$0**	**$0**

[1] Capital includes, but is not limited to, expenses related to capitalizable Development, Design, Land Acquisition, Equipment, Construction and Administration required to complete the project.
[2] Contributions includes, but is not limited to, funding through an agreement to other Government Agencies, Youth Organizations, Cultural Service Organizations and other Non-Profit Organizations.
[3] Non-Capital includes, but is not limited to, expenses related to Building Maintenance, Grounds & Landscaping Maintenance, Non-Capitalizable Equipment and other Professional Services.

PROJECT TITLE:
COUNTYWIDE SOCCER COMPLEX
CIE REQUIREMENTS: Y
LEVEL OF SERVICE IMPACT: F

PROJECT NUMBER: C80209000

PROGRAM: PARKS

PROJECT DESCRIPTION:
This project will design and construct a regional tournament soccer complex to include restrooms, concession stands, parking, lighting, and maintenance building. The selected location is a county owned property on Columbus Drive. Additional funding approved in FY 19 for locker room, equipment and site inprovements (Phase 2). Phase 1 is completed. Additional funding has been approved in FY 21 for further site work/parking enhancements and a vendor pavilion (Phase 3). Phase 1 & 2 are complete.

OPERATING COST IMPACT:
Operating cost included in an Interlocal Agreement with Tampa Sport Authority.

PROJECT COMPLETION DATE: Oct 2023

Neighborhood Community Area:
Brandon

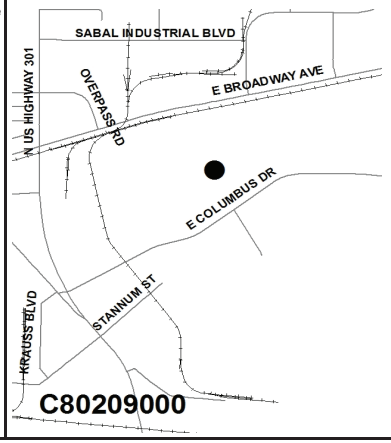

Sources of Funds ($000s)	Total Estimated Sources	Prior Funding	FY 23 Carryforward	FY 23 Additional	FY 24	FY 25	FY 26	FY 27	Future
ARP Funds	$0	$0	$0	$0	$0	$0	$0	$0	$0
Boat Fees	0	0	0	0	0	0	0	0	0
Community Invest. Tax III	14,968	14,965	3	0	0	0	0	0	0
Community Invest. Tax IV	0	0	0	0	0	0	0	0	0
Financing	3,400	2,293	807	300	0	0	0	0	0
General Revenues-CW	2,382	2,382	0	0	0	0	0	0	0
General Revenues-ELAP	0	0	0	0	0	0	0	0	0
General Revenues-R3M	0	0	0	0	0	0	0	0	0
General Revenues-UA	0	0	0	0	0	0	0	0	0
Grants & County Match	0	0	0	0	0	0	0	0	0
Impact Fees	0	0	0	0	0	0	0	0	0
Other	0	0	0	0	0	0	0	0	0
Undetermined	0	0	0	0	0	0	0	0	0
Subtotal FY 23			$810	$300					
Total	**$20,750**	**$19,640**	**$1,110**		**$0**	**$0**	**$0**	**$0**	**$0**

Uses of Funds ($000s)	Total Estimated Cost	Prior Expenses	FY 23 Carryforward	FY 23 Additional	FY 24	FY 25	FY 26	FY 27	Future
Capital [1]	$20,743	$19,633	$810	$300	$0	$0	$0	$0	$0
Contributions [2]	0	0	0	0	0	0	0	0	0
Non-Capital [3]	7	7	0	0	0	0	0	0	0
Subtotal FY 23			$810	$300					
Total	**$20,750**	**$19,640**	**$1,110**		**$0**	**$0**	**$0**	**$0**	**$0**

[1] Capital includes, but is not limited to, expenses related to capitalizable Development, Design, Land Acquisition, Equipment, Construction and Administration required to complete the project.
[2] Contributions includes, but is not limited to, funding through an agreement to other Government Agencies, Youth Organizations, Cultural Service Organizations and other Non-Profit Organizations.
[3] Non-Capital includes, but is not limited to, expenses related to Building Maintenance, Grounds & Landscaping Maintenance, Non-Capitalizable Equipment and other Professional Services.

PROJECT TITLE:
CROSS CREEK PARK CONSTRUCTION
CIE REQUIREMENTS: Y
LEVEL OF SERVICE IMPACT: F

PROJECT NUMBER: C80005000

PROGRAM: PARKS

PROJECT DESCRIPTION:
Construction of a 12-acre neighborhood park on County-owned property adjacent to Pride Elementary. Project scope includes recreation building and associated amenities. Construction to be funded in the future.

OPERATING COST IMPACT:
Operating cost impact to be determined in the future.

PROJECT COMPLETION DATE: TBD

Neighborhood Community Area:
East Rural

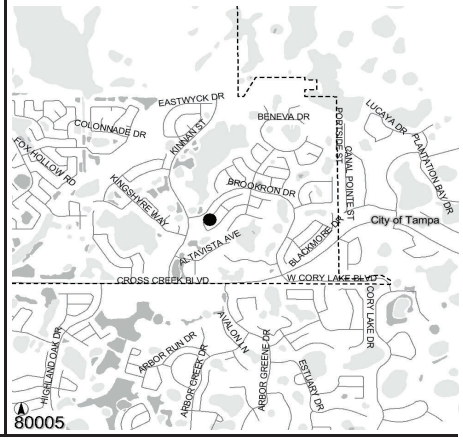

Sources of Funds ($000s)	Total Estimated Sources	Prior Funding	FY 23 Carryforward	FY 23 Additional	FY 24	FY 25	FY 26	FY 27	Future
ARP Funds	$0	$0	$0	$0	$0	$0	$0	$0	$0
Boat Fees	0	0	0	0	0	0	0	0	0
Community Invest. Tax III	0	0	0	0	0	0	0	0	0
Community Invest. Tax IV	0	0	0	0	0	0	0	0	0
Financing	0	0	0	0	0	0	0	0	0
General Revenues-CW	972	2	970	0	0	0	0	0	0
General Revenues-ELAP	0	0	0	0	0	0	0	0	0
General Revenues-R3M	0	0	0	0	0	0	0	0	0
General Revenues-UA	0	0	0	0	0	0	0	0	0
Grants & County Match	0	0	0	0	0	0	0	0	0
Impact Fees	882	424	458	0	0	0	0	0	0
Other	0	0	0	0	0	0	0	0	0
Undetermined	0	0	0	0	0	0	0	0	0
Subtotal FY 23			$1,427	$0					
Total	**$1,854**	**$427**	**$1,427**		**$0**	**$0**	**$0**	**$0**	**$0**

Uses of Funds ($000s)	Total Estimated Cost	Prior Expenses	FY 23 Carryforward	FY 23 Additional	FY 24	FY 25	FY 26	FY 27	Future
Capital [1]	$1,854	$427	$1,427	$0	$0	$0	$0	$0	$0
Contributions [2]	0	0	0	0	0	0	0	0	0
Non-Capital [3]	0	0	0	0	0	0	0	0	0
Subtotal FY 23			$1,427	$0					
Total	**$1,854**	**$427**	**$1,427**		**$0**	**$0**	**$0**	**$0**	**$0**

[1] Capital includes, but is not limited to, expenses related to capitalizable Development, Design, Land Acquisition, Equipment, Construction and Administration required to complete the project.
[2] Contributions includes, but is not limited to, funding through an agreement to other Government Agencies, Youth Organizations, Cultural Service Organizations and other Non-Profit Organizations.
[3] Non-Capital includes, but is not limited to, expenses related to Building Maintenance, Grounds & Landscaping Maintenance, Non-Capitalizable Equipment and other Professional Services.

PROJECT TITLE:
EG SIMMONS FISHING PIER RENOVATIONS (R3M)
CIE REQUIREMENTS: Y
LEVEL OF SERVICE IMPACT: M

PROJECT NUMBER: C83649000

PROGRAM: PARKS

PROJECT DESCRIPTION:
Project is for renovating the wood fishing structures for the park. Renovations may include replacing deteriorated wood decking, railing, stringers and piles.

OPERATING COST IMPACT:
No significant change in annual operating costs is anticipated.

PROJECT COMPLETION DATE: Sep 2023

Neighborhood Community Area:
Apollo Beach

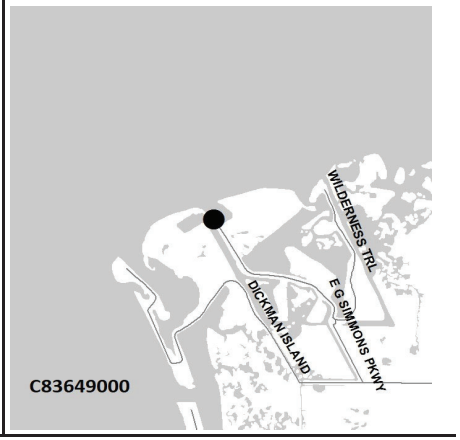

Sources of Funds ($000s)	Total Estimated Sources	Prior Funding	FY 23 Carryforward	FY 23 Additional	FY 24	FY 25	FY 26	FY 27	Future
ARP Funds	$0	$0	$0	$0	$0	$0	$0	$0	$0
Boat Fees	0	0	0	0	0	0	0	0	0
Community Invest. Tax III	0	0	0	0	0	0	0	0	0
Community Invest. Tax IV	0	0	0	0	0	0	0	0	0
Financing	0	0	0	0	0	0	0	0	0
General Revenues-CW	0	0	0	0	0	0	0	0	0
General Revenues-ELAP	0	0	0	0	0	0	0	0	0
General Revenues-R3M	625	65	360	200	0	0	0	0	0
General Revenues-UA	0	0	0	0	0	0	0	0	0
Grants & County Match	0	0	0	0	0	0	0	0	0
Impact Fees	0	0	0	0	0	0	0	0	0
Other	0	0	0	0	0	0	0	0	0
Undetermined	0	0	0	0	0	0	0	0	0
Subtotal FY 23			$360	$200					
Total	**$625**	**$65**	**$560**		**$0**	**$0**	**$0**	**$0**	**$0**

Uses of Funds ($000s)	Total Estimated Cost	Prior Expenses	FY 23 Carryforward	FY 23 Additional	FY 24	FY 25	FY 26	FY 27	Future
Capital [1]	$0	$0	$0	$0	$0	$0	$0	$0	$0
Contributions [2]	0	0	0	0	0	0	0	0	0
Non-Capital [3]	625	65	360	200	0	0	0	0	0
Subtotal FY 23			$360	$200					
Total	**$625**	**$65**	**$560**		**$0**	**$0**	**$0**	**$0**	**$0**

[1] Capital includes, but is not limited to, expenses related to capitalizable Development, Design, Land Acquisition, Equipment, Construction and Administration required to complete the project.
[2] Contributions includes, but is not limited to, funding through an agreement to other Government Agencies, Youth Organizations, Cultural Service Organizations and other Non-Profit Organizations.
[3] Non-Capital includes, but is not limited to, expenses related to Building Maintenance, Grounds & Landscaping Maintenance, Non-Capitalizable Equipment and other Professional Services.

PROJECT TITLE:
EG SIMMONS SHELTER REPLACEMENT (R3M)
CIE REQUIREMENTS: Y
LEVEL OF SERVICE IMPACT: M

PROJECT NUMBER: C83659000

PROGRAM: PARKS

PROJECT DESCRIPTION:
This project is for the scheduled life cycle replacement of the wood picnic shelters that have reached its life expectancy.

OPERATING COST IMPACT:
No significant change in annual operating costs is anticipated.

PROJECT COMPLETION DATE: Sep 2024

Neighborhood Community Area:
Apollo Beach

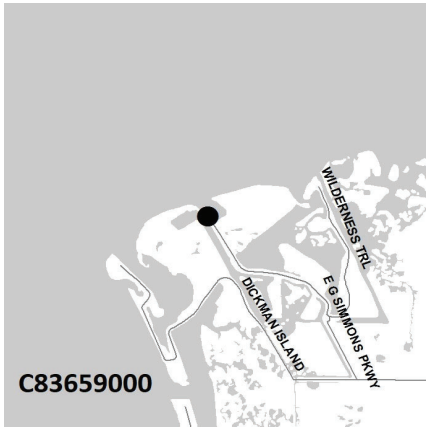

Sources of Funds ($000s)	Total Estimated Sources	Prior Funding	FY 23 Carryforward	FY 23 Additional	FY 24	FY 25	FY 26	FY 27	Future
ARP Funds	$0	$0	$0	$0	$0	$0	$0	$0	$0
Boat Fees	0	0	0	0	0	0	0	0	0
Community Invest. Tax III	0	0	0	0	0	0	0	0	0
Community Invest. Tax IV	0	0	0	0	0	0	0	0	0
Financing	0	0	0	0	0	0	0	0	0
General Revenues-CW	0	0	0	0	0	0	0	0	0
General Revenues-ELAP	0	0	0	0	0	0	0	0	0
General Revenues-R3M	500	0	0	500	0	0	0	0	0
General Revenues-UA	0	0	0	0	0	0	0	0	0
Grants & County Match	0	0	0	0	0	0	0	0	0
Impact Fees	0	0	0	0	0	0	0	0	0
Other	0	0	0	0	0	0	0	0	0
Undetermined	0	0	0	0	0	0	0	0	0
Subtotal FY 23			$0	$500					
Total	**$500**	**$0**	**$500**		**$0**	**$0**	**$0**	**$0**	**$0**

Uses of Funds ($000s)	Total Estimated Cost	Prior Expenses	FY 23 Carryforward	FY 23 Additional	FY 24	FY 25	FY 26	FY 27	Future
Capital [1]	$0	$0	$0	$0	$0	$0	$0	$0	$0
Contributions [2]	0	0	0	0	0	0	0	0	0
Non-Capital [3]	500	0	0	500	0	0	0	0	0
Subtotal FY 23			$0	$500					
Total	**$500**	**$0**	**$500**		**$0**	**$0**	**$0**	**$0**	**$0**

[1] Capital includes, but is not limited to, expenses related to capitalizable Development, Design, Land Acquisition, Equipment, Construction and Administration required to complete the project.
[2] Contributions includes, but is not limited to, funding through an agreement to other Government Agencies, Youth Organizations, Cultural Service Organizations and other Non-Profit Organizations.
[3] Non-Capital includes, but is not limited to, expenses related to Building Maintenance, Grounds & Landscaping Maintenance, Non-Capitalizable Equipment and other Professional Services.

PROJECT TITLE:
EG SIMMONS/ECO TOURISM
CIE REQUIREMENTS: Y
LEVEL OF SERVICE IMPACT: E

PROJECT NUMBER: C83247000

PROGRAM: PARKS

PROJECT DESCRIPTION:
The project includes the design and construction of improvements to the EG Simmons Park such as beach erosion control and other amenities to expand eco-friendly and recreational activities at the park including campground expansion.

OPERATING COST IMPACT:
Operating cost impact is estimated to be an additional $15,000 per year.

PROJECT COMPLETION DATE: Dec 2023

Neighborhood Community Area:
Apollo Beach

Sources of Funds ($000s)	Total Estimated Sources	Prior Funding	FY 23 Carryforward	FY 23 Additional	FY 24	FY 25	FY 26	FY 27	Future
ARP Funds	$0	$0	$0	$0	$0	$0	$0	$0	$0
Boat Fees	0	0	0	0	0	0	0	0	0
Community Invest. Tax III	0	0	0	0	0	0	0	0	0
Community Invest. Tax IV	0	0	0	0	0	0	0	0	0
Financing	1,451	1,012	440	0	0	0	0	0	0
General Revenues-CW	500	499	1	0	0	0	0	0	0
General Revenues-ELAP	0	0	0	0	0	0	0	0	0
General Revenues-R3M	0	0	0	0	0	0	0	0	0
General Revenues-UA	0	0	0	0	0	0	0	0	0
Grants & County Match	0	0	0	0	0	0	0	0	0
Impact Fees	409	65	43	300	0	0	0	0	0
Other	0	0	0	0	0	0	0	0	0
Undetermined	0	0	0	0	0	0	0	0	0
Subtotal FY 23			$484	$300					
Total	**$2,360**	**$1,576**	**$784**		**$0**	**$0**	**$0**	**$0**	**$0**

Uses of Funds ($000s)	Total Estimated Cost	Prior Expenses	FY 23 Carryforward	FY 23 Additional	FY 24	FY 25	FY 26	FY 27	Future
Capital [1]	$2,203	$1,419	$484	$300	$0	$0	$0	$0	$0
Contributions [2]	0	0	0	0	0	0	0	0	0
Non-Capital [3]	158	158	0	0	0	0	0	0	0
Subtotal FY 23			$484	$300					
Total	**$2,360**	**$1,576**	**$784**		**$0**	**$0**	**$0**	**$0**	**$0**

[1] Capital includes, but is not limited to, expenses related to capitalizable Development, Design, Land Acquisition, Equipment, Construction and Administration required to complete the project.
[2] Contributions includes, but is not limited to, funding through an agreement to other Government Agencies, Youth Organizations, Cultural Service Organizations and other Non-Profit Organizations.
[3] Non-Capital includes, but is not limited to, expenses related to Building Maintenance, Grounds & Landscaping Maintenance, Non-Capitalizable Equipment and other Professional Services.

PROJECT TITLE:
ELAPP SITE ACCESS MANAGEMENT AND SAFETY IMPROVEMENTS (MP)
CIE REQUIREMENTS: Y
LEVEL OF SERVICE IMPACT: F

PROJECT NUMBER: C83668000
PROGRAM: PARKS

PROJECT DESCRIPTION:
This project will fund the design and construction of eight (8) green bridges (made of mostly natural, renewable materials) at four (4) ELAPP nature preserves. Sites are listed in priority order: 1) Cypress Creek Preserve (1 bridge, est. cost $500,000); 2) Alderman's Ford to Alafia River South Prong Preserve (4 bridges, est. cost $2,500,000); 3) Little Manatee River Preserve (2 bridges, est. cost $2,000,000); and 4) Blackwater Creek Preserve (1 bridge, est. cost $1,000,000)

OPERATING COST IMPACT:
No significant change in annual operating costs is anticipated.

PROJECT COMPLETION DATE: Nov 2025

Neighborhood Community Area:
Various

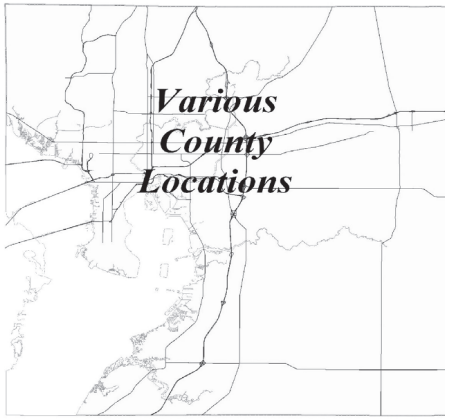

Sources of Funds ($000s)	Total Estimated Sources	Prior Funding	FY 23 Carryforward	FY 23 Additional	FY 24	FY 25	FY 26	FY 27	Future
ARP Funds	$0	$0	$0	$0	$0	$0	$0	$0	$0
Boat Fees	0	0	0	0	0	0	0	0	0
Community Invest. Tax III	0	0	0	0	0	0	0	0	0
Community Invest. Tax IV	6,000	0	0	6,000	0	0	0	0	0
Financing	0	0	0	0	0	0	0	0	0
General Revenues-CW	0	0	0	0	0	0	0	0	0
General Revenues-ELAP	0	0	0	0	0	0	0	0	0
General Revenues-R3M	0	0	0	0	0	0	0	0	0
General Revenues-UA	0	0	0	0	0	0	0	0	0
Grants & County Match	0	0	0	0	0	0	0	0	0
Impact Fees	0	0	0	0	0	0	0	0	0
Other	0	0	0	0	0	0	0	0	0
Undetermined	0	0	0	0	0	0	0	0	0
Subtotal FY 23			$0	$6,000					
Total	**$6,000**	**$0**	**$6,000**		**$0**	**$0**	**$0**	**$0**	**$0**

Uses of Funds ($000s)	Total Estimated Cost	Prior Expenses	FY 23 Carryforward	FY 23 Additional	FY 24	FY 25	FY 26	FY 27	Future
Capital [1]	$6,000	$0	$0	$6,000	$0	$0	$0	$0	$0
Contributions [2]	0	0	0	0	0	0	0	0	0
Non-Capital [3]	0	0	0	0	0	0	0	0	0
Subtotal FY 23			$0	$6,000					
Total	**$6,000**	**$0**	**$6,000**		**$0**	**$0**	**$0**	**$0**	**$0**

[1] Capital includes, but is not limited to, expenses related to capitalizable Development, Design, Land Acquisition, Equipment, Construction and Administration required to complete the project.
[2] Contributions includes, but is not limited to, funding through an agreement to other Government Agencies, Youth Organizations, Cultural Service Organizations and other Non-Profit Organizations.
[3] Non-Capital includes, but is not limited to, expenses related to Building Maintenance, Grounds & Landscaping Maintenance, Non-Capitalizable Equipment and other Professional Services.

PROJECT TITLE:
EMANUEL JOHNSON PARK SPLASH PAD
CIE REQUIREMENTS: Y
LEVEL OF SERVICE IMPACT: E

PROJECT NUMBER: C83652000
PROGRAM: PARKS

PROJECT DESCRIPTION:
The project includes design and construction of a new splash pad at the existing Emanuel P. Johnson Recreation Center located at 5855 S. 78th Street, Tampa, FL 33619. Scope includes supporting infrastucture and amenities such as benches, trash receptacles and water fountains as budget will allow.

OPERATING COST IMPACT:
Operating cost is estimated to be an additional $55,000 per year.

PROJECT COMPLETION DATE: Dec 2023

Neighborhood Community Area:
Greater Palm River

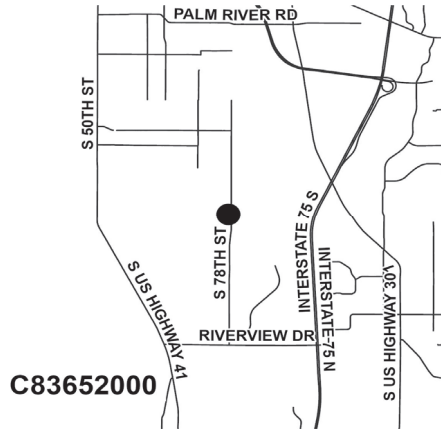

Sources of Funds ($000s)	Total Estimated Sources	Prior Funding	FY 23 Carryforward	FY 23 Additional	FY 24	FY 25	FY 26	FY 27	Future
ARP Funds	$0	$0	$0	$0	$0	$0	$0	$0	$0
Boat Fees	0	0	0	0	0	0	0	0	0
Community Invest. Tax III	0	0	0	0	0	0	0	0	0
Community Invest. Tax IV	0	0	0	0	0	0	0	0	0
Financing	0	0	0	0	0	0	0	0	0
General Revenues-CW	0	0	0	0	0	0	0	0	0
General Revenues-ELAP	0	0	0	0	0	0	0	0	0
General Revenues-R3M	0	0	0	0	0	0	0	0	0
General Revenues-UA	850	24	826	0	0	0	0	0	0
Grants & County Match	0	0	0	0	0	0	0	0	0
Impact Fees	0	0	0	0	0	0	0	0	0
Other	0	0	0	0	0	0	0	0	0
Undetermined	0	0	0	0	0	0	0	0	0
Subtotal FY 23			$826	$0					
Total	**$850**	**$24**	**$826**		**$0**	**$0**	**$0**	**$0**	**$0**

Uses of Funds ($000s)	Total Estimated Cost	Prior Expenses	FY 23 Carryforward	FY 23 Additional	FY 24	FY 25	FY 26	FY 27	Future
Capital [1]	$850	$24	$826	$0	$0	$0	$0	$0	$0
Contributions [2]	0	0	0	0	0	0	0	0	0
Non-Capital [3]	0	0	0	0	0	0	0	0	0
Subtotal FY 23			$826	$0					
Total	**$850**	**$24**	**$826**		**$0**	**$0**	**$0**	**$0**	**$0**

[1] Capital includes, but is not limited to, expenses related to capitalizable Development, Design, Land Acquisition, Equipment, Construction and Administration required to complete the project.
[2] Contributions includes, but is not limited to, funding through an agreement to other Government Agencies, Youth Organizations, Cultural Service Organizations and other Non-Profit Organizations.
[3] Non-Capital includes, but is not limited to, expenses related to Building Maintenance, Grounds & Landscaping Maintenance, Non-Capitalizable Equipment and other Professional Services.

PROJECT TITLE: INDOOR ATHLETIC FACILITY
PROJECT NUMBER: C83312000
CIE REQUIREMENTS: Y
LEVEL OF SERVICE IMPACT: F
PROGRAM: PARKS

PROJECT DESCRIPTION:
The BOCC approved $2 million for a pontential indoor athletic facility. Scope and location are to be determined.

OPERATING COST IMPACT:
Operating cost impact to be determined in the future.

PROJECT COMPLETION DATE: TBD

Neighborhood Community Area:
To Be Determined

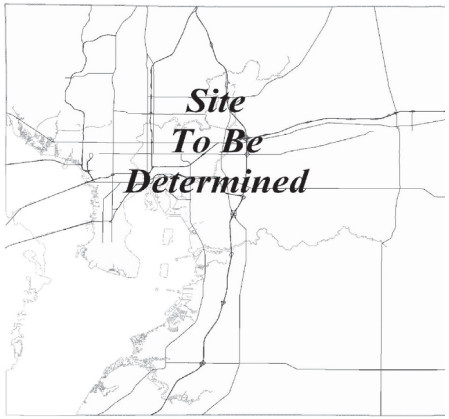

Sources of Funds (in $000s)	Total Estimated Sources	Prior Funding	FY 23 Carryforward	FY 23 Additional	FY 24	FY 25	FY 26	FY 27	Future
ARP Funds	$0	$0	$0	$0	$0	$0	$0	$0	$0
Boat Fees	0	0	0	0	0	0	0	0	0
Community Invest. Tax III	0	0	0	0	0	0	0	0	0
Community Invest. Tax IV	0	0	0	0	0	0	0	0	0
Financing	0	0	0	0	0	0	0	0	0
General Revenues-CW	0	0	0	0	0	0	0	0	0
General Revenues-ELAP	0	0	0	0	0	0	0	0	0
General Revenues-R3M	0	0	0	0	0	0	0	0	0
General Revenues-UA	0	0	0	0	0	0	0	0	0
Grants & County Match	0	0	0	0	0	0	0	0	0
Impact Fees	0	0	0	0	0	0	0	0	0
Other	2,000	0	2,000	0	0	0	0	0	0
Undetermined	0	0	0	0	0	0	0	0	0
Subtotal FY 23			$2,000	$0					
Total	**$2,000**	**$0**	**$2,000**		**$0**	**$0**	**$0**	**$0**	**$0**

Uses of Funds (in $000s)	Total Estimated Cost	Prior Expenses	FY 23 Carryforward	FY 23 Additional	FY 24	FY 25	FY 26	FY 27	Future
Capital [1]	$2,000	$0	$2,000	$0	$0	$0	$0	$0	$0
Contributions [2]	0	0	0	0	0	0	0	0	0
Non-Capital [3]	0	0	0	0	0	0	0	0	0
Subtotal FY 23			$2,000	$0					
Total	**$2,000**	**$0**	**$2,000**		**$0**	**$0**	**$0**	**$0**	**$0**

[1] Capital includes, but is not limited to, expenses related to capitalizable Development, Design, Land Acquisition, Equipment, Construction and Administration required to complete the project.
[2] Contributions includes, but is not limited to, funding through an agreement to other Government Agencies, Youth Organizations, Cultural Service Organizations and other Non-Profit Organizations.
[3] Non-Capital includes, but is not limited to, expenses related to Building Maintenance, Grounds & Landscaping Maintenance, Non-Capitalizable Equipment and other Professional Services.

PROJECT TITLE: JAN K PLATT (ELAPP) PROPERTY ACQUISITION CAPITAL PROJECT (MP)
PROJECT NUMBER: C89900000
CIE REQUIREMENTS: Y
LEVEL OF SERVICE IMPACT: F
PROGRAM: PARKS

PROJECT DESCRIPTION:
This project represents available funds to preserve and buy environmentally sensitive and significant lands throughout Hillsborough County that have been approved for preservation through the Jan K. Platt Environmental Lands Acquisition and Protection Program (ELAPP).

OPERATING COST IMPACT:
Operating cost is to be determined based on land acquisition.

PROJECT COMPLETION DATE: Ongoing

Neighborhood Community Area:
Countywide

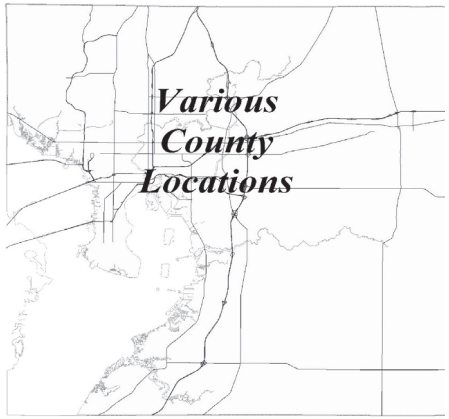

Sources of Funds (in $000s)	Total Estimated Sources	Prior Funding	FY 23 Carryforward	FY 23 Additional	FY 24	FY 25	FY 26	FY 27	Future
ARP Funds	$0	$0	$0	$0	$0	$0	$0	$0	$0
Boat Fees	0	0	0	0	0	0	0	0	0
Community Invest. Tax III	0	0	0	0	0	0	0	0	0
Community Invest. Tax IV	0	0	0	0	0	0	0	0	0
Financing	92,275	48,561	11,714	32,000	0	0	0	0	0
General Revenues-CW	0	0	0	0	0	0	0	0	0
General Revenues-ELAP	3,250	3,200	50	0	0	0	0	0	0
General Revenues-R3M	0	0	0	0	0	0	0	0	0
General Revenues-UA	0	0	0	0	0	0	0	0	0
Grants & County Match	0	0	0	0	0	0	0	0	0
Impact Fees	0	0	0	0	0	0	0	0	0
Other	0	0	0	0	0	0	0	0	0
Undetermined	0	0	0	0	0	0	0	0	0
Subtotal FY 23			$11,764	$32,000					
Total	**$95,525**	**$51,761**	**$43,764**		**$0**	**$0**	**$0**	**$0**	**$0**

Uses of Funds (in $000s)	Total Estimated Cost	Prior Expenses	FY 23 Carryforward	FY 23 Additional	FY 24	FY 25	FY 26	FY 27	Future
Capital [1]	$95,525	$51,761	$11,764	$32,000	$0	$0	$0	$0	$0
Contributions [2]	0	0	0	0	0	0	0	0	0
Non-Capital [3]	0	0	0	0	0	0	0	0	0
Subtotal FY 23			$11,764	$32,000					
Total	**$95,525**	**$51,761**	**$43,764**		**$0**	**$0**	**$0**	**$0**	**$0**

[1] Capital includes, but is not limited to, expenses related to capitalizable Development, Design, Land Acquisition, Equipment, Construction and Administration required to complete the project.
[2] Contributions includes, but is not limited to, funding through an agreement to other Government Agencies, Youth Organizations, Cultural Service Organizations and other Non-Profit Organizations.
[3] Non-Capital includes, but is not limited to, expenses related to Building Maintenance, Grounds & Landscaping Maintenance, Non-Capitalizable Equipment and other Professional Services.

PROJECT TITLE: JAN K PLATT (ELAPP) PROPERTY RESTORATION CAPITAL PROJECT (MP)
PROJECT NUMBER: C89200000
CIE REQUIREMENTS: Y
LEVEL OF SERVICE IMPACT: F
PROGRAM: PARKS

PROJECT DESCRIPTION:
This project represents available funds for the restoration of environmentally sensitive and significant lands throughout Hillsborough County that have been approved for preservation through the Jan K. Platt Environmental Lands Acquisition and Protection Program (ELAPP).

OPERATING COST IMPACT:
Operating cost is to be determined based on land acquisition.

PROJECT COMPLETION DATE: Ongoing

Neighborhood Community Area:
Countywide

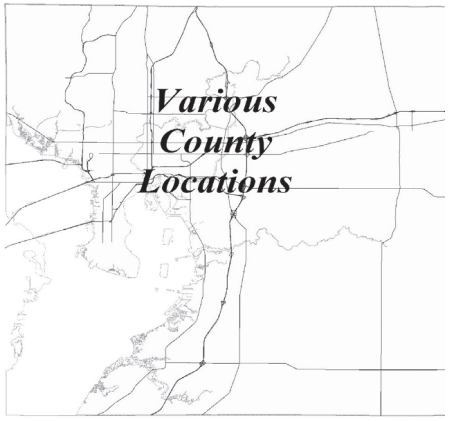

Sources of Funds ($000s)	Total Estimated Sources	Prior Funding	FY 23 Carryforward	FY 23 Additional	FY 24	FY 25	FY 26	FY 27	Future
ARP Funds	$0	$0	$0	$0	$0	$0	$0	$0	$0
Boat Fees	0	0	0	0	0	0	0	0	0
Community Invest. Tax III	0	0	0	0	0	0	0	0	0
Community Invest. Tax IV	0	0	0	0	0	0	0	0	0
Financing	6,536	664	5,872	0	0	0	0	0	0
General Revenues-CW	0	0	0	0	0	0	0	0	0
General Revenues-ELAP	21,779	10,615	10,005	651	256	40	40	171	0
General Revenues-R3M	0	0	0	0	0	0	0	0	0
General Revenues-UA	0	0	0	0	0	0	0	0	0
Grants & County Match	704	704	129	(129)	0	0	0	0	0
Impact Fees	0	0	0	0	0	0	0	0	0
Other	5,171	72	4,685	415	0	0	0	0	0
Undetermined	0	0	0	0	0	0	0	0	0
Subtotal FY 23			$20,691	$937					
Total	**$34,190**	**$12,055**	**$21,628**		**$256**	**$40**	**$40**	**$171**	**$0**

Uses of Funds ($000s)	Total Estimated Cost	Prior Expenses	FY 23 Carryforward	FY 23 Additional	FY 24	FY 25	FY 26	FY 27	Future
Capital [1]	$19,461	$4,525	$13,777	$651	$256	$40	$40	$171	$0
Contributions [2]	0	0	0	0	0	0	0	0	0
Non-Capital [3]	14,729	7,530	6,913	286	0	0	0	0	0
Subtotal FY 23			$20,691	$937					
Total	**$34,190**	**$12,055**	**$21,628**		**$256**	**$40**	**$40**	**$171**	**$0**

[1] Capital includes, but is not limited to, expenses related to capitalizable Development, Design, Land Acquisition, Equipment, Construction and Administration required to complete the project.
[2] Contributions includes, but is not limited to, funding through an agreement to other Government Agencies, Youth Organizations, Cultural Service Organizations and other Non-Profit Organizations.
[3] Non-Capital includes, but is not limited to, expenses related to Building Maintenance, Grounds & Landscaping Maintenance, Non-Capitalizable Equipment and other Professional Services.

PROJECT TITLE: KENLY PARK SPLASH PAD
PROJECT NUMBER: C83650000
CIE REQUIREMENTS: Y
LEVEL OF SERVICE IMPACT: E
PROGRAM: PARKS

PROJECT DESCRIPTION:
The project includes design and construction of a walking trail and new splash pad at the existing Kenly Park located at 3101 N. 66th Street, Tampa. Scope includes supporting infrastructure and amenities such as benches, trash receptacles and water fountains as budget will allow.

OPERATING COST IMPACT:
Operating cost is estimated to be an additional $110,000 per year.

PROJECT COMPLETION DATE: Dec 2023

Neighborhood Community Area:
East Lake Orient Park

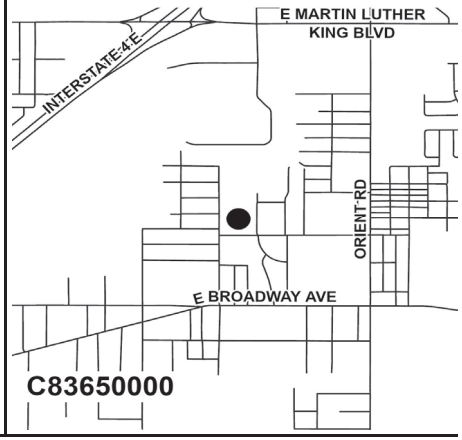

Sources of Funds ($000s)	Total Estimated Sources	Prior Funding	FY 23 Carryforward	FY 23 Additional	FY 24	FY 25	FY 26	FY 27	Future
ARP Funds	$0	$0	$0	$0	$0	$0	$0	$0	$0
Boat Fees	0	0	0	0	0	0	0	0	0
Community Invest. Tax III	0	0	0	0	0	0	0	0	0
Community Invest. Tax IV	0	0	0	0	0	0	0	0	0
Financing	0	0	0	0	0	0	0	0	0
General Revenues-CW	0	0	0	0	0	0	0	0	0
General Revenues-ELAP	0	0	0	0	0	0	0	0	0
General Revenues-R3M	0	0	0	0	0	0	0	0	0
General Revenues-UA	850	24	826	0	0	0	0	0	0
Grants & County Match	0	0	0	0	0	0	0	0	0
Impact Fees	0	0	0	0	0	0	0	0	0
Other	0	0	0	0	0	0	0	0	0
Undetermined	0	0	0	0	0	0	0	0	0
Subtotal FY 23			$826	$0					
Total	**$850**	**$24**	**$826**		**$0**	**$0**	**$0**	**$0**	**$0**

Uses of Funds ($000s)	Total Estimated Cost	Prior Expenses	FY 23 Carryforward	FY 23 Additional	FY 24	FY 25	FY 26	FY 27	Future
Capital [1]	$850	$24	$826	$0	$0	$0	$0	$0	$0
Contributions [2]	0	0	0	0	0	0	0	0	0
Non-Capital [3]	0	0	0	0	0	0	0	0	0
Subtotal FY 23			$826	$0					
Total	**$850**	**$24**	**$826**		**$0**	**$0**	**$0**	**$0**	**$0**

[1] Capital includes, but is not limited to, expenses related to capitalizable Development, Design, Land Acquisition, Equipment, Construction and Administration required to complete the project.
[2] Contributions includes, but is not limited to, funding through an agreement to other Government Agencies, Youth Organizations, Cultural Service Organizations and other Non-Profit Organizations.
[3] Non-Capital includes, but is not limited to, expenses related to Building Maintenance, Grounds & Landscaping Maintenance, Non-Capitalizable Equipment and other Professional Services.

PROJECT TITLE:
KEYSTONE PARK EXPANSION
CIE REQUIREMENTS: Y
LEVEL OF SERVICE IMPACT: F

PROJECT NUMBER: C80236000

PROGRAM: PARKS

PROJECT DESCRIPTION:
This project is for the purpose of improving services to the youth and community organizations in this area and includes masterplanning and renovation/expansion of the existing park as prioritized by citizens and the Parks Department. Project includes renovation and expansion of the recreation building, playground, shelters, site improvements, parking and new pavilion

OPERATING COST IMPACT:
No significant change in annual operating costs is anticipated.

PROJECT COMPLETION DATE: Jun 2023

Neighborhood Community Area:
Keystone Odessa

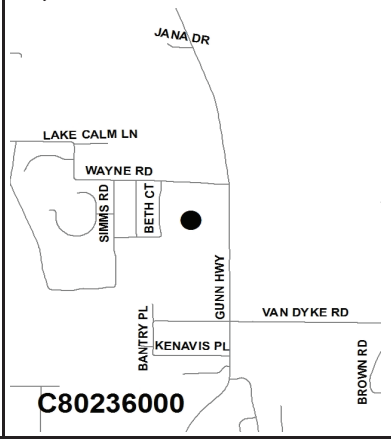

Sources of Funds ($000s)	Total Estimated Sources	Prior Funding	FY 23 Carryforward	FY 23 Additional	FY 24	FY 25	FY 26	FY 27	Future
ARP Funds	$0	$0	$0	$0	$0	$0	$0	$0	$0
Boat Fees	0	0	0	0	0	0	0	0	0
Community Invest. Tax III	0	0	0	0	0	0	0	0	0
Community Invest. Tax IV	0	0	0	0	0	0	0	0	0
Financing	0	0	0	0	0	0	0	0	0
General Revenues-CW	0	0	0	0	0	0	0	0	0
General Revenues-ELAP	0	0	0	0	0	0	0	0	0
General Revenues-R3M	1,550	1,550	0	0	0	0	0	0	0
General Revenues-UA	1,022	48	974	0	0	0	0	0	0
Grants & County Match	0	0	0	0	0	0	0	0	0
Impact Fees	1,478	1,186	292	0	0	0	0	0	0
Other	0	0	0	0	0	0	0	0	0
Undetermined	0	0	0	0	0	0	0	0	0
Subtotal FY 23			$1,266	$0					
Total	**$4,050**	**$2,784**	**$1,266**		**$0**	**$0**	**$0**	**$0**	**$0**

Uses of Funds ($000s)	Total Estimated Cost	Prior Expenses	FY 23 Carryforward	FY 23 Additional	FY 24	FY 25	FY 26	FY 27	Future
Capital [1]	$4,046	$2,780	$1,266	$0	$0	$0	$0	$0	$0
Contributions [2]	0	0	0	0	0	0	0	0	0
Non-Capital [3]	5	5	0	0	0	0	0	0	0
Subtotal FY 23			$1,266	$0					
Total	**$4,050**	**$2,784**	**$1,266**		**$0**	**$0**	**$0**	**$0**	**$0**

[1] Capital includes, but is not limited to, expenses related to capitalizable Development, Design, Land Acquisition, Equipment, Construction and Administration required to complete the project.
[2] Contributions includes, but is not limited to, funding through an agreement to other Government Agencies, Youth Organizations, Cultural Service Organizations and other Non-Profit Organizations.
[3] Non-Capital includes, but is not limited to, expenses related to Building Maintenance, Grounds & Landscaping Maintenance, Non-Capitalizable Equipment and other Professional Services.

PROJECT TITLE:
LAKE PARK BMX TRACK LIGHTING REPLACEMENT (R3M)
CIE REQUIREMENTS: Y
LEVEL OF SERVICE IMPACT: M

PROJECT NUMBER: C83660000

PROGRAM: PARKS

PROJECT DESCRIPTION:
This project is for the scheduled life cycle replacement of the metal halide sports lighting system that has reached its life expectancy with new LED lighting.

OPERATING COST IMPACT:
No significant change in annual operating costs is anticipated.

PROJECT COMPLETION DATE: Sep 2024

Neighborhood Community Area:
Lutz

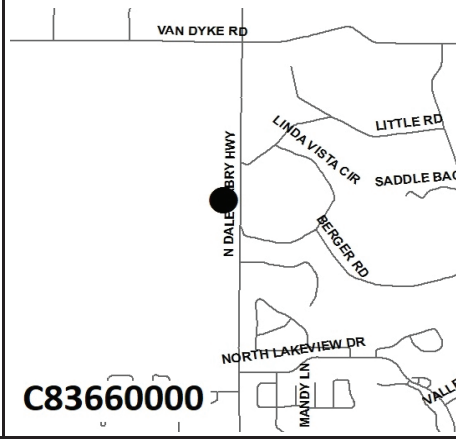

Sources of Funds ($000s)	Total Estimated Sources	Prior Funding	FY 23 Carryforward	FY 23 Additional	FY 24	FY 25	FY 26	FY 27	Future
ARP Funds	$0	$0	$0	$0	$0	$0	$0	$0	$0
Boat Fees	0	0	0	0	0	0	0	0	0
Community Invest. Tax III	0	0	0	0	0	0	0	0	0
Community Invest. Tax IV	0	0	0	0	0	0	0	0	0
Financing	0	0	0	0	0	0	0	0	0
General Revenues-CW	0	0	0	0	0	0	0	0	0
General Revenues-ELAP	0	0	0	0	0	0	0	0	0
General Revenues-R3M	300	0	0	300	0	0	0	0	0
General Revenues-UA	0	0	0	0	0	0	0	0	0
Grants & County Match	0	0	0	0	0	0	0	0	0
Impact Fees	0	0	0	0	0	0	0	0	0
Other	0	0	0	0	0	0	0	0	0
Undetermined	0	0	0	0	0	0	0	0	0
Subtotal FY 23			$0	$300					
Total	**$300**	**$0**	**$300**		**$0**	**$0**	**$0**	**$0**	**$0**

Uses of Funds ($000s)	Total Estimated Cost	Prior Expenses	FY 23 Carryforward	FY 23 Additional	FY 24	FY 25	FY 26	FY 27	Future
Capital [1]	$0	$0	$0	$0	$0	$0	$0	$0	$0
Contributions [2]	0	0	0	0	0	0	0	0	0
Non-Capital [3]	300	0	0	300	0	0	0	0	0
Subtotal FY 23			$0	$300					
Total	**$300**	**$0**	**$300**		**$0**	**$0**	**$0**	**$0**	**$0**

[1] Capital includes, but is not limited to, expenses related to capitalizable Development, Design, Land Acquisition, Equipment, Construction and Administration required to complete the project.
[2] Contributions includes, but is not limited to, funding through an agreement to other Government Agencies, Youth Organizations, Cultural Service Organizations and other Non-Profit Organizations.
[3] Non-Capital includes, but is not limited to, expenses related to Building Maintenance, Grounds & Landscaping Maintenance, Non-Capitalizable Equipment and other Professional Services.

PROJECT TITLE:
LAKE PARK RECONSTRUCTION AND ACCESS IMPROVEMENT (R3M)
CIE REQUIREMENTS: Y
LEVEL OF SERVICE IMPACT: M

PROJECT NUMBER: C83319000

PROGRAM: PARKS

PROJECT DESCRIPTION:
Design and reconstruct/elevate main park roadway to eliminate ongoing flooding issues. Enhance public access across an existing ditch connecting Starvation Lake and Lake Jackson.

OPERATING COST IMPACT:
No significant change in annual operating costs is anticipated.

PROJECT COMPLETION DATE: Aug 2023

Neighborhood Community Area:
Lutz

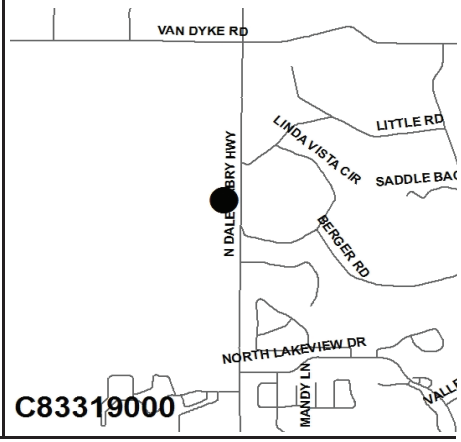

Sources of Funds ($000s)	Total Estimated Sources	Prior Funding	FY 23 Carryforward	FY 23 Additional	FY 24	FY 25	FY 26	FY 27	Future
ARP Funds	$0	$0	$0	$0	$0	$0	$0	$0	$0
Boat Fees	0	0	0	0	0	0	0	0	0
Community Invest. Tax III	0	0	0	0	0	0	0	0	0
Community Invest. Tax IV	0	0	0	0	0	0	0	0	0
Financing	0	0	0	0	0	0	0	0	0
General Revenues-CW	0	0	0	0	0	0	0	0	0
General Revenues-ELAP	0	0	0	0	0	0	0	0	0
General Revenues-R3M	1,850	254	1,596	0	0	0	0	0	0
General Revenues-UA	0	0	0	0	0	0	0	0	0
Grants & County Match	0	0	0	0	0	0	0	0	0
Impact Fees	0	0	0	0	0	0	0	0	0
Other	0	0	0	0	0	0	0	0	0
Undetermined	0	0	0	0	0	0	0	0	0
Subtotal FY 23			$1,596	$0					
Total	**$1,850**	**$254**	**$1,596**		**$0**	**$0**	**$0**	**$0**	**$0**

Uses of Funds ($000s)	Total Estimated Cost	Prior Expenses	FY 23 Carryforward	FY 23 Additional	FY 24	FY 25	FY 26	FY 27	Future
Capital [1]	$0	$0	$0	$0	$0	$0	$0	$0	$0
Contributions [2]	0	0	0	0	0	0	0	0	0
Non-Capital [3]	1,850	254	1,596	0	0	0	0	0	0
Subtotal FY 23			$1,596	$0					
Total	**$1,850**	**$254**	**$1,596**		**$0**	**$0**	**$0**	**$0**	**$0**

[1] Capital includes, but is not limited to, expenses related to capitalizable Development, Design, Land Acquisition, Equipment, Construction and Administration required to complete the project.
[2] Contributions includes, but is not limited to, funding through an agreement to other Government Agencies, Youth Organizations, Cultural Service Organizations and other Non-Profit Organizations.
[3] Non-Capital includes, but is not limited to, expenses related to Building Maintenance, Grounds & Landscaping Maintenance, Non-Capitalizable Equipment and other Professional Services.

PROJECT TITLE:
LARRY SANDERS SYNTHETIC TURF REPLACEMENT (R3M)
CIE REQUIREMENTS: Y
LEVEL OF SERVICE IMPACT: M

PROJECT NUMBER: C83664000

PROGRAM: PARKS

PROJECT DESCRIPTION:
This project is for the scheduled life cycle replacement of the synthetic turf that has reached its life expectancy.

OPERATING COST IMPACT:
No significant change in annual operating costs is anticipated.

PROJECT COMPLETION DATE: Sep 2023

Neighborhood Community Area:
Greater Palm River

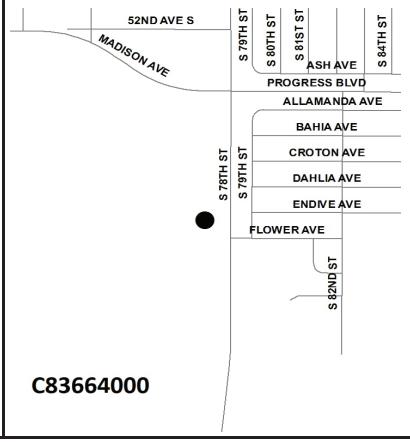

Sources of Funds ($000s)	Total Estimated Sources	Prior Funding	FY 23 Carryforward	FY 23 Additional	FY 24	FY 25	FY 26	FY 27	Future
ARP Funds	$0	$0	$0	$0	$0	$0	$0	$0	$0
Boat Fees	0	0	0	0	0	0	0	0	0
Community Invest. Tax III	0	0	0	0	0	0	0	0	0
Community Invest. Tax IV	0	0	0	0	0	0	0	0	0
Financing	0	0	0	0	0	0	0	0	0
General Revenues-CW	0	0	0	0	0	0	0	0	0
General Revenues-ELAP	0	0	0	0	0	0	0	0	0
General Revenues-R3M	600	0	0	600	0	0	0	0	0
General Revenues-UA	0	0	0	0	0	0	0	0	0
Grants & County Match	0	0	0	0	0	0	0	0	0
Impact Fees	0	0	0	0	0	0	0	0	0
Other	0	0	0	0	0	0	0	0	0
Undetermined	0	0	0	0	0	0	0	0	0
Subtotal FY 23			$0	$600					
Total	**$600**	**$0**	**$600**		**$0**	**$0**	**$0**	**$0**	**$0**

Uses of Funds ($000s)	Total Estimated Cost	Prior Expenses	FY 23 Carryforward	FY 23 Additional	FY 24	FY 25	FY 26	FY 27	Future
Capital [1]	$0	$0	$0	$0	$0	$0	$0	$0	$0
Contributions [2]	0	0	0	0	0	0	0	0	0
Non-Capital [3]	600	0	0	600	0	0	0	0	0
Subtotal FY 23			$0	$600					
Total	**$600**	**$0**	**$600**		**$0**	**$0**	**$0**	**$0**	**$0**

[1] Capital includes, but is not limited to, expenses related to capitalizable Development, Design, Land Acquisition, Equipment, Construction and Administration required to complete the project.
[2] Contributions includes, but is not limited to, funding through an agreement to other Government Agencies, Youth Organizations, Cultural Service Organizations and other Non-Profit Organizations.
[3] Non-Capital includes, but is not limited to, expenses related to Building Maintenance, Grounds & Landscaping Maintenance, Non-Capitalizable Equipment and other Professional Services.

PROJECT TITLE:
LED LIGHTING AT PARK SITES AND ATHLETIC BUILDINGS (R3M) (MP)
CIE REQUIREMENTS: Y
LEVEL OF SERVICE IMPACT: M

PROJECT NUMBER: C83661000

PROGRAM: PARKS

PROJECT DESCRIPTION:
This project is for the replacement of fluorescent lighting with energy efficient LED lighting at various sports complexes and neighborhood park structures and buildings.

OPERATING COST IMPACT:
No significant change in annual operating costs is anticipated.

PROJECT COMPLETION DATE: Sep 2023

Neighborhood Community Area:
Countywide

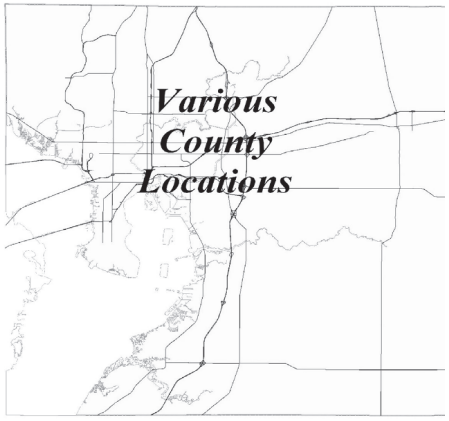

Sources of Funds ($000s)	Total Estimated Sources	Prior Funding	FY 23 Carryforward	FY 23 Additional	FY 24	FY 25	FY 26	FY 27	Future
ARP Funds	$0	$0	$0	$0	$0	$0	$0	$0	$0
Boat Fees	0	0	0	0	0	0	0	0	0
Community Invest. Tax III	0	0	0	0	0	0	0	0	0
Community Invest. Tax IV	0	0	0	0	0	0	0	0	0
Financing	0	0	0	0	0	0	0	0	0
General Revenues-CW	0	0	0	0	0	0	0	0	0
General Revenues-ELAP	0	0	0	0	0	0	0	0	0
General Revenues-R3M	500	0	0	500	0	0	0	0	0
General Revenues-UA	0	0	0	0	0	0	0	0	0
Grants & County Match	0	0	0	0	0	0	0	0	0
Impact Fees	0	0	0	0	0	0	0	0	0
Other	0	0	0	0	0	0	0	0	0
Undetermined	0	0	0	0	0	0	0	0	0
Subtotal FY 23			$0	$500					
Total	**$500**	**$0**	**$500**		**$0**	**$0**	**$0**	**$0**	**$0**

Uses of Funds ($000s)	Total Estimated Cost	Prior Expenses	FY 23 Carryforward	FY 23 Additional	FY 24	FY 25	FY 26	FY 27	Future
Capital [1]	$0	$0	$0	$0	$0	$0	$0	$0	$0
Contributions [2]	0	0	0	0	0	0	0	0	0
Non-Capital [3]	500	0	0	500	0	0	0	0	0
Subtotal FY 23			$0	$500					
Total	**$500**	**$0**	**$500**		**$0**	**$0**	**$0**	**$0**	**$0**

[1] Capital includes, but is not limited to, expenses related to capitalizable Development, Design, Land Acquisition, Equipment, Construction and Administration required to complete the project.
[2] Contributions includes, but is not limited to, funding through an agreement to other Government Agencies, Youth Organizations, Cultural Service Organizations and other Non-Profit Organizations.
[3] Non-Capital includes, but is not limited to, expenses related to Building Maintenance, Grounds & Landscaping Maintenance, Non-Capitalizable Equipment and other Professional Services.

PROJECT TITLE:
LETTUCE LAKE PARK PLAYGROUND
CIE REQUIREMENTS: Y
LEVEL OF SERVICE IMPACT: F

PROJECT NUMBER: C83654000

PROGRAM: PARKS

PROJECT DESCRIPTION:
Engineering and construction of a new Playground and supporting infrastructure at the existing Lettuce Lake Park.

OPERATING COST IMPACT:
No significant change in annual operating costs is anticipated.

PROJECT COMPLETION DATE: Dec 2023

Neighborhood Community Area:
University Area Community

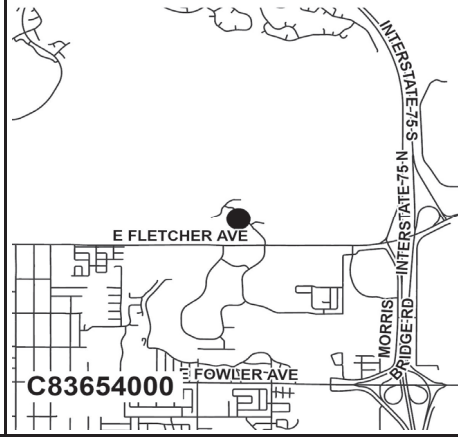

Sources of Funds ($000s)	Total Estimated Sources	Prior Funding	FY 23 Carryforward	FY 23 Additional	FY 24	FY 25	FY 26	FY 27	Future
ARP Funds	$0	$0	$0	$0	$0	$0	$0	$0	$0
Boat Fees	0	0	0	0	0	0	0	0	0
Community Invest. Tax III	0	0	0	0	0	0	0	0	0
Community Invest. Tax IV	0	0	0	0	0	0	0	0	0
Financing	0	0	0	0	0	0	0	0	0
General Revenues-CW	850	20	830	0	0	0	0	0	0
General Revenues-ELAP	0	0	0	0	0	0	0	0	0
General Revenues-R3M	0	0	0	0	0	0	0	0	0
General Revenues-UA	0	0	0	0	0	0	0	0	0
Grants & County Match	0	0	0	0	0	0	0	0	0
Impact Fees	0	0	0	0	0	0	0	0	0
Other	0	0	0	0	0	0	0	0	0
Undetermined	0	0	0	0	0	0	0	0	0
Subtotal FY 23			$830	$0					
Total	**$850**	**$20**	**$830**		**$0**	**$0**	**$0**	**$0**	**$0**

Uses of Funds ($000s)	Total Estimated Cost	Prior Expenses	FY 23 Carryforward	FY 23 Additional	FY 24	FY 25	FY 26	FY 27	Future
Capital [1]	$850	$20	$830	$0	$0	$0	$0	$0	$0
Contributions [2]	0	0	0	0	0	0	0	0	0
Non-Capital [3]	0	0	0	0	0	0	0	0	0
Subtotal FY 23			$830	$0					
Total	**$850**	**$20**	**$830**		**$0**	**$0**	**$0**	**$0**	**$0**

[1] Capital includes, but is not limited to, expenses related to capitalizable Development, Design, Land Acquisition, Equipment, Construction and Administration required to complete the project.
[2] Contributions includes, but is not limited to, funding through an agreement to other Government Agencies, Youth Organizations, Cultural Service Organizations and other Non-Profit Organizations.
[3] Non-Capital includes, but is not limited to, expenses related to Building Maintenance, Grounds & Landscaping Maintenance, Non-Capitalizable Equipment and other Professional Services.

PROJECT TITLE:
LITHIA SPRINGS ADA PLAYGROUND REPLACEMENT
CIE REQUIREMENTS: Y
LEVEL OF SERVICE IMPACT: M

PROJECT NUMBER: C83667000

PROGRAM: PARKS

PROJECT DESCRIPTION:
Engineering and construction of a new accessible playground and supporting infrastructure at the existing Lithia springs Park located at 3932 Lithia Springs Rd., Lithia, FL 33547. This will provide a modern design and amenities to encourage outdoor play and socialization while enhancing public safety.

OPERATING COST IMPACT:
No significant change in annual operating costs is anticipated.

PROJECT COMPLETION DATE: TBD

Neighborhood Community Area:
Boyette

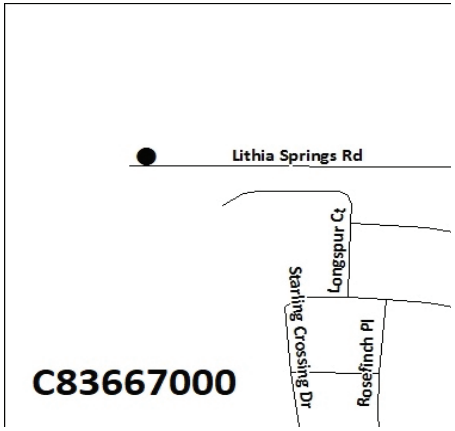

Sources of Funds (in $000s)	Total Estimated Sources	Prior Funding	FY 23 Carryforward	FY 23 Additional	FY 24	FY 25	FY 26	FY 27	Future
ARP Funds	$0	$0	$0	$0	$0	$0	$0	$0	$0
Boat Fees	0	0	0	0	0	0	0	0	0
Community Invest. Tax III	0	0	0	0	0	0	0	0	0
Community Invest. Tax IV	900	0	0	900	0	0	0	0	0
Financing	0	0	0	0	0	0	0	0	0
General Revenues-CW	0	0	0	0	0	0	0	0	0
General Revenues-ELAP	0	0	0	0	0	0	0	0	0
General Revenues-R3M	0	0	0	0	0	0	0	0	0
General Revenues-UA	0	0	0	0	0	0	0	0	0
Grants & County Match	0	0	0	0	0	0	0	0	0
Impact Fees	0	0	0	0	0	0	0	0	0
Other	0	0	0	0	0	0	0	0	0
Undetermined	0	0	0	0	0	0	0	0	0
Subtotal FY 23			$0	$900					
Total	**$900**	**$0**	**$900**		**$0**	**$0**	**$0**	**$0**	**$0**

Uses of Funds (in $000s)	Total Estimated Cost	Prior Expenses	FY 23 Carryforward	FY 23 Additional	FY 24	FY 25	FY 26	FY 27	Future
Capital [1]	$900	$0	$0	$900	$0	$0	$0	$0	$0
Contributions [2]	0	0	0	0	0	0	0	0	0
Non-Capital [3]	0	0	0	0	0	0	0	0	0
Subtotal FY 23			$0	$900					
Total	**$900**	**$0**	**$900**		**$0**	**$0**	**$0**	**$0**	**$0**

[1] Capital includes, but is not limited to, expenses related to capitalizable Development, Design, Land Acquisition, Equipment, Construction and Administration required to complete the project.
[2] Contributions includes, but is not limited to, funding through an agreement to other Government Agencies, Youth Organizations, Cultural Service Organizations and other Non-Profit Organizations.
[3] Non-Capital includes, but is not limited to, expenses related to Building Maintenance, Grounds & Landscaping Maintenance, Non-Capitalizable Equipment and other Professional Services.

PROJECT TITLE:
LITHIA SPRINGS SHOP REPLACEMENT
CIE REQUIREMENTS: Y
LEVEL OF SERVICE IMPACT: M

PROJECT NUMBER: C83303000

PROGRAM: PARKS

PROJECT DESCRIPTION:
This will provide funding for the design and construction of a new maintenance shop at Lithia Springs Park to replace the existing building which has outgrown it's useful life.

OPERATING COST IMPACT:
No significant change in annual operating costs is anticipated.

PROJECT COMPLETION DATE: Post Construction

Neighborhood Community Area:
Boyette

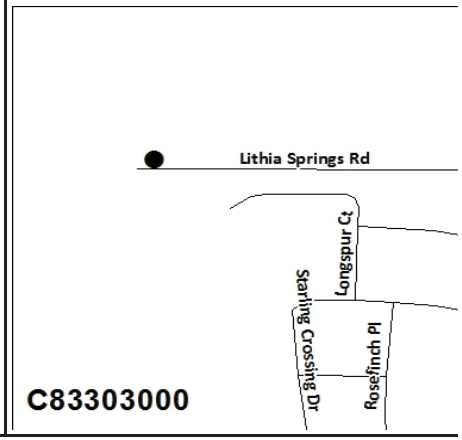

Sources of Funds (in $000s)	Total Estimated Sources	Prior Funding	FY 23 Carryforward	FY 23 Additional	FY 24	FY 25	FY 26	FY 27	Future
ARP Funds	$0	$0	$0	$0	$0	$0	$0	$0	$0
Boat Fees	0	0	0	0	0	0	0	0	0
Community Invest. Tax III	0	0	0	0	0	0	0	0	0
Community Invest. Tax IV	0	0	0	0	0	0	0	0	0
Financing	0	0	0	0	0	0	0	0	0
General Revenues-CW	555	551	116	(112)	0	0	0	0	0
General Revenues-ELAP	0	0	0	0	0	0	0	0	0
General Revenues-R3M	0	0	0	0	0	0	0	0	0
General Revenues-UA	0	0	0	0	0	0	0	0	0
Grants & County Match	0	0	0	0	0	0	0	0	0
Impact Fees	0	0	0	0	0	0	0	0	0
Other	0	0	0	0	0	0	0	0	0
Undetermined	0	0	0	0	0	0	0	0	0
Subtotal FY 23			$116	($112)					
Total	**$555**	**$551**	**$4**		**$0**	**$0**	**$0**	**$0**	**$0**

Uses of Funds (in $000s)	Total Estimated Cost	Prior Expenses	FY 23 Carryforward	FY 23 Additional	FY 24	FY 25	FY 26	FY 27	Future
Capital [1]	$555	$551	$116	($112)	$0	$0	$0	$0	$0
Contributions [2]	0	0	0	0	0	0	0	0	0
Non-Capital [3]	0	0	0	0	0	0	0	0	0
Subtotal FY 23			$116	($112)					
Total	**$555**	**$551**	**$4**		**$0**	**$0**	**$0**	**$0**	**$0**

[1] Capital includes, but is not limited to, expenses related to capitalizable Development, Design, Land Acquisition, Equipment, Construction and Administration required to complete the project.
[2] Contributions includes, but is not limited to, funding through an agreement to other Government Agencies, Youth Organizations, Cultural Service Organizations and other Non-Profit Organizations.
[3] Non-Capital includes, but is not limited to, expenses related to Building Maintenance, Grounds & Landscaping Maintenance, Non-Capitalizable Equipment and other Professional Services.

PROJECT TITLE:
MANN-WAGNON MEMORIAL PARK CANOE LAUNCH
CIE REQUIREMENTS: Y
LEVEL OF SERVICE IMPACT: F

PROJECT NUMBER: C83657000

PROGRAM: PARKS

PROJECT DESCRIPTION:
This project will be for the addition of a canoe launch at Mann Wagnon Memorial Park.

OPERATING COST IMPACT:
Operating cost is estimated to be an additional $10,000 per year.

PROJECT COMPLETION DATE: Jun 2023

Neighborhood Community Area:
City of Tampa

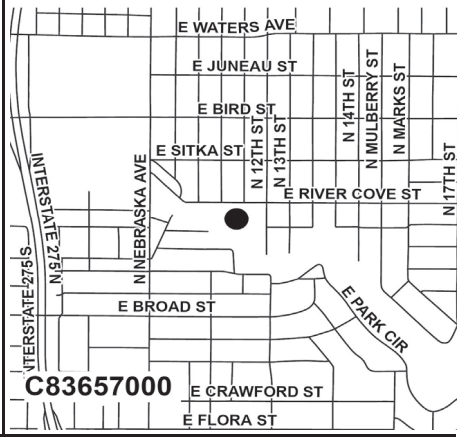

Sources of Funds ($000s)	Total Estimated Sources	Prior Funding	FY 23 Carryforward	FY 23 Additional	FY 24	FY 25	FY 26	FY 27	Future
ARP Funds	$0	$0	$0	$0	$0	$0	$0	$0	$0
Boat Fees	0	0	0	0	0	0	0	0	0
Community Invest. Tax III	0	0	0	0	0	0	0	0	0
Community Invest. Tax IV	0	0	0	0	0	0	0	0	0
Financing	0	0	0	0	0	0	0	0	0
General Revenues-CW	200	0	100	100	0	0	0	0	0
General Revenues-ELAP	0	0	0	0	0	0	0	0	0
General Revenues-R3M	0	0	0	0	0	0	0	0	0
General Revenues-UA	0	0	0	0	0	0	0	0	0
Grants & County Match	0	0	0	0	0	0	0	0	0
Impact Fees	0	0	0	0	0	0	0	0	0
Other	0	0	0	0	0	0	0	0	0
Undetermined	0	0	0	0	0	0	0	0	0
Subtotal FY 23			$100	$100					
Total	**$200**	**$0**	**$200**		**$0**	**$0**	**$0**	**$0**	**$0**

Uses of Funds ($000s)	Total Estimated Cost	Prior Expenses	FY 23 Carryforward	FY 23 Additional	FY 24	FY 25	FY 26	FY 27	Future
Capital [1]	$200	$0	$100	$100	$0	$0	$0	$0	$0
Contributions [2]	0	0	0	0	0	0	0	0	0
Non-Capital [3]	0	0	0	0	0	0	0	0	0
Subtotal FY 23			$100	$100					
Total	**$200**	**$0**	**$200**		**$0**	**$0**	**$0**	**$0**	**$0**

[1] Capital includes, but is not limited to, expenses related to capitalizable Development, Design, Land Acquisition, Equipment, Construction and Administration required to complete the project.
[2] Contributions includes, but is not limited to, funding through an agreement to other Government Agencies, Youth Organizations, Cultural Service Organizations and other Non-Profit Organizations.
[3] Non-Capital includes, but is not limited to, expenses related to Building Maintenance, Grounds & Landscaping Maintenance, Non-Capitalizable Equipment and other Professional Services.

PROJECT TITLE:
NEW TAMPA PERFORMING ARTS CENTER
CIE REQUIREMENTS: Y
LEVEL OF SERVICE IMPACT: F

PROJECT NUMBER: C83259000

PROGRAM: PARKS

PROJECT DESCRIPTION:
Design and construct a new 20,000 Sq Ft civic building (expandable to 30,000 sq ft in the future) to serve as a cultural/community center as part of the New Tampa Community. The County-owned property is located at the intersection of Bruce B. Downs Boulevard and Hunter's Green Drive and is being developed under a Public Private Partnership (P3) Development. The developer will provide a "pad ready" site with the requisite infrastructure for the Perfoming Arts Center.

OPERATING COST IMPACT:
Operating cost pending agreement with third party.

PROJECT COMPLETION DATE: Dec 2022

Neighborhood Community Area:
City of Tampa

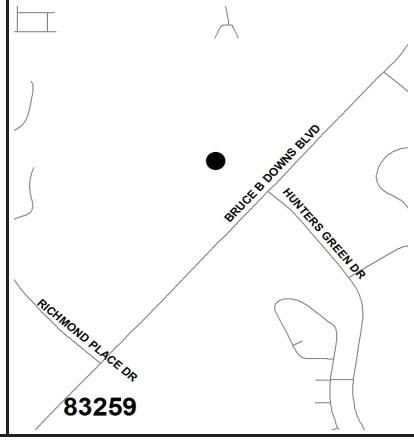

Sources of Funds ($000s)	Total Estimated Sources	Prior Funding	FY 23 Carryforward	FY 23 Additional	FY 24	FY 25	FY 26	FY 27	Future
ARP Funds	$0	$0	$0	$0	$0	$0	$0	$0	$0
Boat Fees	0	0	0	0	0	0	0	0	0
Community Invest. Tax III	0	0	0	0	0	0	0	0	0
Community Invest. Tax IV	0	0	0	0	0	0	0	0	0
Financing	7,011	6,771	229	11	0	0	0	0	0
General Revenues-CW	1,819	5	1,815	0	0	0	0	0	0
General Revenues-ELAP	0	0	0	0	0	0	0	0	0
General Revenues-R3M	0	0	0	0	0	0	0	0	0
General Revenues-UA	0	0	0	0	0	0	0	0	0
Grants & County Match	0	0	0	0	0	0	0	0	0
Impact Fees	0	0	0	0	0	0	0	0	0
Other	0	0	0	0	0	0	0	0	0
Undetermined	0	0	0	0	0	0	0	0	0
Subtotal FY 23			$2,043	$11					
Total	**$8,830**	**$6,776**	**$2,054**		**$0**	**$0**	**$0**	**$0**	**$0**

Uses of Funds ($000s)	Total Estimated Cost	Prior Expenses	FY 23 Carryforward	FY 23 Additional	FY 24	FY 25	FY 26	FY 27	Future
Capital [1]	$8,830	$6,776	$2,043	$11	$0	$0	$0	$0	$0
Contributions [2]	0	0	0	0	0	0	0	0	0
Non-Capital [3]	0	0	0	0	0	0	0	0	0
Subtotal FY 23			$2,043	$11					
Total	**$8,830**	**$6,776**	**$2,054**		**$0**	**$0**	**$0**	**$0**	**$0**

[1] Capital includes, but is not limited to, expenses related to capitalizable Development, Design, Land Acquisition, Equipment, Construction and Administration required to complete the project.
[2] Contributions includes, but is not limited to, funding through an agreement to other Government Agencies, Youth Organizations, Cultural Service Organizations and other Non-Profit Organizations.
[3] Non-Capital includes, but is not limited to, expenses related to Building Maintenance, Grounds & Landscaping Maintenance, Non-Capitalizable Equipment and other Professional Services.

PROJECT TITLE:
PARKS ADA SAFETY IMPROVEMENTS (MP)
CIE REQUIREMENTS: Y
LEVEL OF SERVICE IMPACT: M

PROJECT NUMBER: C83306000

PROGRAM: PARKS

PROJECT DESCRIPTION:
The goal of the 2018 Parks and Recreation Department ADA Transition Plan is to bring all Hillsborough County park properties to meet the 2010 ADA Standards for Accessible Design. The project will provide ADA upgrades to various parks as budget will allow.

OPERATING COST IMPACT:
No significant change in annual operating costs is anticipated.

PROJECT COMPLETION DATE: Various

Neighborhood Community Area:
Countywide

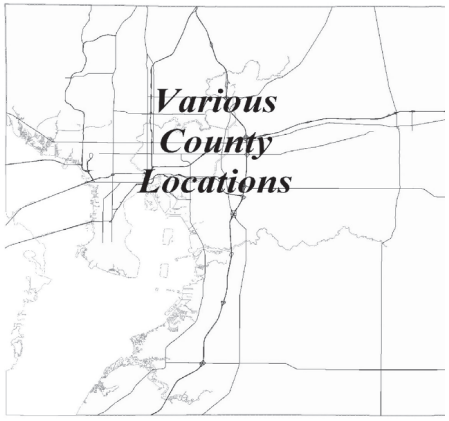

Sources of Funds (in $000s)	Total Estimated Sources	Prior Funding	FY 23 Carryforward	FY 23 Additional	FY 24	FY 25	FY 26	FY 27	Future
ARP Funds	$0	$0	$0	$0	$0	$0	$0	$0	$0
Boat Fees	0	0	0	0	0	0	0	0	0
Community Invest. Tax III	0	0	0	0	0	0	0	0	0
Community Invest. Tax IV	0	0	0	0	0	0	0	0	0
Financing	0	0	0	0	0	0	0	0	0
General Revenues-CW	0	0	0	0	0	0	0	0	0
General Revenues-ELAP	0	0	0	0	0	0	0	0	0
General Revenues-R3M	0	0	0	0	0	0	0	0	0
General Revenues-UA	7,375	550	3,473	670	670	670	670	670	0
Grants & County Match	0	0	0	0	0	0	0	0	0
Impact Fees	0	0	0	0	0	0	0	0	0
Other	0	0	0	0	0	0	0	0	0
Undetermined	0	0	0	0	0	0	0	0	0
Subtotal FY 23			$3,473	$670					
Total	**$7,375**	**$550**	**$4,143**		**$670**	**$670**	**$670**	**$670**	**$0**

Uses of Funds (in $000s)	Total Estimated Cost	Prior Expenses	FY 23 Carryforward	FY 23 Additional	FY 24	FY 25	FY 26	FY 27	Future
Capital [1]	$2	$2	$0	$0	$0	$0	$0	$0	$0
Contributions [2]	0	0	0	0	0	0	0	0	0
Non-Capital [3]	7,374	549	3,473	670	670	670	670	670	0
Subtotal FY 23			$3,473	$670					
Total	**$7,375**	**$550**	**$4,143**		**$670**	**$670**	**$670**	**$670**	**$0**

[1] Capital includes, but is not limited to, expenses related to capitalizable Development, Design, Land Acquisition, Equipment, Construction and Administration required to complete the project.
[2] Contributions includes, but is not limited to, funding through an agreement to other Government Agencies, Youth Organizations, Cultural Service Organizations and other Non-Profit Organizations.
[3] Non-Capital includes, but is not limited to, expenses related to Building Maintenance, Grounds & Landscaping Maintenance, Non-Capitalizable Equipment and other Professional Services.

PROJECT TITLE:
PARKS PLAYGROUND REPLACEMENTS (R3M) (MP)
CIE REQUIREMENTS: Y
LEVEL OF SERVICE IMPACT: M

PROJECT NUMBER: C83318000

PROGRAM: PARKS

PROJECT DESCRIPTION:
Project is for replacing the playgrounds at various County parks as part of scheduled lifecycle replacement in accordance with the Repair, Renovation, Replacement and Maintenance (R3M) Program.

OPERATING COST IMPACT:
No significant change in annual operating costs is anticipated.

PROJECT COMPLETION DATE: Sep 2024

Neighborhood Community Area:
Countywide

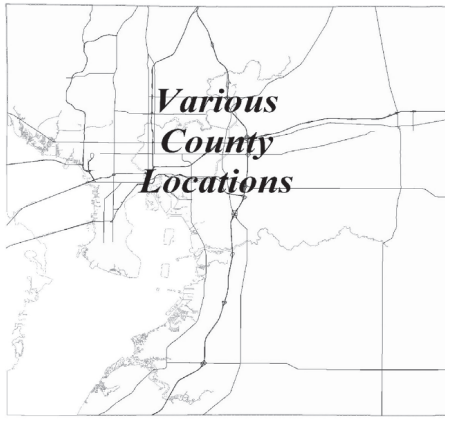

Sources of Funds (in $000s)	Total Estimated Sources	Prior Funding	FY 23 Carryforward	FY 23 Additional	FY 24	FY 25	FY 26	FY 27	Future
ARP Funds	$0	$0	$0	$0	$0	$0	$0	$0	$0
Boat Fees	0	0	0	0	0	0	0	0	0
Community Invest. Tax III	0	0	0	0	0	0	0	0	0
Community Invest. Tax IV	0	0	0	0	0	0	0	0	0
Financing	0	0	0	0	0	0	0	0	0
General Revenues-CW	0	0	0	0	0	0	0	0	0
General Revenues-ELAP	0	0	0	0	0	0	0	0	0
General Revenues-R3M	3,150	243	1,507	1,400	0	0	0	0	0
General Revenues-UA	0	0	0	0	0	0	0	0	0
Grants & County Match	0	0	0	0	0	0	0	0	0
Impact Fees	0	0	0	0	0	0	0	0	0
Other	0	0	0	0	0	0	0	0	0
Undetermined	0	0	0	0	0	0	0	0	0
Subtotal FY 23			$1,507	$1,400					
Total	**$3,150**	**$243**	**$2,907**		**$0**	**$0**	**$0**	**$0**	**$0**

Uses of Funds (in $000s)	Total Estimated Cost	Prior Expenses	FY 23 Carryforward	FY 23 Additional	FY 24	FY 25	FY 26	FY 27	Future
Capital [1]	$0	$0	$0	$0	$0	$0	$0	$0	$0
Contributions [2]	0	0	0	0	0	0	0	0	0
Non-Capital [3]	3,150	243	1,507	1,400	0	0	0	0	0
Subtotal FY 23			$1,507	$1,400					
Total	**$3,150**	**$243**	**$2,907**		**$0**	**$0**	**$0**	**$0**	**$0**

[1] Capital includes, but is not limited to, expenses related to capitalizable Development, Design, Land Acquisition, Equipment, Construction and Administration required to complete the project.
[2] Contributions includes, but is not limited to, funding through an agreement to other Government Agencies, Youth Organizations, Cultural Service Organizations and other Non-Profit Organizations.
[3] Non-Capital includes, but is not limited to, expenses related to Building Maintenance, Grounds & Landscaping Maintenance, Non-Capitalizable Equipment and other Professional Services.

PROJECT TITLE:
PARKS SEPTIC SYSTEM REHABILITATION (R3M) (MP)
CIE REQUIREMENTS: Y
LEVEL OF SERVICE IMPACT: M

PROJECT NUMBER: C83646000

PROGRAM: PARKS

PROJECT DESCRIPTION:
Project is for performing repairs and replacements of various septic systems for Park sites. Replacements may involve connections to county or city sanitary systems.

Neighborhood Community Area:
Countywide

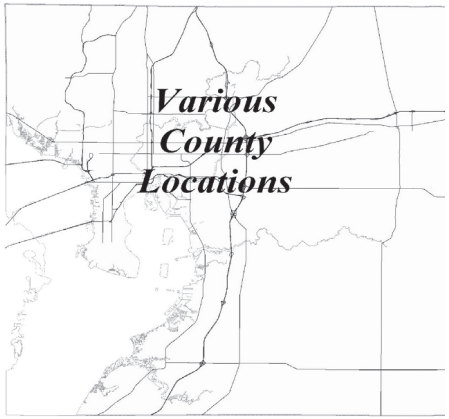

OPERATING COST IMPACT:
No significant change in annual operating costs is anticipated.

PROJECT COMPLETION DATE: Sep 2023

Sources of Funds (in $000s)	Total Estimated Sources	Prior Funding	FY 23 Carryforward	FY 23 Additional	FY 24	FY 25	FY 26	FY 27	Future
ARP Funds	$0	$0	$0	$0	$0	$0	$0	$0	$0
Boat Fees	0	0	0	0	0	0	0	0	0
Community Invest. Tax III	0	0	0	0	0	0	0	0	0
Community Invest. Tax IV	0	0	0	0	0	0	0	0	0
Financing	0	0	0	0	0	0	0	0	0
General Revenues-CW	0	0	0	0	0	0	0	0	0
General Revenues-ELAP	0	0	0	0	0	0	0	0	0
General Revenues-R3M	600	0	600	0	0	0	0	0	0
General Revenues-UA	0	0	0	0	0	0	0	0	0
Grants & County Match	0	0	0	0	0	0	0	0	0
Impact Fees	0	0	0	0	0	0	0	0	0
Other	0	0	0	0	0	0	0	0	0
Undetermined	0	0	0	0	0	0	0	0	0
Subtotal FY 23			$600	$0					
Total	**$600**	**$0**	**$600**		**$0**	**$0**	**$0**	**$0**	**$0**

Uses of Funds (in $000s)	Total Estimated Cost	Prior Expenses	FY 23 Carryforward	FY 23 Additional	FY 24	FY 25	FY 26	FY 27	Future
Capital [1]	$0	$0	$0	$0	$0	$0	$0	$0	$0
Contributions [2]	0	0	0	0	0	0	0	0	0
Non-Capital [3]	600	0	600	0	0	0	0	0	0
Subtotal FY 23			$600	$0					
Total	**$600**	**$0**	**$600**		**$0**	**$0**	**$0**	**$0**	**$0**

[1] Capital includes, but is not limited to, expenses related to capitalizable Development, Design, Land Acquisition, Equipment, Construction and Administration required to complete the project.
[2] Contributions includes, but is not limited to, funding through an agreement to other Government Agencies, Youth Organizations, Cultural Service Organizations and other Non-Profit Organizations.
[3] Non-Capital includes, but is not limited to, expenses related to Building Maintenance, Grounds & Landscaping Maintenance, Non-Capitalizable Equipment and other Professional Services.

PROJECT TITLE:
PARKS SHADE COVERS (MP)
CIE REQUIREMENTS: Y
LEVEL OF SERVICE IMPACT: E

PROJECT NUMBER: C83653000

PROGRAM: PARKS

PROJECT DESCRIPTION:
This project will be for the addition of fabric sunshade structures at the existing bleachers at Larry Sanders Park located at 5855 S. 78th Street, Tampa, and at Kenly Park located at 3101 N. 66th Street, Tampa.

Neighborhood Community Area:
Various

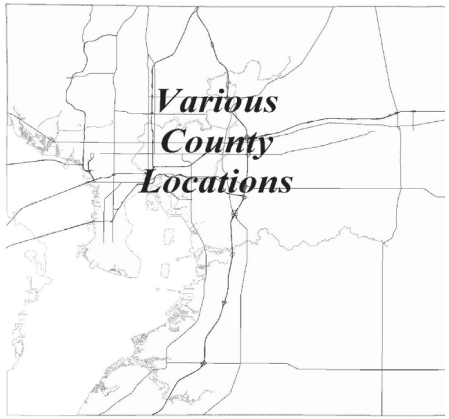

OPERATING COST IMPACT:
Operating cost is estimated to be an additional $20,000 per year.

PROJECT COMPLETION DATE: Various

Sources of Funds (in $000s)	Total Estimated Sources	Prior Funding	FY 23 Carryforward	FY 23 Additional	FY 24	FY 25	FY 26	FY 27	Future
ARP Funds	$0	$0	$0	$0	$0	$0	$0	$0	$0
Boat Fees	0	0	0	0	0	0	0	0	0
Community Invest. Tax III	0	0	0	0	0	0	0	0	0
Community Invest. Tax IV	0	0	0	0	0	0	0	0	0
Financing	0	0	0	0	0	0	0	0	0
General Revenues-CW	0	0	0	0	0	0	0	0	0
General Revenues-ELAP	0	0	0	0	0	0	0	0	0
General Revenues-R3M	0	0	0	0	0	0	0	0	0
General Revenues-UA	225	0	225	0	0	0	0	0	0
Grants & County Match	0	0	0	0	0	0	0	0	0
Impact Fees	0	0	0	0	0	0	0	0	0
Other	0	0	0	0	0	0	0	0	0
Undetermined	0	0	0	0	0	0	0	0	0
Subtotal FY 23			$225	$0					
Total	**$225**	**$0**	**$225**		**$0**	**$0**	**$0**	**$0**	**$0**

Uses of Funds (in $000s)	Total Estimated Cost	Prior Expenses	FY 23 Carryforward	FY 23 Additional	FY 24	FY 25	FY 26	FY 27	Future
Capital [1]	$225	$0	$225	$0	$0	$0	$0	$0	$0
Contributions [2]	0	0	0	0	0	0	0	0	0
Non-Capital [3]	0	0	0	0	0	0	0	0	0
Subtotal FY 23			$225	$0					
Total	**$225**	**$0**	**$225**		**$0**	**$0**	**$0**	**$0**	**$0**

[1] Capital includes, but is not limited to, expenses related to capitalizable Development, Design, Land Acquisition, Equipment, Construction and Administration required to complete the project.
[2] Contributions includes, but is not limited to, funding through an agreement to other Government Agencies, Youth Organizations, Cultural Service Organizations and other Non-Profit Organizations.
[3] Non-Capital includes, but is not limited to, expenses related to Building Maintenance, Grounds & Landscaping Maintenance, Non-Capitalizable Equipment and other Professional Services.

PROJECT TITLE: PARKS TREE RESTORATION PROJECT (MP)
PROJECT NUMBER: C83300000
CIE REQUIREMENTS: Y
LEVEL OF SERVICE IMPACT: M
PROGRAM: PARKS

PROJECT DESCRIPTION:
The purpose of the Park Tree Restoration project is to provide an alternative to the onsite restoration of trees or other vegetation removed from a site. Funds received through the ERF fund shall be utilized for acquiring, planting, protecting, and maintaining trees and other vegetation for public purposes within Hillsborough County. Trees and other vegetation acquired shall be suitable to site conditions, freeze tolerant, and representative of the surrounding plant ecology. Funds received through the ERF fund will also be used to complete a mitigation plan in parks to reforest parks with native drought tolerant and diverse species that will benefit the public in the way of shade, aesthetics, heat island effect, and storm water mitigation.

OPERATING COST IMPACT:
No significant change in annual operating costs is anticipated.

PROJECT COMPLETION DATE: Various

Neighborhood Community Area:
Countywide

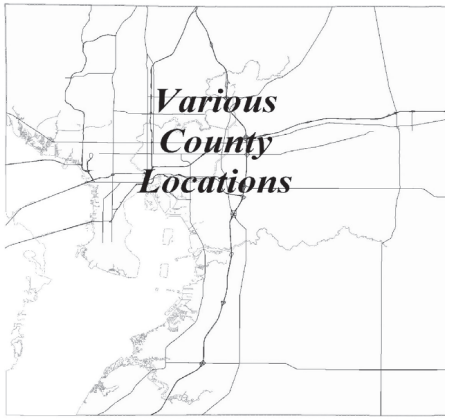

Sources of Funds ($000s)	Total Estimated Sources	Prior Funding	FY 23 Carryforward	FY 23 Additional	FY 24	FY 25	FY 26	FY 27	Future
ARP Funds	$0	$0	$0	$0	$0	$0	$0	$0	$0
Boat Fees	0	0	0	0	0	0	0	0	0
Community Invest. Tax III	0	0	0	0	0	0	0	0	0
Community Invest. Tax IV	0	0	0	0	0	0	0	0	0
Financing	0	0	0	0	0	0	0	0	0
General Revenues-CW	0	0	0	0	0	0	0	0	0
General Revenues-ELAP	0	0	0	0	0	0	0	0	0
General Revenues-R3M	0	0	0	0	0	0	0	0	0
General Revenues-UA	0	0	0	0	0	0	0	0	0
Grants & County Match	0	0	0	0	0	0	0	0	0
Impact Fees	0	0	0	0	0	0	0	0	0
Other	3,198	1,702	546	950	0	0	0	0	0
Undetermined	0	0	0	0	0	0	0	0	0
Subtotal FY 23			$546	$950					
Total	**$3,198**	**$1,702**	**$1,496**		**$0**	**$0**	**$0**	**$0**	**$0**

Uses of Funds ($000s)	Total Estimated Cost	Prior Expenses	FY 23 Carryforward	FY 23 Additional	FY 24	FY 25	FY 26	FY 27	Future
Capital [1]	$0	$0	$0	$0	$0	$0	$0	$0	$0
Contributions [2]	0	0	0	0	0	0	0	0	0
Non-Capital [3]	3,198	1,702	546	950	0	0	0	0	0
Subtotal FY 23			$546	$950					
Total	**$3,198**	**$1,702**	**$1,496**		**$0**	**$0**	**$0**	**$0**	**$0**

[1] Capital includes, but is not limited to, expenses related to capitalizable Development, Design, Land Acquisition, Equipment, Construction and Administration required to complete the project.
[2] Contributions includes, but is not limited to, funding through an agreement to other Government Agencies, Youth Organizations, Cultural Service Organizations and other Non-Profit Organizations.
[3] Non-Capital includes, but is not limited to, expenses related to Building Maintenance, Grounds & Landscaping Maintenance, Non-Capitalizable Equipment and other Professional Services.

PROJECT TITLE: PICKLEBALL COMPLEXES - ARP ACT REVENUE RECOVERY FUNDS (MP)
PROJECT NUMBER: C83672000
CIE REQUIREMENTS: Y
LEVEL OF SERVICE IMPACT: E
PROGRAM: PARKS

PROJECT DESCRIPTION:
Project will provide for the design and construction of pickleball courts at various locations throughout the County.

OPERATING COST IMPACT:
Operating costs to be determined on a case-by-case basis at various locations.

PROJECT COMPLETION DATE: Various

Neighborhood Community Area:
Various

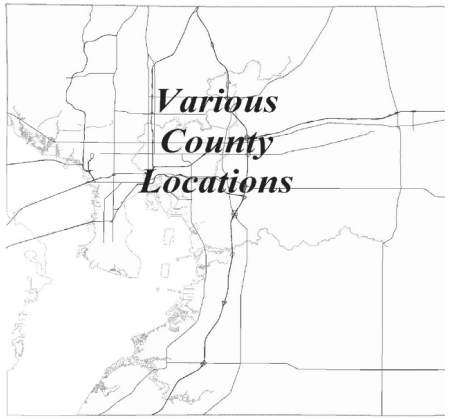

Sources of Funds ($000s)	Total Estimated Sources	Prior Funding	FY 23 Carryforward	FY 23 Additional	FY 24	FY 25	FY 26	FY 27	Future
ARP Funds	$3,000	$0	$3,000	$0	$0	$0	$0	$0	$0
Boat Fees	0	0	0	0	0	0	0	0	0
Community Invest. Tax III	0	0	0	0	0	0	0	0	0
Community Invest. Tax IV	0	0	0	0	0	0	0	0	0
Financing	0	0	0	0	0	0	0	0	0
General Revenues-CW	0	0	0	0	0	0	0	0	0
General Revenues-ELAP	0	0	0	0	0	0	0	0	0
General Revenues-R3M	0	0	0	0	0	0	0	0	0
General Revenues-UA	0	0	0	0	0	0	0	0	0
Grants & County Match	0	0	0	0	0	0	0	0	0
Impact Fees	0	0	0	0	0	0	0	0	0
Other	0	0	0	0	0	0	0	0	0
Undetermined	0	0	0	0	0	0	0	0	0
Subtotal FY 23			$3,000	$0					
Total	**$3,000**	**$0**	**$3,000**		**$0**	**$0**	**$0**	**$0**	**$0**

Uses of Funds ($000s)	Total Estimated Cost	Prior Expenses	FY 23 Carryforward	FY 23 Additional	FY 24	FY 25	FY 26	FY 27	Future
Capital [1]	$3,000	$0	$3,000	$0	$0	$0	$0	$0	$0
Contributions [2]	0	0	0	0	0	0	0	0	0
Non-Capital [3]	0	0	0	0	0	0	0	0	0
Subtotal FY 23			$3,000	$0					
Total	**$3,000**	**$0**	**$3,000**		**$0**	**$0**	**$0**	**$0**	**$0**

[1] Capital includes, but is not limited to, expenses related to capitalizable Development, Design, Land Acquisition, Equipment, Construction and Administration required to complete the project.
[2] Contributions includes, but is not limited to, funding through an agreement to other Government Agencies, Youth Organizations, Cultural Service Organizations and other Non-Profit Organizations.
[3] Non-Capital includes, but is not limited to, expenses related to Building Maintenance, Grounds & Landscaping Maintenance, Non-Capitalizable Equipment and other Professional Services.

PROJECT TITLE:
RIVERVIEW / BRANDON / EAST AREA PARKS (MP)
CIE REQUIREMENTS: Y
LEVEL OF SERVICE IMPACT: F

PROJECT NUMBER: C83266000
PROGRAM: PARKS

PROJECT DESCRIPTION:
Acquire land in the Riverview/South Brandon area for a future park. Project Scope also includes development of the acquired land for a passive park(together with access improvements on Riverview Drive) and improvements at various other parks located in the Brandon/East County Area such as Keith Waller Park and William Owens Pass Park.

OPERATING COST IMPACT:
Operating cost is estimated to be an additional $15,000 per year.

PROJECT COMPLETION DATE: Various

Neighborhood Community Area:
Various

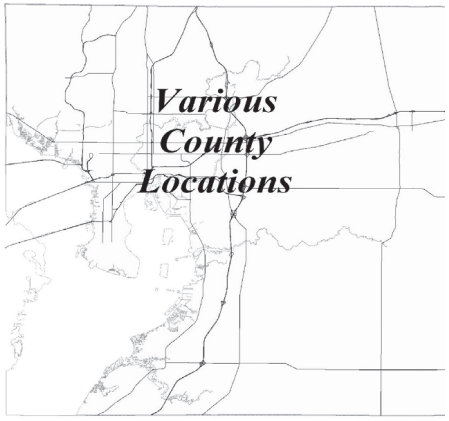

Sources of Funds (in $000s)	Total Estimated Sources	Prior Funding	FY 23 Carryforward	FY 23 Additional	FY 24	FY 25	FY 26	FY 27	Future
ARP Funds	$0	$0	$0	$0	$0	$0	$0	$0	$0
Boat Fees	0	0	0	0	0	0	0	0	0
Community Invest. Tax III	0	0	0	0	0	0	0	0	0
Community Invest. Tax IV	0	0	0	0	0	0	0	0	0
Financing	5,600	5,588	12	0	0	0	0	0	0
General Revenues-CW	0	0	0	0	0	0	0	0	0
General Revenues-ELAP	0	0	0	0	0	0	0	0	0
General Revenues-R3M	0	0	0	0	0	0	0	0	0
General Revenues-UA	0	0	0	0	0	0	0	0	0
Grants & County Match	0	0	0	0	0	0	0	0	0
Impact Fees	600	328	272	0	0	0	0	0	0
Other	0	0	0	0	0	0	0	0	0
Undetermined	0	0	0	0	0	0	0	0	0
Subtotal FY 23			$284	$0					
Total	**$6,200**	**$5,916**	**$284**		**$0**	**$0**	**$0**	**$0**	**$0**

Uses of Funds (in $000s)	Total Estimated Cost	Prior Expenses	FY 23 Carryforward	FY 23 Additional	FY 24	FY 25	FY 26	FY 27	Future
Capital [1]	$6,200	$5,916	$284	$0	$0	$0	$0	$0	$0
Contributions [2]	0	0	0	0	0	0	0	0	0
Non-Capital [3]	0	0	0	0	0	0	0	0	0
Subtotal FY 23			$284	$0					
Total	**$6,200**	**$5,916**	**$284**		**$0**	**$0**	**$0**	**$0**	**$0**

[1] Capital includes, but is not limited to, expenses related to capitalizable Development, Design, Land Acquisition, Equipment, Construction and Administration required to complete the project.
[2] Contributions includes, but is not limited to, funding through an agreement to other Government Agencies, Youth Organizations, Cultural Service Organizations and other Non-Profit Organizations.
[3] Non-Capital includes, but is not limited to, expenses related to Building Maintenance, Grounds & Landscaping Maintenance, Non-Capitalizable Equipment and other Professional Services.

PROJECT TITLE:
RUSKIN COMMONGOOD BOAT RAMP BOARDWALK REPLACEMENT
CIE REQUIREMENTS: Y
LEVEL OF SERVICE IMPACT: M

PROJECT NUMBER: C83666000
PROGRAM: PARKS

PROJECT DESCRIPTION:
This project is for replacement of deteriorated wood decking, stringers and pilings of the boardwalk that are deteriorated and beyond their life expectancy.

OPERATING COST IMPACT:
No significant change in annual operating costs is anticipated.

PROJECT COMPLETION DATE: Sep 2023

Neighborhood Community Area:
Ruskin

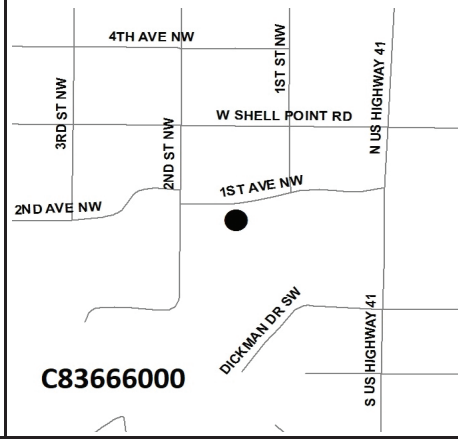

Sources of Funds (in $000s)	Total Estimated Sources	Prior Funding	FY 23 Carryforward	FY 23 Additional	FY 24	FY 25	FY 26	FY 27	Future
ARP Funds	$0	$0	$0	$0	$0	$0	$0	$0	$0
Boat Fees	300	0	0	300	0	0	0	0	0
Community Invest. Tax III	0	0	0	0	0	0	0	0	0
Community Invest. Tax IV	0	0	0	0	0	0	0	0	0
Financing	0	0	0	0	0	0	0	0	0
General Revenues-CW	0	0	0	0	0	0	0	0	0
General Revenues-ELAP	0	0	0	0	0	0	0	0	0
General Revenues-R3M	0	0	0	0	0	0	0	0	0
General Revenues-UA	0	0	0	0	0	0	0	0	0
Grants & County Match	0	0	0	0	0	0	0	0	0
Impact Fees	0	0	0	0	0	0	0	0	0
Other	0	0	0	0	0	0	0	0	0
Undetermined	0	0	0	0	0	0	0	0	0
Subtotal FY 23			$0	$300					
Total	**$300**	**$0**	**$300**		**$0**	**$0**	**$0**	**$0**	**$0**

Uses of Funds (in $000s)	Total Estimated Cost	Prior Expenses	FY 23 Carryforward	FY 23 Additional	FY 24	FY 25	FY 26	FY 27	Future
Capital [1]	$0	$0	$0	$0	$0	$0	$0	$0	$0
Contributions [2]	0	0	0	0	0	0	0	0	0
Non-Capital [3]	300	0	0	300	0	0	0	0	0
Subtotal FY 23			$0	$300					
Total	**$300**	**$0**	**$300**		**$0**	**$0**	**$0**	**$0**	**$0**

[1] Capital includes, but is not limited to, expenses related to capitalizable Development, Design, Land Acquisition, Equipment, Construction and Administration required to complete the project.
[2] Contributions includes, but is not limited to, funding through an agreement to other Government Agencies, Youth Organizations, Cultural Service Organizations and other Non-Profit Organizations.
[3] Non-Capital includes, but is not limited to, expenses related to Building Maintenance, Grounds & Landscaping Maintenance, Non-Capitalizable Equipment and other Professional Services.

PROJECT TITLE:
SALADINO PICKLEBALL AMENITIES
CIE REQUIREMENTS: Y
LEVEL OF SERVICE IMPACT: E

PROJECT NUMBER: C83658000

PROGRAM: PARKS

PROJECT DESCRIPTION:
The Project will add two pickleball courts, expand parking lot and other associated improvements at the existing Saladino Park located at 1705 Bryan Road, Brandon in Central Hillsborough County.

OPERATING COST IMPACT:
Operating costs impact to be determined in the future.

PROJECT COMPLETION DATE: Dec 2024

Neighborhood Community Area:
Brandon

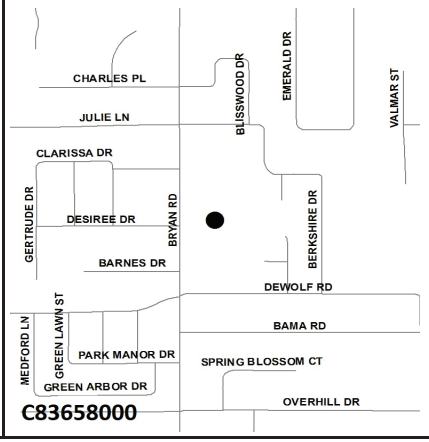

Sources of Funds ($000s)	Total Estimated Sources	Prior Funding	FY 23 Carryforward	FY 23 Additional	FY 24	FY 25	FY 26	FY 27	Future
ARP Funds	$0	$0	$0	$0	$0	$0	$0	$0	$0
Boat Fees	0	0	0	0	0	0	0	0	0
Community Invest. Tax III	0	0	0	0	0	0	0	0	0
Community Invest. Tax IV	0	0	0	0	0	0	0	0	0
Financing	0	0	0	0	0	0	0	0	0
General Revenues-CW	0	0	0	0	0	0	0	0	0
General Revenues-ELAP	0	0	0	0	0	0	0	0	0
General Revenues-R3M	0	0	0	0	0	0	0	0	0
General Revenues-UA	0	0	0	0	0	0	0	0	0
Grants & County Match	0	0	0	0	0	0	0	0	0
Impact Fees	900	0	900	0	0	0	0	0	0
Other	0	0	0	0	0	0	0	0	0
Undetermined	0	0	0	0	0	0	0	0	0
Subtotal FY 23			$900	$0					
Total	**$900**	**$0**	**$900**		**$0**	**$0**	**$0**	**$0**	**$0**

Uses of Funds ($000s)	Total Estimated Cost	Prior Expenses	FY 23 Carryforward	FY 23 Additional	FY 24	FY 25	FY 26	FY 27	Future
Capital [1]	$900	$0	$900	$0	$0	$0	$0	$0	$0
Contributions [2]	0	0	0	0	0	0	0	0	0
Non-Capital [3]	0	0	0	0	0	0	0	0	0
Subtotal FY 23			$900	$0					
Total	**$900**	**$0**	**$900**		**$0**	**$0**	**$0**	**$0**	**$0**

[1] Capital includes, but is not limited to, expenses related to capitalizable Development, Design, Land Acquisition, Equipment, Construction and Administration required to complete the project.
[2] Contributions includes, but is not limited to, funding through an agreement to other Government Agencies, Youth Organizations, Cultural Service Organizations and other Non-Profit Organizations.
[3] Non-Capital includes, but is not limited to, expenses related to Building Maintenance, Grounds & Landscaping Maintenance, Non-Capitalizable Equipment and other Professional Services.

PROJECT TITLE:
SEFFNER/MANGO PARK PLAYGROUND IMPROVEMENTS
CIE REQUIREMENTS: Y
LEVEL OF SERVICE IMPACT: F

PROJECT NUMBER: C83310000

PROGRAM: PARKS

PROJECT DESCRIPTION:
The project is for the purpose of constructing new playgrounds improvements at the existing Mango park location which was determined with community input.

OPERATING COST IMPACT:
No significant change in annual operating costs is anticipated.

PROJECT COMPLETION DATE: Post Construction

Neighborhood Community Area:
Seffner Mango

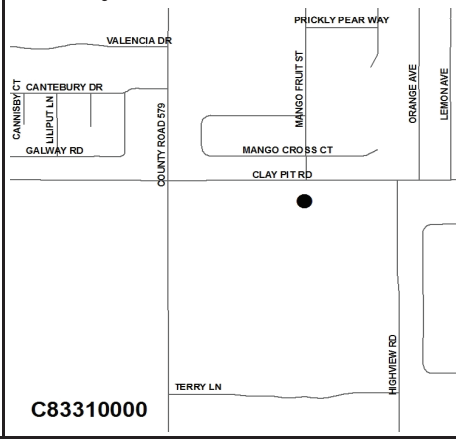

Sources of Funds ($000s)	Total Estimated Sources	Prior Funding	FY 23 Carryforward	FY 23 Additional	FY 24	FY 25	FY 26	FY 27	Future
ARP Funds	$0	$0	$0	$0	$0	$0	$0	$0	$0
Boat Fees	0	0	0	0	0	0	0	0	0
Community Invest. Tax III	0	0	0	0	0	0	0	0	0
Community Invest. Tax IV	0	0	0	0	0	0	0	0	0
Financing	0	0	0	0	0	0	0	0	0
General Revenues-CW	0	0	0	0	0	0	0	0	0
General Revenues-ELAP	0	0	0	0	0	0	0	0	0
General Revenues-R3M	0	0	0	0	0	0	0	0	0
General Revenues-UA	300	293	7	0	0	0	0	0	0
Grants & County Match	0	0	0	0	0	0	0	0	0
Impact Fees	200	197	3	0	0	0	0	0	0
Other	0	0	0	0	0	0	0	0	0
Undetermined	0	0	0	0	0	0	0	0	0
Subtotal FY 23			$9	$0					
Total	**$500**	**$491**	**$9**		**$0**	**$0**	**$0**	**$0**	**$0**

Uses of Funds ($000s)	Total Estimated Cost	Prior Expenses	FY 23 Carryforward	FY 23 Additional	FY 24	FY 25	FY 26	FY 27	Future
Capital [1]	$500	$491	$9	$0	$0	$0	$0	$0	$0
Contributions [2]	0	0	0	0	0	0	0	0	0
Non-Capital [3]	0	0	0	0	0	0	0	0	0
Subtotal FY 23			$9	$0					
Total	**$500**	**$491**	**$9**		**$0**	**$0**	**$0**	**$0**	**$0**

[1] Capital includes, but is not limited to, expenses related to capitalizable Development, Design, Land Acquisition, Equipment, Construction and Administration required to complete the project.
[2] Contributions includes, but is not limited to, funding through an agreement to other Government Agencies, Youth Organizations, Cultural Service Organizations and other Non-Profit Organizations.
[3] Non-Capital includes, but is not limited to, expenses related to Building Maintenance, Grounds & Landscaping Maintenance, Non-Capitalizable Equipment and other Professional Services.

PROJECT TITLE:
SHIMBERG SPORTS COMPLEX IMPROVEMENTS
CIE REQUIREMENTS: Y
LEVEL OF SERVICE IMPACT: F

PROJECT NUMBER: C83655000

PROGRAM: PARKS

PROJECT DESCRIPTION:
The project is for the purpose of funding improvements/expansion to the existing sports complex at Shimberg Park.

OPERATING COST IMPACT:
Operating cost impact to be determined in the future.

PROJECT COMPLETION DATE: TBD

Neighborhood Community Area:
Town and Country

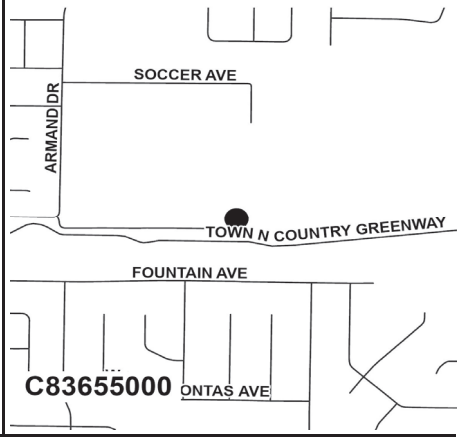

Sources of Funds (in $000s)	Total Estimated Sources	Prior Funding	FY 23 Carryforward	FY 23 Additional	FY 24	FY 25	FY 26	FY 27	Future
ARP Funds	$0	$0	$0	$0	$0	$0	$0	$0	$0
Boat Fees	0	0	0	0	0	0	0	0	0
Community Invest. Tax III	0	0	0	0	0	0	0	0	0
Community Invest. Tax IV	0	0	0	0	0	0	0	0	0
Financing	0	0	0	0	0	0	0	0	0
General Revenues-CW	500	0	500	0	0	0	0	0	0
General Revenues-ELAP	0	0	0	0	0	0	0	0	0
General Revenues-R3M	0	0	0	0	0	0	0	0	0
General Revenues-UA	0	0	0	0	0	0	0	0	0
Grants & County Match	0	0	0	0	0	0	0	0	0
Impact Fees	0	0	0	0	0	0	0	0	0
Other	0	0	0	0	0	0	0	0	0
Undetermined	0	0	0	0	0	0	0	0	0
Subtotal FY 23			$500	$0					
Total	**$500**	**$0**	**$500**		**$0**	**$0**	**$0**	**$0**	**$0**

Uses of Funds (in $000s)	Total Estimated Cost	Prior Expenses	FY 23 Carryforward	FY 23 Additional	FY 24	FY 25	FY 26	FY 27	Future
Capital [1]	$500	$0	$500	$0	$0	$0	$0	$0	$0
Contributions [2]	0	0	0	0	0	0	0	0	0
Non-Capital [3]	0	0	0	0	0	0	0	0	0
Subtotal FY 23			$500	$0					
Total	**$500**	**$0**	**$500**		**$0**	**$0**	**$0**	**$0**	**$0**

[1] Capital includes, but is not limited to, expenses related to capitalizable Development, Design, Land Acquisition, Equipment, Construction and Administration required to complete the project.
[2] Contributions includes, but is not limited to, funding through an agreement to other Government Agencies, Youth Organizations, Cultural Service Organizations and other Non-Profit Organizations.
[3] Non-Capital includes, but is not limited to, expenses related to Building Maintenance, Grounds & Landscaping Maintenance, Non-Capitalizable Equipment and other Professional Services.

PROJECT TITLE:
SKYWAY PARK PLAYGROUND SHADE
CIE REQUIREMENTS: Y
LEVEL OF SERVICE IMPACT: F

PROJECT NUMBER: C83656000

PROGRAM: PARKS

PROJECT DESCRIPTION:
This project will be for the addition of a fabric sunshade structure at the existing Skyway Sports Complex playground.

OPERATING COST IMPACT:
Operating cost is estimated to be an additional $10,000 per year.

PROJECT COMPLETION DATE: Jun 2023

Neighborhood Community Area:
City of Tampa

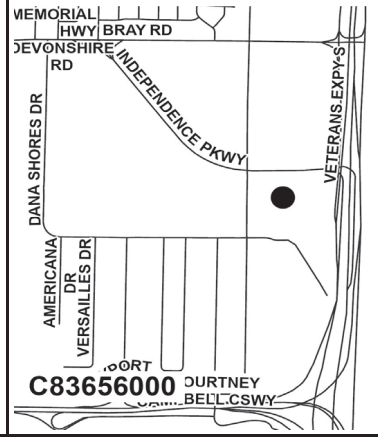

Sources of Funds (in $000s)	Total Estimated Sources	Prior Funding	FY 23 Carryforward	FY 23 Additional	FY 24	FY 25	FY 26	FY 27	Future
ARP Funds	$0	$0	$0	$0	$0	$0	$0	$0	$0
Boat Fees	0	0	0	0	0	0	0	0	0
Community Invest. Tax III	0	0	0	0	0	0	0	0	0
Community Invest. Tax IV	0	0	0	0	0	0	0	0	0
Financing	0	0	0	0	0	0	0	0	0
General Revenues-CW	125	10	115	0	0	0	0	0	0
General Revenues-ELAP	0	0	0	0	0	0	0	0	0
General Revenues-R3M	0	0	0	0	0	0	0	0	0
General Revenues-UA	0	0	0	0	0	0	0	0	0
Grants & County Match	0	0	0	0	0	0	0	0	0
Impact Fees	0	0	0	0	0	0	0	0	0
Other	0	0	0	0	0	0	0	0	0
Undetermined	0	0	0	0	0	0	0	0	0
Subtotal FY 23			$115	$0					
Total	**$125**	**$10**	**$115**		**$0**	**$0**	**$0**	**$0**	**$0**

Uses of Funds (in $000s)	Total Estimated Cost	Prior Expenses	FY 23 Carryforward	FY 23 Additional	FY 24	FY 25	FY 26	FY 27	Future
Capital [1]	$125	$10	$115	$0	$0	$0	$0	$0	$0
Contributions [2]	0	0	0	0	0	0	0	0	0
Non-Capital [3]	0	0	0	0	0	0	0	0	0
Subtotal FY 23			$115	$0					
Total	**$125**	**$10**	**$115**		**$0**	**$0**	**$0**	**$0**	**$0**

[1] Capital includes, but is not limited to, expenses related to capitalizable Development, Design, Land Acquisition, Equipment, Construction and Administration required to complete the project.
[2] Contributions includes, but is not limited to, funding through an agreement to other Government Agencies, Youth Organizations, Cultural Service Organizations and other Non-Profit Organizations.
[3] Non-Capital includes, but is not limited to, expenses related to Building Maintenance, Grounds & Landscaping Maintenance, Non-Capitalizable Equipment and other Professional Services.

PROJECT TITLE: SOUTH COUNTY BOAT RAMP
PROJECT NUMBER: C83311000
CIE REQUIREMENTS: Y
LEVEL OF SERVICE IMPACT: F
PROGRAM: PARKS

PROJECT DESCRIPTION:
The BOCC approved $600,000 for the construction of a boat ramp in the South County Area. Scope and location are to be determined.

Neighborhood Community Area:
To Be Determined

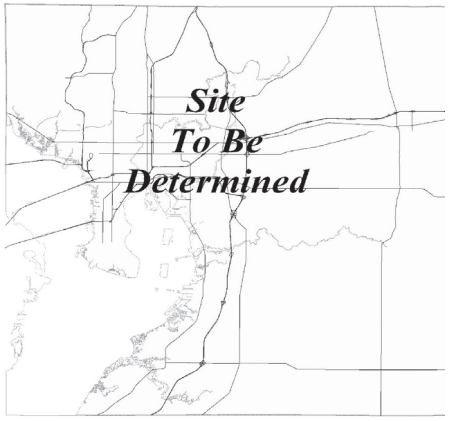

OPERATING COST IMPACT:
Impact on annual operating and maintenance costs is to be determined.

PROJECT COMPLETION DATE: TBD

Sources of Funds ($000s)	Total Estimated Sources	Prior Funding	FY 23 Carryforward	FY 23 Additional	FY 24	FY 25	FY 26	FY 27	Future
ARP Funds	$0	$0	$0	$0	$0	$0	$0	$0	$0
Boat Fees	0	0	0	0	0	0	0	0	0
Community Invest. Tax III	0	0	0	0	0	0	0	0	0
Community Invest. Tax IV	0	0	0	0	0	0	0	0	0
Financing	0	0	0	0	0	0	0	0	0
General Revenues-CW	0	0	0	0	0	0	0	0	0
General Revenues-ELAP	0	0	0	0	0	0	0	0	0
General Revenues-R3M	0	0	0	0	0	0	0	0	0
General Revenues-UA	0	0	0	0	0	0	0	0	0
Grants & County Match	0	0	0	0	0	0	0	0	0
Impact Fees	0	0	0	0	0	0	0	0	0
Other	600	0	600	0	0	0	0	0	0
Undetermined	0	0	0	0	0	0	0	0	0
Subtotal FY 23			$600	$0					
Total	**$600**	**$0**	**$600**		**$0**	**$0**	**$0**	**$0**	**$0**

Uses of Funds ($000s)	Total Estimated Cost	Prior Expenses	FY 23 Carryforward	FY 23 Additional	FY 24	FY 25	FY 26	FY 27	Future
Capital [1]	$0	$0	$0	$0	$0	$0	$0	$0	$0
Contributions [2]	600	0	600	0	0	0	0	0	0
Non-Capital [3]	0	0	0	0	0	0	0	0	0
Subtotal FY 23			$600	$0					
Total	**$600**	**$0**	**$600**		**$0**	**$0**	**$0**	**$0**	**$0**

[1] Capital includes, but is not limited to, expenses related to capitalizable Development, Design, Land Acquisition, Equipment, Construction and Administration required to complete the project.
[2] Contributions includes, but is not limited to, funding through an agreement to other Government Agencies, Youth Organizations, Cultural Service Organizations and other Non-Profit Organizations.
[3] Non-Capital includes, but is not limited to, expenses related to Building Maintenance, Grounds & Landscaping Maintenance, Non-Capitalizable Equipment and other Professional Services.

PROJECT TITLE: SPORT LIGHTING REPLACEMENT (R3M) (MP)
PROJECT NUMBER: C83648000
CIE REQUIREMENTS: Y
LEVEL OF SERVICE IMPACT: M
PROGRAM: PARKS

PROJECT DESCRIPTION:
Project is for the replacement of end of life metal halide sports lighting with more energy efficient LED lighting with lighting controls. This project is in alignment with R3M life cycle replacement schedules and will be utilized at various Parks and Recreation locations.

Neighborhood Community Area:
Countywide

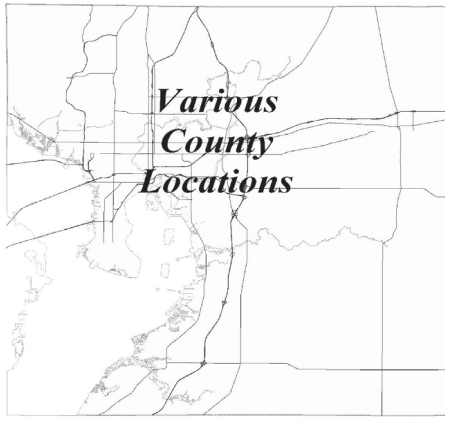

OPERATING COST IMPACT:
No significant change in annual operating costs is anticipated.

PROJECT COMPLETION DATE: Various

Sources of Funds ($000s)	Total Estimated Sources	Prior Funding	FY 23 Carryforward	FY 23 Additional	FY 24	FY 25	FY 26	FY 27	Future
ARP Funds	$0	$0	$0	$0	$0	$0	$0	$0	$0
Boat Fees	0	0	0	0	0	0	0	0	0
Community Invest. Tax III	0	0	0	0	0	0	0	0	0
Community Invest. Tax IV	0	0	0	0	0	0	0	0	0
Financing	0	0	0	0	0	0	0	0	0
General Revenues-CW	0	0	0	0	0	0	0	0	0
General Revenues-ELAP	0	0	0	0	0	0	0	0	0
General Revenues-R3M	10,000	750	1,250	2,000	1,500	1,500	1,500	1,500	0
General Revenues-UA	0	0	0	0	0	0	0	0	0
Grants & County Match	0	0	0	0	0	0	0	0	0
Impact Fees	0	0	0	0	0	0	0	0	0
Other	0	0	0	0	0	0	0	0	0
Undetermined	0	0	0	0	0	0	0	0	0
Subtotal FY 23			$1,250	$2,000					
Total	**$10,000**	**$750**	**$3,250**		**$1,500**	**$1,500**	**$1,500**	**$1,500**	**$0**

Uses of Funds ($000s)	Total Estimated Cost	Prior Expenses	FY 23 Carryforward	FY 23 Additional	FY 24	FY 25	FY 26	FY 27	Future
Capital [1]	$0	$0	$0	$0	$0	$0	$0	$0	$0
Contributions [2]	0	0	0	0	0	0	0	0	0
Non-Capital [3]	10,000	750	1,250	2,000	1,500	1,500	1,500	1,500	0
Subtotal FY 23			$1,250	$2,000					
Total	**$10,000**	**$750**	**$3,250**		**$1,500**	**$1,500**	**$1,500**	**$1,500**	**$0**

[1] Capital includes, but is not limited to, expenses related to capitalizable Development, Design, Land Acquisition, Equipment, Construction and Administration required to complete the project.
[2] Contributions includes, but is not limited to, funding through an agreement to other Government Agencies, Youth Organizations, Cultural Service Organizations and other Non-Profit Organizations.
[3] Non-Capital includes, but is not limited to, expenses related to Building Maintenance, Grounds & Landscaping Maintenance, Non-Capitalizable Equipment and other Professional Services.

PROJECT TITLE: SYNTHETIC TURF FIELDS (MP)
PROJECT NUMBER: C83301000
CIE REQUIREMENTS: Y
LEVEL OF SERVICE IMPACT: M
PROGRAM: PARKS

PROJECT DESCRIPTION:
To provide new Synthetic Turf fields at various Countywide Athletic Parks. Locations to be prioritized by Parks and Recreation Department.

Neighborhood Community Area:
Countywide

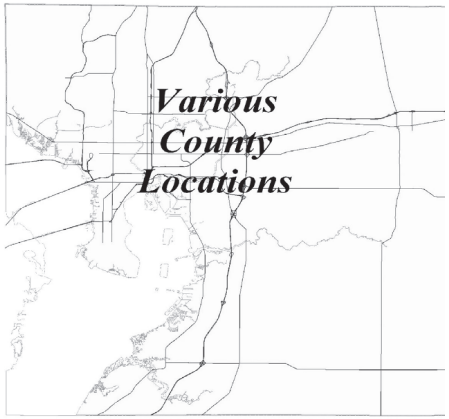

OPERATING COST IMPACT:
No significant change in annual operating costs is anticipated.

PROJECT COMPLETION DATE: Various

Sources of Funds ($000s)	Total Estimated Sources	Prior Funding	FY 23 Carryforward	FY 23 Additional	FY 24	FY 25	FY 26	FY 27	Future
ARP Funds	$0	$0	$0	$0	$0	$0	$0	$0	$0
Boat Fees	0	0	0	0	0	0	0	0	0
Community Invest. Tax III	0	0	0	0	0	0	0	0	0
Community Invest. Tax IV	0	0	0	0	0	0	0	0	0
Financing	7,000	3,060	3,940	0	0	0	0	0	0
General Revenues-CW	0	0	0	0	0	0	0	0	0
General Revenues-ELAP	0	0	0	0	0	0	0	0	0
General Revenues-R3M	0	0	0	0	0	0	0	0	0
General Revenues-UA	0	0	0	0	0	0	0	0	0
Grants & County Match	0	0	0	0	0	0	0	0	0
Impact Fees	1,500	0	1,500	0	0	0	0	0	0
Other	0	0	0	0	0	0	0	0	0
Undetermined	0	0	0	0	0	0	0	0	0
Subtotal FY 23			$5,440	$0					
Total	**$8,500**	**$3,060**	**$5,440**		**$0**	**$0**	**$0**	**$0**	**$0**

Uses of Funds ($000s)	Total Estimated Cost	Prior Expenses	FY 23 Carryforward	FY 23 Additional	FY 24	FY 25	FY 26	FY 27	Future
Capital [1]	$8,497	$3,057	$5,440	$0	$0	$0	$0	$0	$0
Contributions [2]	0	0	0	0	0	0	0	0	0
Non-Capital [3]	3	3	0	0	0	0	0	0	0
Subtotal FY 23			$5,440	$0					
Total	**$8,500**	**$3,060**	**$5,440**		**$0**	**$0**	**$0**	**$0**	**$0**

[1] Capital includes, but is not limited to, expenses related to capitalizable Development, Design, Land Acquisition, Equipment, Construction and Administration required to complete the project.
[2] Contributions includes, but is not limited to, funding through an agreement to other Government Agencies, Youth Organizations, Cultural Service Organizations and other Non-Profit Organizations.
[3] Non-Capital includes, but is not limited to, expenses related to Building Maintenance, Grounds & Landscaping Maintenance, Non-Capitalizable Equipment and other Professional Services.

PROJECT TITLE: TENNIS & BASKETBALL COURT RENOVATIONS AND REPLACEMENTS (R3M) (MP)
PROJECT NUMBER: C83314000
CIE REQUIREMENTS: Y
LEVEL OF SERVICE IMPACT: M
PROGRAM: PARKS

PROJECT DESCRIPTION:
Project is for replacing and renovating Tennis and Basketball courts at various County parks as part of scheduled lifecycle replacement in accordance with the Repair, Renovation, Replacement and Maintenance (R3M) Program.

Neighborhood Community Area:
Countywide

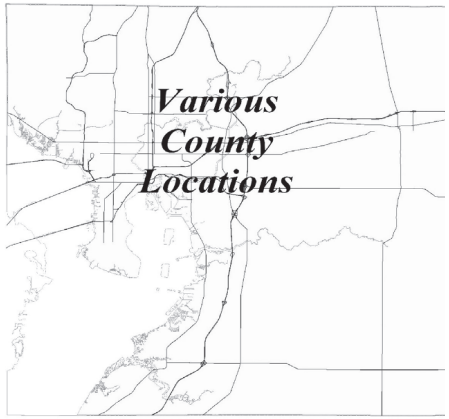

OPERATING COST IMPACT:
No significant change in annual operating costs is anticipated.

PROJECT COMPLETION DATE: Sep 2024

Sources of Funds ($000s)	Total Estimated Sources	Prior Funding	FY 23 Carryforward	FY 23 Additional	FY 24	FY 25	FY 26	FY 27	Future
ARP Funds	$0	$0	$0	$0	$0	$0	$0	$0	$0
Boat Fees	0	0	0	0	0	0	0	0	0
Community Invest. Tax III	0	0	0	0	0	0	0	0	0
Community Invest. Tax IV	0	0	0	0	0	0	0	0	0
Financing	0	0	0	0	0	0	0	0	0
General Revenues-CW	0	0	0	0	0	0	0	0	0
General Revenues-ELAP	0	0	0	0	0	0	0	0	0
General Revenues-R3M	1,600	835	365	400	0	0	0	0	0
General Revenues-UA	0	0	0	0	0	0	0	0	0
Grants & County Match	0	0	0	0	0	0	0	0	0
Impact Fees	0	0	0	0	0	0	0	0	0
Other	0	0	0	0	0	0	0	0	0
Undetermined	0	0	0	0	0	0	0	0	0
Subtotal FY 23			$365	$400					
Total	**$1,600**	**$835**	**$765**		**$0**	**$0**	**$0**	**$0**	**$0**

Uses of Funds ($000s)	Total Estimated Cost	Prior Expenses	FY 23 Carryforward	FY 23 Additional	FY 24	FY 25	FY 26	FY 27	Future
Capital [1]	$0	$0	$0	$0	$0	$0	$0	$0	$0
Contributions [2]	0	0	0	0	0	0	0	0	0
Non-Capital [3]	1,600	835	365	400	0	0	0	0	0
Subtotal FY 23			$365	$400					
Total	**$1,600**	**$835**	**$765**		**$0**	**$0**	**$0**	**$0**	**$0**

[1] Capital includes, but is not limited to, expenses related to capitalizable Development, Design, Land Acquisition, Equipment, Construction and Administration required to complete the project.
[2] Contributions includes, but is not limited to, funding through an agreement to other Government Agencies, Youth Organizations, Cultural Service Organizations and other Non-Profit Organizations.
[3] Non-Capital includes, but is not limited to, expenses related to Building Maintenance, Grounds & Landscaping Maintenance, Non-Capitalizable Equipment and other Professional Services.

PROJECT TITLE:
THE HISTORIC MOSELEY HOMESTEAD RENOVATIONS/PRESERVATION
CIE REQUIREMENTS: Y
LEVEL OF SERVICE IMPACT: M

PROJECT NUMBER: C83291000

PROGRAM: PARKS

PROJECT DESCRIPTION:
Contribution of $250,000 to Timberly Trust, Trustee for the Historic Moseley Homestead for the purpose of renovations to preserve the buildings within this designated historic landmark site. In FY 20, the BOCC approved an additional $600,000 for preservation of assets at the Moseley Homestead and $600,000 for construction of a community center.

OPERATING COST IMPACT:
There is no annual operating costs to the county.

PROJECT COMPLETION DATE: TBD

Neighborhood Community Area:
Brandon

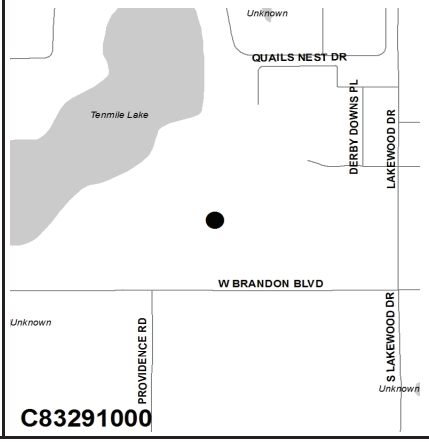

Sources of Funds ($000s)	Total Estimated Sources	Prior Funding	FY 23 Carryforward	FY 23 Additional	FY 24	FY 25	FY 26	FY 27	Future
ARP Funds	$0	$0	$0	$0	$0	$0	$0	$0	$0
Boat Fees	0	0	0	0	0	0	0	0	0
Community Invest. Tax III	0	0	0	0	0	0	0	0	0
Community Invest. Tax IV	0	0	0	0	0	0	0	0	0
Financing	0	0	0	0	0	0	0	0	0
General Revenues-CW	250	168	82	0	0	0	0	0	0
General Revenues-ELAP	0	0	0	0	0	0	0	0	0
General Revenues-R3M	0	0	0	0	0	0	0	0	0
General Revenues-UA	0	0	0	0	0	0	0	0	0
Grants & County Match	0	0	0	0	0	0	0	0	0
Impact Fees	0	0	0	0	0	0	0	0	0
Other	1,200	0	1,200	0	0	0	0	0	0
Undetermined	0	0	0	0	0	0	0	0	0
Subtotal FY 23			$1,282	$0					
Total	**$1,450**	**$168**	**$1,282**		**$0**	**$0**	**$0**	**$0**	**$0**

Uses of Funds ($000s)	Total Estimated Cost	Prior Expenses	FY 23 Carryforward	FY 23 Additional	FY 24	FY 25	FY 26	FY 27	Future
Capital [1]	$0	$0	$0	$0	$0	$0	$0	$0	$0
Contributions [2]	1,282	0	1,282	0	0	0	0	0	0
Non-Capital [3]	168	168	0	0	0	0	0	0	0
Subtotal FY 23			$1,282	$0					
Total	**$1,450**	**$168**	**$1,282**		**$0**	**$0**	**$0**	**$0**	**$0**

[1] Capital includes, but is not limited to, expenses related to capitalizable Development, Design, Land Acquisition, Equipment, Construction and Administration required to complete the project.
[2] Contributions includes, but is not limited to, funding through an agreement to other Government Agencies, Youth Organizations, Cultural Service Organizations and other Non-Profit Organizations.
[3] Non-Capital includes, but is not limited to, expenses related to Building Maintenance, Grounds & Landscaping Maintenance, Non-Capitalizable Equipment and other Professional Services.

PROJECT TITLE:
THONOTOSASSA PARK IMPROVEMENT/EXPANSION
CIE REQUIREMENTS: Y
LEVEL OF SERVICE IMPACT: M

PROJECT NUMBER: C83643000

PROGRAM: PARKS

PROJECT DESCRIPTION:
The purpose of the project is to provide new/expanded sports and recreational amenities for the Thonotosassa Community. The project will be planned in conjunction with a new replacement library on a recently acquired 36-acre property located at 10217 Main Street, Thonotosassa, north of the existing park at 10132 Skewlee road. Additional land acquisition is planned for the Park together with redeveloping the existing sports complex at the adjacent elementary school. Various options for the improvements will be considered; a master plan will be developed for shared infrastructure and amenities with the library.

OPERATING COST IMPACT:
Operating cost is estimated to be an additional $55,000 per year.

PROJECT COMPLETION DATE: TBD

Neighborhood Community Area:
Thonotosassa

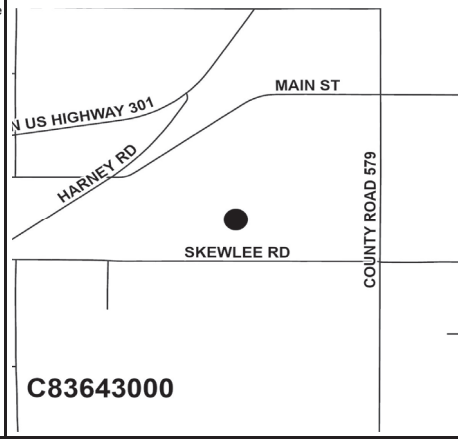

Sources of Funds ($000s)	Total Estimated Sources	Prior Funding	FY 23 Carryforward	FY 23 Additional	FY 24	FY 25	FY 26	FY 27	Future
ARP Funds	$0	$0	$0	$0	$0	$0	$0	$0	$0
Boat Fees	0	0	0	0	0	0	0	0	0
Community Invest. Tax III	0	0	0	0	0	0	0	0	0
Community Invest. Tax IV	0	0	0	0	0	0	0	0	0
Financing	0	0	0	0	0	0	0	0	0
General Revenues-CW	0	0	0	0	0	0	0	0	0
General Revenues-ELAP	0	0	0	0	0	0	0	0	0
General Revenues-R3M	0	0	0	0	0	0	0	0	0
General Revenues-UA	3,000	0	3,000	0	0	0	0	0	0
Grants & County Match	710	68	465	177	0	0	0	0	0
Impact Fees	1,250	182	68	1,000	0	0	0	0	0
Other	0	0	0	0	0	0	0	0	0
Undetermined	0	0	0	0	0	0	0	0	0
Subtotal FY 23			$3,533	$1,177					
Total	**$4,960**	**$250**	**$4,710**		**$0**	**$0**	**$0**	**$0**	**$0**

Uses of Funds ($000s)	Total Estimated Cost	Prior Expenses	FY 23 Carryforward	FY 23 Additional	FY 24	FY 25	FY 26	FY 27	Future
Capital [1]	$4,960	$250	$3,533	$1,177	$0	$0	$0	$0	$0
Contributions [2]	0	0	0	0	0	0	0	0	0
Non-Capital [3]	0	0	0	0	0	0	0	0	0
Subtotal FY 23			$3,533	$1,177					
Total	**$4,960**	**$250**	**$4,710**		**$0**	**$0**	**$0**	**$0**	**$0**

[1] Capital includes, but is not limited to, expenses related to capitalizable Development, Design, Land Acquisition, Equipment, Construction and Administration required to complete the project.
[2] Contributions includes, but is not limited to, funding through an agreement to other Government Agencies, Youth Organizations, Cultural Service Organizations and other Non-Profit Organizations.
[3] Non-Capital includes, but is not limited to, expenses related to Building Maintenance, Grounds & Landscaping Maintenance, Non-Capitalizable Equipment and other Professional Services.

PROJECT TITLE: UACDC AQUATIC CENTER & COMMUNITY CENTER IMPROVEMENTS
PROJECT NUMBER: C83292000
CIE REQUIREMENTS: Y
LEVEL OF SERVICE IMPACT: E
PROGRAM: PARKS

PROJECT DESCRIPTION:
Planning, design and construction of a splashpad to be located at a park owned by University Area Community Development Corporation, Inc. Scope also includes amenities and improvements at the county-owned University Area Community Center, as budget will allow.

Neighborhood Community Area:
University Area Community

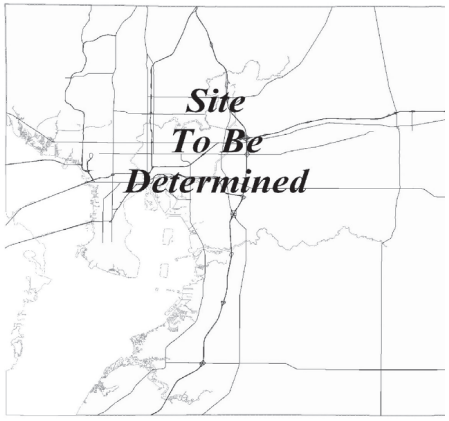

OPERATING COST IMPACT:
Operating cost anticipated to be borne by UACDC, Inc.

PROJECT COMPLETION DATE: Apr 2023

Sources of Funds (in $000s)	Total Estimated Sources	Prior Funding	FY 23 Carryforward	FY 23 Additional	FY 24	FY 25	FY 26	FY 27	Future
ARP Funds	$0	$0	$0	$0	$0	$0	$0	$0	$0
Boat Fees	0	0	0	0	0	0	0	0	0
Community Invest. Tax III	0	0	0	0	0	0	0	0	0
Community Invest. Tax IV	0	0	0	0	0	0	0	0	0
Financing	0	0	0	0	0	0	0	0	0
General Revenues-CW	0	0	0	0	0	0	0	0	0
General Revenues-ELAP	0	0	0	0	0	0	0	0	0
General Revenues-R3M	0	0	0	0	0	0	0	0	0
General Revenues-UA	750	219	531	0	0	0	0	0	0
Grants & County Match	0	0	0	0	0	0	0	0	0
Impact Fees	0	0	0	0	0	0	0	0	0
Other	0	0	0	0	0	0	0	0	0
Undetermined	0	0	0	0	0	0	0	0	0
Subtotal FY 23			$531	$0					
Total	**$750**	**$219**	**$531**		**$0**	**$0**	**$0**	**$0**	**$0**

Uses of Funds (in $000s)	Total Estimated Cost	Prior Expenses	FY 23 Carryforward	FY 23 Additional	FY 24	FY 25	FY 26	FY 27	Future
Capital [1]	$750	$219	$531	$0	$0	$0	$0	$0	$0
Contributions [2]	0	0	0	0	0	0	0	0	0
Non-Capital [3]	0	0	0	0	0	0	0	0	0
Subtotal FY 23			$531	$0					
Total	**$750**	**$219**	**$531**		**$0**	**$0**	**$0**	**$0**	**$0**

[1] Capital includes, but is not limited to, expenses related to capitalizable Development, Design, Land Acquisition, Equipment, Construction and Administration required to complete the project.
[2] Contributions includes, but is not limited to, funding through an agreement to other Government Agencies, Youth Organizations, Cultural Service Organizations and other Non-Profit Organizations.
[3] Non-Capital includes, but is not limited to, expenses related to Building Maintenance, Grounds & Landscaping Maintenance, Non-Capitalizable Equipment and other Professional Services.

PROJECT TITLE: VETERAN MEMORIAL PARK AMPHITHEATER SHADE SAIL
PROJECT NUMBER: C83670000
CIE REQUIREMENTS: Y
LEVEL OF SERVICE IMPACT: E
PROGRAM: PARKS

PROJECT DESCRIPTION:
Project will provide shade cover over the exisiting outdoor seating area at the existing Veterans' Memorial Park located at 3602 Hwy 301, Tampa, FL 33619 in Central Hillsborough County.

Neighborhood Community Area:
East Lake Orient Park

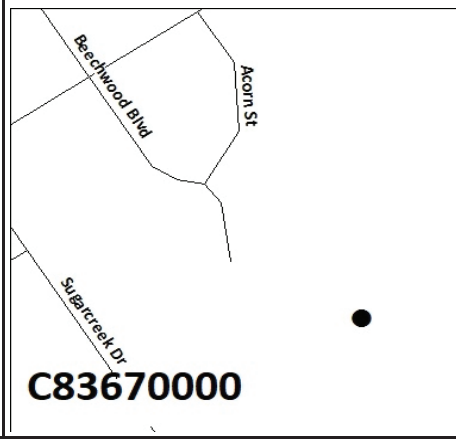

OPERATING COST IMPACT:
No significant operating impact anticipated.

PROJECT COMPLETION DATE: TBD

Sources of Funds (in $000s)	Total Estimated Sources	Prior Funding	FY 23 Carryforward	FY 23 Additional	FY 24	FY 25	FY 26	FY 27	Future
ARP Funds	$0	$0	$0	$0	$0	$0	$0	$0	$0
Boat Fees	0	0	0	0	0	0	0	0	0
Community Invest. Tax III	0	0	0	0	0	0	0	0	0
Community Invest. Tax IV	150	0	0	150	0	0	0	0	0
Financing	0	0	0	0	0	0	0	0	0
General Revenues-CW	0	0	0	0	0	0	0	0	0
General Revenues-ELAP	0	0	0	0	0	0	0	0	0
General Revenues-R3M	0	0	0	0	0	0	0	0	0
General Revenues-UA	0	0	0	0	0	0	0	0	0
Grants & County Match	0	0	0	0	0	0	0	0	0
Impact Fees	0	0	0	0	0	0	0	0	0
Other	0	0	0	0	0	0	0	0	0
Undetermined	0	0	0	0	0	0	0	0	0
Subtotal FY 23			$0	$150					
Total	**$150**	**$0**	**$150**		**$0**	**$0**	**$0**	**$0**	**$0**

Uses of Funds (in $000s)	Total Estimated Cost	Prior Expenses	FY 23 Carryforward	FY 23 Additional	FY 24	FY 25	FY 26	FY 27	Future
Capital [1]	$150	$0	$0	$150	$0	$0	$0	$0	$0
Contributions [2]	0	0	0	0	0	0	0	0	0
Non-Capital [3]	0	0	0	0	0	0	0	0	0
Subtotal FY 23			$0	$150					
Total	**$150**	**$0**	**$150**		**$0**	**$0**	**$0**	**$0**	**$0**

[1] Capital includes, but is not limited to, expenses related to capitalizable Development, Design, Land Acquisition, Equipment, Construction and Administration required to complete the project.
[2] Contributions includes, but is not limited to, funding through an agreement to other Government Agencies, Youth Organizations, Cultural Service Organizations and other Non-Profit Organizations.
[3] Non-Capital includes, but is not limited to, expenses related to Building Maintenance, Grounds & Landscaping Maintenance, Non-Capitalizable Equipment and other Professional Services.

PROJECT TITLE: VETERANS MEMORIAL PARK/RESOURCE CENTER IMPROVEMENT - PHASE 2
PROJECT NUMBER: C83669000
CIE REQUIREMENTS: Y
LEVEL OF SERVICE IMPACT: E
PROGRAM: PARKS

PROJECT DESCRIPTION:
Design and construction of a 4,600 sq ft expansion to the existing Veteran's Resource Center and associated sit work located at Vererans' Memorial Park at 3602 Hwy 301, Tampa, FL 33619 in Central Hillsborough County. Projects anticipated to be funded by a State of Florida Grant and County match.

OPERATING COST IMPACT:
Operating cost impact to be determined in the future.

PROJECT COMPLETION DATE: TBD

Neighborhood Community Area:
East Lake Orient Park

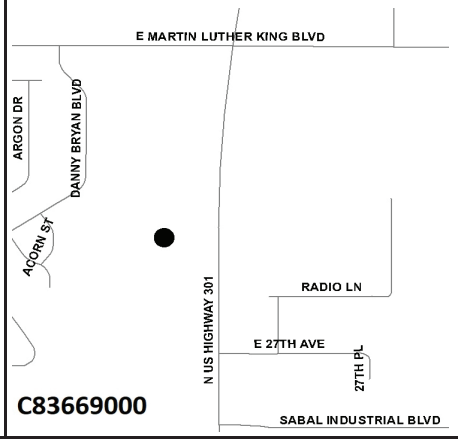

Sources of Funds ($000s)	Total Estimated Sources	Prior Funding	FY 23 Carryforward	FY 23 Additional	FY 24	FY 25	FY 26	FY 27	Future
ARP Funds	$0	$0	$0	$0	$0	$0	$0	$0	$0
Boat Fees	0	0	0	0	0	0	0	0	0
Community Invest. Tax III	0	0	0	0	0	0	0	0	0
Community Invest. Tax IV	0	0	0	0	0	0	0	0	0
Financing	0	0	0	0	0	0	0	0	0
General Revenues-CW	843	0	0	843	0	0	0	0	0
General Revenues-ELAP	0	0	0	0	0	0	0	0	0
General Revenues-R3M	0	0	0	0	0	0	0	0	0
General Revenues-UA	0	0	0	0	0	0	0	0	0
Grants & County Match	2,600	0	0	0	0	0	0	0	2,600
Impact Fees	0	0	0	0	0	0	0	0	0
Other	0	0	0	0	0	0	0	0	0
Undetermined	0	0	0	0	0	0	0	0	0
Subtotal FY 23			$0	$843					
Total	**$3,443**	**$0**	**$843**		**$0**	**$0**	**$0**	**$0**	**$2,600**

Uses of Funds ($000s)	Total Estimated Cost	Prior Expenses	FY 23 Carryforward	FY 23 Additional	FY 24	FY 25	FY 26	FY 27	Future
Capital [1]	$3,443	$0	$0	$843	$0	$0	$0	$0	$2,600
Contributions [2]	0	0	0	0	0	0	0	0	0
Non-Capital [3]	0	0	0	0	0	0	0	0	0
Subtotal FY 23			$0	$843					
Total	**$3,443**	**$0**	**$843**		**$0**	**$0**	**$0**	**$0**	**$2,600**

[1] Capital includes, but is not limited to, expenses related to capitalizable Development, Design, Land Acquisition, Equipment, Construction and Administration required to complete the project.
[2] Contributions includes, but is not limited to, funding through an agreement to other Government Agencies, Youth Organizations, Cultural Service Organizations and other Non-Profit Organizations.
[3] Non-Capital includes, but is not limited to, expenses related to Building Maintenance, Grounds & Landscaping Maintenance, Non-Capitalizable Equipment and other Professional Services.

PROJECT TITLE: WATERSET SPORTS COMPLEX
PROJECT NUMBER: C80324000
CIE REQUIREMENTS: Y
LEVEL OF SERVICE IMPACT: E
PROGRAM: PARKS

PROJECT DESCRIPTION:
This project will provide planning, design and construction for Phase I of a proposed youth sports complex in the South County area. The complex will be within the Waterset development west of I-75. Land exchange with the the developer has been achieved. Construction to be funded in phases as scope is developed.

OPERATING COST IMPACT:
Operating cost is estimated to be an additional $250,000 per year.

PROJECT COMPLETION DATE: Jun 2023

Neighborhood Community Area:
Apollo Beach

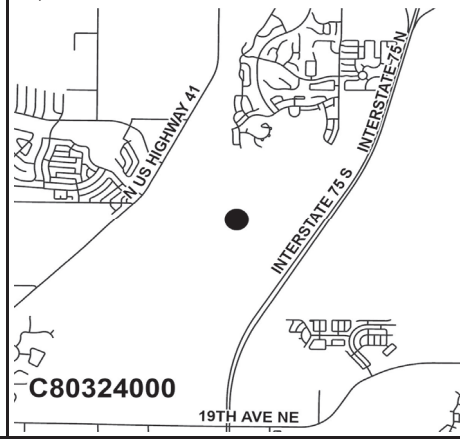

Sources of Funds ($000s)	Total Estimated Sources	Prior Funding	FY 23 Carryforward	FY 23 Additional	FY 24	FY 25	FY 26	FY 27	Future
ARP Funds	$0	$0	$0	$0	$0	$0	$0	$0	$0
Boat Fees	0	0	0	0	0	0	0	0	0
Community Invest. Tax III	0	0	0	0	0	0	0	0	0
Community Invest. Tax IV	0	0	0	0	0	0	0	0	0
Financing	8,750	2,591	6,159	0	0	0	0	0	0
General Revenues-CW	0	0	0	0	0	0	0	0	0
General Revenues-ELAP	0	0	0	0	0	0	0	0	0
General Revenues-R3M	0	0	0	0	0	0	0	0	0
General Revenues-UA	500	254	246	0	0	0	0	0	0
Grants & County Match	0	0	0	0	0	0	0	0	0
Impact Fees	2,600	270	2,330	0	0	0	0	0	0
Other	0	0	0	0	0	0	0	0	0
Undetermined	0	0	0	0	0	0	0	0	0
Subtotal FY 23			$8,735	$0					
Total	**$11,850**	**$3,115**	**$8,735**		**$0**	**$0**	**$0**	**$0**	**$0**

Uses of Funds ($000s)	Total Estimated Cost	Prior Expenses	FY 23 Carryforward	FY 23 Additional	FY 24	FY 25	FY 26	FY 27	Future
Capital [1]	$11,850	$3,115	$8,735	$0	$0	$0	$0	$0	$0
Contributions [2]	0	0	0	0	0	0	0	0	0
Non-Capital [3]	0	0	0	0	0	0	0	0	0
Subtotal FY 23			$8,735	$0					
Total	**$11,850**	**$3,115**	**$8,735**		**$0**	**$0**	**$0**	**$0**	**$0**

[1] Capital includes, but is not limited to, expenses related to capitalizable Development, Design, Land Acquisition, Equipment, Construction and Administration required to complete the project.
[2] Contributions includes, but is not limited to, funding through an agreement to other Government Agencies, Youth Organizations, Cultural Service Organizations and other Non-Profit Organizations.
[3] Non-Capital includes, but is not limited to, expenses related to Building Maintenance, Grounds & Landscaping Maintenance, Non-Capitalizable Equipment and other Professional Services.

PROJECT TITLE:
WINSTON PARK SPLASH PAD
CIE REQUIREMENTS: Y
LEVEL OF SERVICE IMPACT: E

PROJECT NUMBER: C83651000

PROGRAM: PARKS

PROJECT DESCRIPTION:
The project includes design and construction of a new splash pad at the existing Winston Park located at 7605 Destin Drive, Tampa. Scope includes supporting infrastructure and amenities such as benches, trash receptacles and water fountains as budget will allow.

OPERATING COST IMPACT:
Operating cost is estimated to be an additional $55,000 per year.

PROJECT COMPLETION DATE: Dec 2023

Neighborhood Community Area:
Greater Palm River

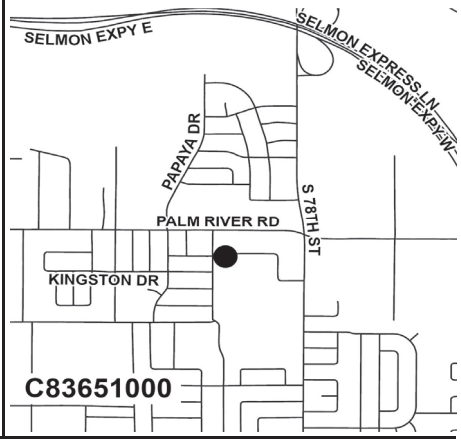

Sources of Funds (in $000s)	Total Estimated Sources	Prior Funding	FY 23 Carryforward	FY 23 Additional	FY 24	FY 25	FY 26	FY 27	Future
ARP Funds	$0	$0	$0	$0	$0	$0	$0	$0	$0
Boat Fees	0	0	0	0	0	0	0	0	0
Community Invest. Tax III	0	0	0	0	0	0	0	0	0
Community Invest. Tax IV	0	0	0	0	0	0	0	0	0
Financing	0	0	0	0	0	0	0	0	0
General Revenues-CW	0	0	0	0	0	0	0	0	0
General Revenues-ELAP	0	0	0	0	0	0	0	0	0
General Revenues-R3M	0	0	0	0	0	0	0	0	0
General Revenues-UA	850	24	826	0	0	0	0	0	0
Grants & County Match	0	0	0	0	0	0	0	0	0
Impact Fees	0	0	0	0	0	0	0	0	0
Other	0	0	0	0	0	0	0	0	0
Undetermined	0	0	0	0	0	0	0	0	0
Subtotal FY 23			$826	$0					
Total	**$850**	**$24**	**$826**		**$0**	**$0**	**$0**	**$0**	**$0**

Uses of Funds (in $000s)	Total Estimated Cost	Prior Expenses	FY 23 Carryforward	FY 23 Additional	FY 24	FY 25	FY 26	FY 27	Future
Capital [1]	$850	$24	$826	$0	$0	$0	$0	$0	$0
Contributions [2]	0	0	0	0	0	0	0	0	0
Non-Capital [3]	0	0	0	0	0	0	0	0	0
Subtotal FY 23			$826	$0					
Total	**$850**	**$24**	**$826**		**$0**	**$0**	**$0**	**$0**	**$0**

[1] Capital includes, but is not limited to, expenses related to capitalizable Development, Design, Land Acquisition, Equipment, Construction and Administration required to complete the project.
[2] Contributions includes, but is not limited to, funding through an agreement to other Government Agencies, Youth Organizations, Cultural Service Organizations and other Non-Profit Organizations.
[3] Non-Capital includes, but is not limited to, expenses related to Building Maintenance, Grounds & Landscaping Maintenance, Non-Capitalizable Equipment and other Professional Services.

Hillsborough County Florida

For more information, contact the Management & Budget Department
(813) 272-5890 • HCFLGov.net/Budget

Solid Waste Enterprise Program

Hillsborough County Florida

For more information, contact the Management & Budget Department
(813) 272-5890 • HCFLGov.net/Budget

SOLID WASTE ENTERPRISE PROGRAM
SOURCES AND USES OF FUNDS SUMMARY
(in thousands)

Sources of Funds:	TOTAL ESTIMATED SOURCES	PRIOR FUNDING	FY 23 Carryforward	FY 23 Additional	FY 24	FY 25	FY 26	FY 27	FUTURE
Enterprise Fees	$183,964	$14,559	$24,331	$56,095	$27,500	$19,000	$23,000	$16,878	$2,600
Financing	668,721	7,669	9,585	51,468	0	200,000	200,000	200,000	0
Subtotal FY 23			$33,916	$107,563					
Total	**$852,685**	**$22,228**	**$141,479**		**$27,500**	**$219,000**	**$223,000**	**$216,878**	**$2,600**

TOTAL FY 23 - FY 27 = $827,857

Uses of Funds:	TOTAL ESTIMATED COST	PRIOR EXPENSES	FY 23 Carryforward	FY 23 Additional	FY 24	FY 25	FY 26	FY 27	FUTURE
Capital [1]	$839,742	$22,228	$29,573	$107,563	$25,500	$217,000	$221,000	$214,278	$2,600
Contributions [2]	0	0	0	0	0	0	0	0	0
Non-Capital [3]	12,943	0	4,343	0	2,000	2,000	2,000	2,600	0
Subtotal FY 23			$33,916	$107,563					
Total	**$852,685**	**$22,228**	**$141,479**		**$27,500**	**$219,000**	**$223,000**	**$216,878**	**$2,600**

TOTAL FY 23 - FY 27 = $827,857

[1] Capital includes, but is not limited to, expenses related to capitalizable Development, Design, Land Acquisition, Equipment, Construction and Administration required to complete the project.

[2] Contributions includes, but is not limited to, funding through an agreement to other Government Agencies, Youth Organizations, Cultural Service Organizations and other Non-Profit Organizations.

[3] Non-Capital includes, but is not limited to, expenses related to Building Maintenance, Grounds & Landscaping Maintenance, Non-Capitalizable Equipment and other Professional Services.

SOLID WASTE ENTERPRISE PROGRAM
COMPLETED AND CANCELED PROJECTS - FY 22

PROJECT NUMBER	PROJECT TITLE	ACTUAL/PROJECTED COMPLETION DATE (1)

COMPLETED PROJECTS

NO STAND-ALONE PROJECTS WERE COMPLETED IN FY 22

(1) Includes projects anticipated to be completed by 09/30/22

SOLID WASTE ENTERPRISE PROGRAM
PROJECTS SUMMARY SCHEDULE
(in thousands)

PROJECT NUMBER	PROJECT TITLE	TOTAL ESTIMATED COST	PRIOR EXPENSES	FY 23		FY 24	FY 25	FY 26	FY 27	FUTURE	PROJECT COMPLETION DATE
				Carryforward	Additional						
C54065000	Countywide Solid Waste Management Facilities R&R (MP)	$24,930	$7,835	$2,095	$3,000	$3,000	$3,000	$3,000	$3,000	$0	Ongoing
C54079000	Hillsborough County Material Recovery Facility (MRF)	33,000	1,200	1,800	30,000	0	0	0	0	0	Mar 2025
C54067000	Northwest Transfer Facility Improvements	33,920	8,152	10,699	15,068	0	0	0	0	0	Sep 2024
C54075000	Resource Recovery Facility Improvements (MP)	63,650	4,028	6,622	10,000	10,000	10,000	10,000	13,000	0	Ongoing
C54081000	Southeast County Composting Facility Expansion	12,000	350	1,650	10,000	0	0	0	0	0	Jan 2024
C54080000	Southeast County Landfill Closure	36,085	120	9,492	26,473	0	0	0	0	0	Jan 2024
C54077000	Southeast County Landfill Expansion	17,100	452	648	622	1,500	3,000	10,000	878	0	Dec 2027
C54076000	Southeast County Landfill Facility Improvements	6,000	0	0	0	3,000	3,000	0	0	0	Dec 2025
C54083000	Southeast County Landfill Leachate Evaporator System	13,500	90	410	10,400	0	0	0	0	2,600	Dec 2024
C54082000	Southeast Resource Recovery Facility Expansion	612,500	0	500	2,000	10,000	200,000	200,000	200,000	0	Jan 2029
	Subtotal FY 23			$33,916	$107,563						
	Total Solid Waste Enterprise Program	$852,685	$22,228	$141,479		$27,500	$219,000	$223,000	$216,878	$2,600	

TOTAL FY 23 - FY 27 = $827,857

(MP) - Master Project - A listing of sub-projects under this master project will appear in the Appendix section of the CIP document.

PROJECT TITLE:
COUNTYWIDE SOLID WASTE MANAGEMENT FACILITIES R&R (MP)
CIE REQUIREMENTS: Y
LEVEL OF SERVICE IMPACT: E

PROJECT NUMBER: C54065000

PROGRAM: SOLID WASTE ENTERPRISE

PROJECT DESCRIPTION:
Rehabilitate/ Replace fixed assets and other Countywide Solid Waste facilities, including but not limited to Transfer Stations, Scale Houses, Scales, Surveillance Equipment, Unattended Scale Equipment, Knuckle Boom Cranes, Yard Waste Sites, Closed Landfills, Southeast County Landfill, Landfill Gas Monitoring Facilities, Leachate Collection and Treatment Facilities, etc. to extend their service life and maintain the existing level of service. Refurbish/ Rehabilitate/ Replace existing County equipment to extend its service life and maintain the existing level of service.

OPERATING COST IMPACT:
No significant change in operating cost is anticipated.

Neighborhood Community Area:
Countywide

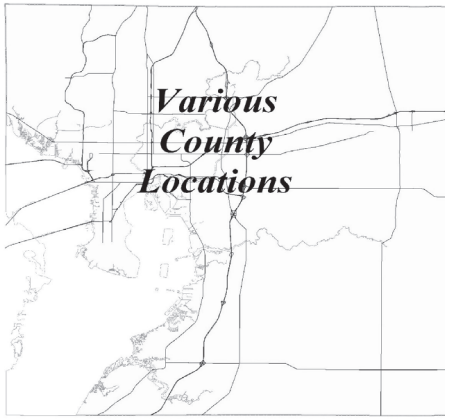

PROJECT COMPLETION DATE: Ongoing

Sources of Funds (in $000s)	Total Estimated Sources	Prior Funding	FY 23 Carryforward	FY 23 Additional	FY 24	FY 25	FY 26	FY 27	Future
Enterprise Fees	$24,259	$7,165	$2,095	$3,000	$3,000	$3,000	$3,000	$3,000	$0
Financing	671	671	0	0	0	0	0	0	0
Undetermined	0	0	0	0	0	0	0	0	0
Subtotal FY 23			$2,095	$3,000					
Total	**$24,930**	**$7,835**	**$5,095**		**$3,000**	**$3,000**	**$3,000**	**$3,000**	**$0**

Uses of Funds (in $000s)	Total Estimated Cost	Prior Expenses	FY 23 Carryforward	FY 23 Additional	FY 24	FY 25	FY 26	FY 27	Future
Capital [1]	$23,911	$7,835	$1,076	$3,000	$3,000	$3,000	$3,000	$3,000	$0
Contributions [2]	0	0	0	0	0	0	0	0	0
Non-Capital [3]	1,019	0	1,019	0	0	0	0	0	0
Subtotal FY 23			$2,095	$3,000					
Total	**$24,930**	**$7,835**	**$5,095**		**$3,000**	**$3,000**	**$3,000**	**$3,000**	**$0**

[1] Capital includes, but is not limited to, expenses related to capitalizable Development, Design, Land Acquisition, Equipment, Construction and Administration required to complete the project.
[2] Contributions includes, but is not limited to, funding through an agreement to other Government Agencies, Youth Organizations, Cultural Service Organizations and other Non-Profit Organizations.
[3] Non-Capital includes, but is not limited to, expenses related to Building Maintenance, Grounds & Landscaping Maintenance, Non-Capitalizable Equipment and other Professional Services.

PROJECT TITLE:
HILLSBOROUGH COUNTY MATERIAL RECOVERY FACILITY (MRF)
CIE REQUIREMENTS: Y
LEVEL OF SERVICE IMPACT: E

PROJECT NUMBER: C54079000

PROGRAM: SOLID WASTE ENTERPRISE

PROJECT DESCRIPTION:
The Hillsborough County Material Recovery Facility (MRF) is planned to be a 35-ton per hour, single-stream recycling facility designed to process the County's residential recyclables. The MRF will be owned by the County and operated by a third-party private contractor through an operating agreement. The facility will also be able to process commercial recyclables, and the awarded vendor can work with the County to explore the ability to provide processing and marketing for third parties materials to be processed. The MRF is planned to be constructed at the site of the existing yard waste facility site at 350 N Falkenburg Rd, Tampa, FL. The facility will maximize landfill diversion of recyclable materials by processing a wide array of materials and help stabilize recycling processing costs for the County's program and interlocal agreement municipal partners. The facility will provide an education center to inform the public on the benefits of recycling and how the process works as a component of the County's integrated solid waste management system.

OPERATING COST IMPACT:
No significant change in operating cost is anticipated.

Neighborhood Community Area:
Brandon

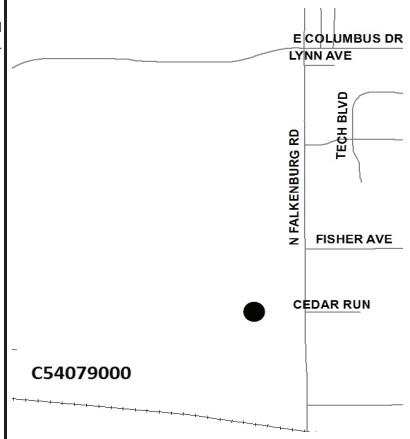

PROJECT COMPLETION DATE: Mar 2025

Sources of Funds (in $000s)	Total Estimated Sources	Prior Funding	FY 23 Carryforward	FY 23 Additional	FY 24	FY 25	FY 26	FY 27	Future
Enterprise Fees	$3,000	$1,200	$1,800	$0	$0	$0	$0	$0	$0
Financing	30,000	0	0	30,000	0	0	0	0	0
Undetermined	0	0	0	0	0	0	0	0	0
Subtotal FY 23			$1,800	$30,000					
Total	**$33,000**	**$1,200**	**$31,800**		**$0**	**$0**	**$0**	**$0**	**$0**

Uses of Funds (in $000s)	Total Estimated Cost	Prior Expenses	FY 23 Carryforward	FY 23 Additional	FY 24	FY 25	FY 26	FY 27	Future
Capital [1]	$33,000	$1,200	$1,800	$30,000	$0	$0	$0	$0	$0
Contributions [2]	0	0	0	0	0	0	0	0	0
Non-Capital [3]	0	0	0	0	0	0	0	0	0
Subtotal FY 23			$1,800	$30,000					
Total	**$33,000**	**$1,200**	**$31,800**		**$0**	**$0**	**$0**	**$0**	**$0**

[1] Capital includes, but is not limited to, expenses related to capitalizable Development, Design, Land Acquisition, Equipment, Construction and Administration required to complete the project.
[2] Contributions includes, but is not limited to, funding through an agreement to other Government Agencies, Youth Organizations, Cultural Service Organizations and other Non-Profit Organizations.
[3] Non-Capital includes, but is not limited to, expenses related to Building Maintenance, Grounds & Landscaping Maintenance, Non-Capitalizable Equipment and other Professional Services.

PROJECT TITLE:
NORTHWEST TRANSFER FACILITY IMPROVEMENTS
CIE REQUIREMENTS: Y
LEVEL OF SERVICE IMPACT: E

PROJECT NUMBER: C54067000

PROGRAM: SOLID WASTE ENTERPRISE

PROJECT DESCRIPTION:
Design, permitting, construction, construction quality assurance and inspections for the Northwest Community Collection Center Improvements project. Major improvements are necessary to provide a better site configuration thus improving safety, customer traffic flow, efficiency of the operation and an expanded layout that will improve the overall customer experience while using the facility.

OPERATING COST IMPACT:
No significant change in operating cost is anticipated.

Neighborhood Community Area:
Northwest Hillsborough

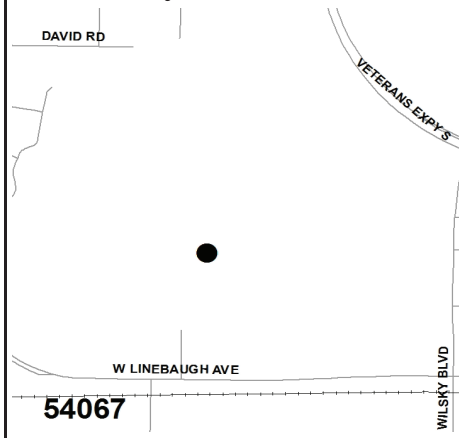

PROJECT COMPLETION DATE: Sep 2024

Sources of Funds ($000s)	Total Estimated Sources	Prior Funding	FY 23 Carryforward	FY 23 Additional	FY 24	FY 25	FY 26	FY 27	Future
Enterprise Fees	$2,269	$1,154	$1,115	$0	$0	$0	$0	$0	$0
Financing	31,651	6,998	9,585	15,068	0	0	0	0	0
Undetermined	0	0	0	0	0	0	0	0	0
Subtotal FY 23			$10,699	$15,068					
Total	**$33,920**	**$8,152**	**$25,767**		**$0**	**$0**	**$0**	**$0**	**$0**

Uses of Funds ($000s)	Total Estimated Cost	Prior Expenses	FY 23 Carryforward	FY 23 Additional	FY 24	FY 25	FY 26	FY 27	Future
Capital [1]	$33,920	$8,152	$10,699	$15,068	$0	$0	$0	$0	$0
Contributions [2]	0	0	0	0	0	0	0	0	0
Non-Capital [3]	0	0	0	0	0	0	0	0	0
Subtotal FY 23			$10,699	$15,068					
Total	**$33,920**	**$8,152**	**$25,767**		**$0**	**$0**	**$0**	**$0**	**$0**

[1] Capital includes, but is not limited to, expenses related to capitalizable Development, Design, Land Acquisition, Equipment, Construction and Administration required to complete the project.
[2] Contributions includes, but is not limited to, funding through an agreement to other Government Agencies, Youth Organizations, Cultural Service Organizations and other Non-Profit Organizations.
[3] Non-Capital includes, but is not limited to, expenses related to Building Maintenance, Grounds & Landscaping Maintenance, Non-Capitalizable Equipment and other Professional Services.

PROJECT TITLE:
RESOURCE RECOVERY FACILITY IMPROVEMENTS (MP)
CIE REQUIREMENTS: Y
LEVEL OF SERVICE IMPACT: M

PROJECT NUMBER: C54075000

PROGRAM: SOLID WASTE ENTERPRISE

PROJECT DESCRIPTION:
The Facility has four (4) boilers that burn municipal solid waste to generate steam for two (2) turbines that generate 35-40 Megawatts (MW) of electricity for use by other County Departments and for retail sales that generate revenue for the Department. Three of the Boilers, Units 1 through 3, were built in 1989 and Unit 4 was built in 2009. This project allows for the evaluation, identification and prioritization of recommended actions for equipment in need of upgrades, to increase the performance and safety of the facility. Anticipated capital costs include - Road Improvements, Auto Combustion Regulators on Boiler Units 1 through Unit 3 (increases combustion efficiency for increase processing of waste); Auto Dialer Notification (automatic notification to power customers for loss of service); Ash/Runoff Diversion (increased environmental protection with separation of stormwater and ash); Boiler Steam and Tube Replacement and upgrade(replacement of tubes with different metal alloys for improved service life.); and facility system improvement to other waste combustion; electrical generating capacity and transmission; environmental and safety controls.

OPERATING COST IMPACT:
No significant change in operating cost is anticipated.

Neighborhood Community Area:
Brandon

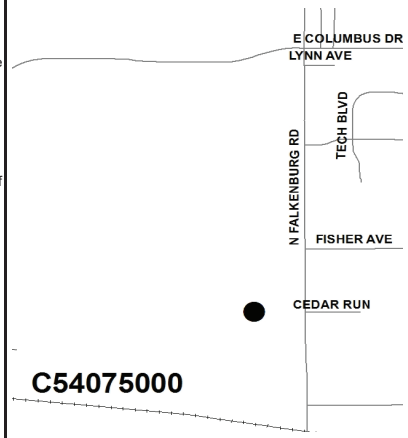

PROJECT COMPLETION DATE: Ongoing

Sources of Funds ($000s)	Total Estimated Sources	Prior Funding	FY 23 Carryforward	FY 23 Additional	FY 24	FY 25	FY 26	FY 27	Future
Enterprise Fees	$63,650	$4,028	$6,622	$10,000	$10,000	$10,000	$10,000	$13,000	$0
Financing	0	0	0	0	0	0	0	0	0
Undetermined	0	0	0	0	0	0	0	0	0
Subtotal FY 23			$6,622	$10,000					
Total	**$63,650**	**$4,028**	**$16,622**		**$10,000**	**$10,000**	**$10,000**	**$13,000**	**$0**

Uses of Funds ($000s)	Total Estimated Cost	Prior Expenses	FY 23 Carryforward	FY 23 Additional	FY 24	FY 25	FY 26	FY 27	Future
Capital [1]	$51,726	$4,028	$3,297	$10,000	$8,000	$8,000	$8,000	$10,400	$0
Contributions [2]	0	0	0	0	0	0	0	0	0
Non-Capital [3]	11,924	0	3,324	0	2,000	2,000	2,000	2,600	0
Subtotal FY 23			$6,622	$10,000					
Total	**$63,650**	**$4,028**	**$16,622**		**$10,000**	**$10,000**	**$10,000**	**$13,000**	**$0**

[1] Capital includes, but is not limited to, expenses related to capitalizable Development, Design, Land Acquisition, Equipment, Construction and Administration required to complete the project.
[2] Contributions includes, but is not limited to, funding through an agreement to other Government Agencies, Youth Organizations, Cultural Service Organizations and other Non-Profit Organizations.
[3] Non-Capital includes, but is not limited to, expenses related to Building Maintenance, Grounds & Landscaping Maintenance, Non-Capitalizable Equipment and other Professional Services.

PROJECT TITLE:
SOUTHEAST COUNTY COMPOSTING FACILITY EXPANSION
CIE REQUIREMENTS: Y
LEVEL OF SERVICE IMPACT: E

PROJECT NUMBER: C54081000

PROGRAM: SOLID WASTE ENTERPRISE

PROJECT DESCRIPTION:
Design, permitting and construction of a concrete pad and metal roof structure; similar to the existing composting structure. This will allow additional space to increase capacity in the composting process, providing the ability to manage moisture and rotate compost on a solid platform out of inclement weather.

OPERATING COST IMPACT:
No significant change in operating cost is anticipated.

PROJECT COMPLETION DATE: Jan 2024

Neighborhood Community Area:
South Rural

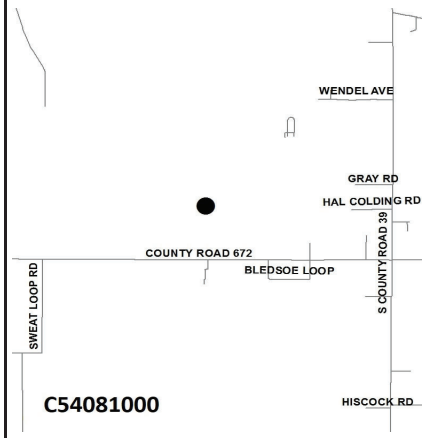

Sources of Funds (in $000s)	Total Estimated Sources	Prior Funding	FY 23 Carryforward	FY 23 Additional	FY 24	FY 25	FY 26	FY 27	Future
Enterprise Fees	$6,000	$350	$1,650	$4,000	$0	$0	$0	$0	$0
Financing	6,000	0	0	6,000	0	0	0	0	0
Undetermined	0	0	0	0	0	0	0	0	0
Subtotal FY 23			$1,650	$10,000					
Total	**$12,000**	**$350**	**$11,650**		**$0**	**$0**	**$0**	**$0**	**$0**

Uses of Funds (in $000s)	Total Estimated Cost	Prior Expenses	FY 23 Carryforward	FY 23 Additional	FY 24	FY 25	FY 26	FY 27	Future
Capital [1]	$12,000	$350	$1,650	$10,000	$0	$0	$0	$0	$0
Contributions [2]	0	0	0	0	0	0	0	0	0
Non-Capital [3]	0	0	0	0	0	0	0	0	0
Subtotal FY 23			$1,650	$10,000					
Total	**$12,000**	**$350**	**$11,650**		**$0**	**$0**	**$0**	**$0**	**$0**

[1] Capital includes, but is not limited to, expenses related to capitalizable Development, Design, Land Acquisition, Equipment, Construction and Administration required to complete the project.
[2] Contributions includes, but is not limited to, funding through an agreement to other Government Agencies, Youth Organizations, Cultural Service Organizations and other Non-Profit Organizations.
[3] Non-Capital includes, but is not limited to, expenses related to Building Maintenance, Grounds & Landscaping Maintenance, Non-Capitalizable Equipment and other Professional Services.

PROJECT TITLE:
SOUTHEAST COUNTY LANDFILL CLOSURE
CIE REQUIREMENTS: Y
LEVEL OF SERVICE IMPACT: E

PROJECT NUMBER: C54080000

PROGRAM: SOLID WASTE ENTERPRISE

PROJECT DESCRIPTION:
Due to the rapid expansion of growth in Hillsborough County, the amount of waste material being disposed at the Southeast County Landfill has increased and has reduced the future projected disposal air space. As a result, portions of Phases 2 and 3 at the Southeast County Landfill will reach final design elevation and they must be closed in accordance to FDEP Rules.

OPERATING COST IMPACT:
No significant change in operating cost is anticipated.

PROJECT COMPLETION DATE: Jan 2024

Neighborhood Community Area:
South Rural

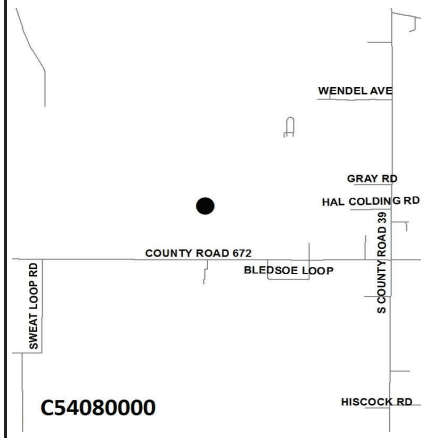

Sources of Funds (in $000s)	Total Estimated Sources	Prior Funding	FY 23 Carryforward	FY 23 Additional	FY 24	FY 25	FY 26	FY 27	Future
Enterprise Fees	$36,085	$120	$9,492	$26,473	$0	$0	$0	$0	$0
Financing	0	0	0	0	0	0	0	0	0
Undetermined	0	0	0	0	0	0	0	0	0
Subtotal FY 23			$9,492	$26,473					
Total	**$36,085**	**$120**	**$35,965**		**$0**	**$0**	**$0**	**$0**	**$0**

Uses of Funds (in $000s)	Total Estimated Cost	Prior Expenses	FY 23 Carryforward	FY 23 Additional	FY 24	FY 25	FY 26	FY 27	Future
Capital [1]	$36,085	$120	$9,492	$26,473	$0	$0	$0	$0	$0
Contributions [2]	0	0	0	0	0	0	0	0	0
Non-Capital [3]	0	0	0	0	0	0	0	0	0
Subtotal FY 23			$9,492	$26,473					
Total	**$36,085**	**$120**	**$35,965**		**$0**	**$0**	**$0**	**$0**	**$0**

[1] Capital includes, but is not limited to, expenses related to capitalizable Development, Design, Land Acquisition, Equipment, Construction and Administration required to complete the project.
[2] Contributions includes, but is not limited to, funding through an agreement to other Government Agencies, Youth Organizations, Cultural Service Organizations and other Non-Profit Organizations.
[3] Non-Capital includes, but is not limited to, expenses related to Building Maintenance, Grounds & Landscaping Maintenance, Non-Capitalizable Equipment and other Professional Services.

PROJECT TITLE:
SOUTHEAST COUNTY LANDFILL EXPANSION
CIE REQUIREMENTS: Y
LEVEL OF SERVICE IMPACT: E

PROJECT NUMBER: C54077000

PROGRAM: SOLID WASTE ENTERPRISE

PROJECT DESCRIPTION:
Geotechnical and a karst study for the design and construction of a landfill expansion project. The expansion will increase landfill capacity in order to accommodate the additional waste generation from the growing population within Hillsborough County. Design and Construction costs are dependent on geotechnical and karst study. The project will include design, permitting, and construction of the new landfill cell. The initial phase of the new landfill cell is estimated to be ten to fifteen acres.

OPERATING COST IMPACT:
No significant change in operating cost is anticipated.

PROJECT COMPLETION DATE: Dec 2027

Neighborhood Community Area:
South Rural

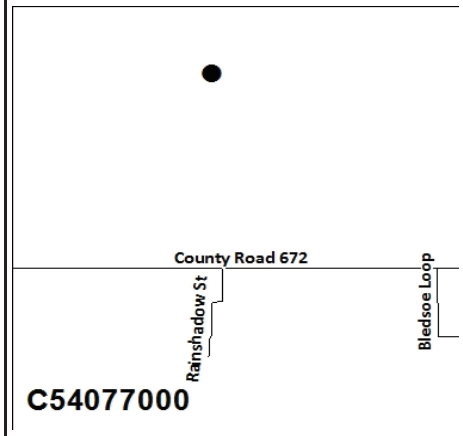

Sources of Funds (in $000s)	Total Estimated Sources	Prior Funding	FY 23 Carryforward	FY 23 Additional	FY 24	FY 25	FY 26	FY 27	Future
Enterprise Fees	$17,100	$452	$648	$622	$1,500	$3,000	$10,000	$878	$0
Financing	0	0	0	0	0	0	0	0	0
Undetermined	0	0	0	0	0	0	0	0	0
Subtotal FY 23			$648	$622					
Total	**$17,100**	**$452**	**$1,270**		**$1,500**	**$3,000**	**$10,000**	**$878**	**$0**

Uses of Funds (in $000s)	Total Estimated Cost	Prior Expenses	FY 23 Carryforward	FY 23 Additional	FY 24	FY 25	FY 26	FY 27	Future
Capital [1]	$17,100	$452	$648	$622	$1,500	$3,000	$10,000	$878	$0
Contributions [2]	0	0	0	0	0	0	0	0	0
Non-Capital [3]	0	0	0	0	0	0	0	0	0
Subtotal FY 23			$648	$622					
Total	**$17,100**	**$452**	**$1,270**		**$1,500**	**$3,000**	**$10,000**	**$878**	**$0**

[1] Capital includes, but is not limited to, expenses related to capitalizable Development, Design, Land Acquisition, Equipment, Construction and Administration required to complete the project.
[2] Contributions includes, but is not limited to, funding through an agreement to other Government Agencies, Youth Organizations, Cultural Service Organizations and other Non-Profit Organizations.
[3] Non-Capital includes, but is not limited to, expenses related to Building Maintenance, Grounds & Landscaping Maintenance, Non-Capitalizable Equipment and other Professional Services.

PROJECT TITLE:
SOUTHEAST COUNTY LANDFILL FACILITY IMPROVEMENTS
CIE REQUIREMENTS: Y
LEVEL OF SERVICE IMPACT: E

PROJECT NUMBER: C54076000

PROGRAM: SOLID WASTE ENTERPRISE

PROJECT DESCRIPTION:
Engineering, design, permitting and construction of the administration building, scale house and other facility improvements for the Southeast County Landfill.

OPERATING COST IMPACT:
No significant change in operating cost is anticipated.

PROJECT COMPLETION DATE: Dec 2025

Neighborhood Community Area:
South Rural

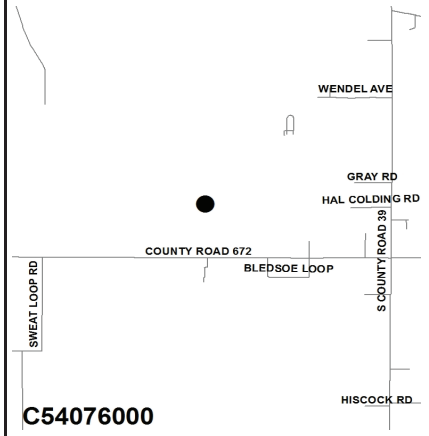

Sources of Funds (in $000s)	Total Estimated Sources	Prior Funding	FY 23 Carryforward	FY 23 Additional	FY 24	FY 25	FY 26	FY 27	Future
Enterprise Fees	$6,000	$0	$0	$0	$3,000	$3,000	$0	$0	$0
Financing	0	0	0	0	0	0	0	0	0
Undetermined	0	0	0	0	0	0	0	0	0
Subtotal FY 23			$0	$0					
Total	**$6,000**	**$0**	**$0**		**$3,000**	**$3,000**	**$0**	**$0**	**$0**

Uses of Funds (in $000s)	Total Estimated Cost	Prior Expenses	FY 23 Carryforward	FY 23 Additional	FY 24	FY 25	FY 26	FY 27	Future
Capital [1]	$6,000	$0	$0	$0	$3,000	$3,000	$0	$0	$0
Contributions [2]	0	0	0	0	0	0	0	0	0
Non-Capital [3]	0	0	0	0	0	0	0	0	0
Subtotal FY 23			$0	$0					
Total	**$6,000**	**$0**	**$0**		**$3,000**	**$3,000**	**$0**	**$0**	**$0**

[1] Capital includes, but is not limited to, expenses related to capitalizable Development, Design, Land Acquisition, Equipment, Construction and Administration required to complete the project.
[2] Contributions includes, but is not limited to, funding through an agreement to other Government Agencies, Youth Organizations, Cultural Service Organizations and other Non-Profit Organizations.
[3] Non-Capital includes, but is not limited to, expenses related to Building Maintenance, Grounds & Landscaping Maintenance, Non-Capitalizable Equipment and other Professional Services.

PROJECT TITLE:
SOUTHEAST COUNTY LANDFILL LEACHATE EVAPORATOR SYSTEM
CIE REQUIREMENTS: Y
LEVEL OF SERVICE IMPACT: M

PROJECT NUMBER: C54083000

PROGRAM: SOLID WASTE ENTERPRISE

PROJECT DESCRIPTION:
Design and construction of new Leachate Evaporator System to improve operational efficiencies in leachate management and minimize the need to transport leachate off-site for treatment and disposal.

OPERATING COST IMPACT:
No significant change in operating cost is anticipated.

Neighborhood Community Area:
South Rural

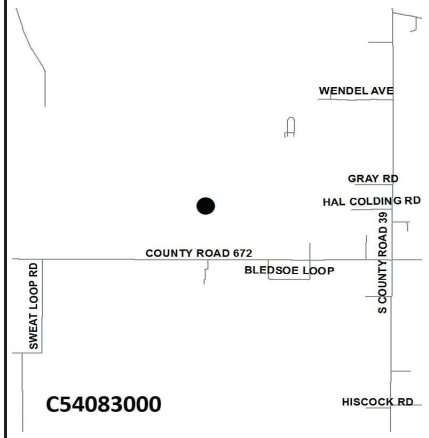

PROJECT COMPLETION DATE: Dec 2024

Sources of Funds (in $000s)	Total Estimated Sources	Prior Funding	FY 23 Carryforward	FY 23 Additional	FY 24	FY 25	FY 26	FY 27	Future
Enterprise Fees	$13,100	$90	$410	$10,000	$0	$0	$0	$0	$2,600
Financing	400	0	0	400	0	0	0	0	0
Undetermined	0	0	0	0	0	0	0	0	0
Subtotal FY 23			$410	$10,400					
Total	**$13,500**	**$90**	**$10,810**		**$0**	**$0**	**$0**	**$0**	**$2,600**

Uses of Funds (in $000s)	Total Estimated Cost	Prior Expenses	FY 23 Carryforward	FY 23 Additional	FY 24	FY 25	FY 26	FY 27	Future
Capital [1]	$13,500	$90	$410	$10,400	$0	$0	$0	$0	$2,600
Contributions [2]	0	0	0	0	0	0	0	0	0
Non-Capital [3]	0	0	0	0	0	0	0	0	0
Subtotal FY 23			$410	$10,400					
Total	**$13,500**	**$90**	**$10,810**		**$0**	**$0**	**$0**	**$0**	**$2,600**

[1] Capital includes, but is not limited to, expenses related to capitalizable Development, Design, Land Acquisition, Equipment, Construction and Administration required to complete the project.
[2] Contributions includes, but is not limited to, funding through an agreement to other Government Agencies, Youth Organizations, Cultural Service Organizations and other Non-Profit Organizations.
[3] Non-Capital includes, but is not limited to, expenses related to Building Maintenance, Grounds & Landscaping Maintenance, Non-Capitalizable Equipment and other Professional Services.

PROJECT TITLE:
SOUTHEAST RESOURCE RECOVERY FACILITY EXPANSION
CIE REQUIREMENTS: Y
LEVEL OF SERVICE IMPACT: E

PROJECT NUMBER: C54082000

PROGRAM: SOLID WASTE ENTERPRISE

PROJECT DESCRIPTION:
This project will be for a design, permitting, and construction of a new waste-to-energy facility rated to process at least 1,950 tons per day. The Project will be sized and work in conjunction with the existing waste-to-energy, to accommodate the projected increase in both the County and regional waste tonnage. Initially, the Project will have three (3) waste processing units, with the capability of expansion for one (1) additional waste processing unit for projected future growth. The Project will generate revenue from user tipping fees, electrical energy from two (2) electric turbine generators, and metals and aggregate recovery.

OPERATING COST IMPACT:
Operating cost will be contracted with the awarded vendor at completion of project.

Neighborhood Community Area:
South Rural

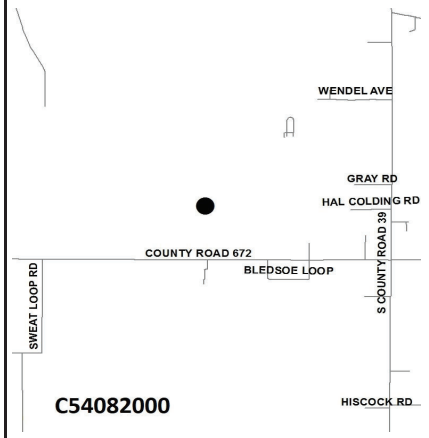

PROJECT COMPLETION DATE: Jan 2029

Sources of Funds (in $000s)	Total Estimated Sources	Prior Funding	FY 23 Carryforward	FY 23 Additional	FY 24	FY 25	FY 26	FY 27	Future
Enterprise Fees	$12,500	$0	$500	$2,000	$10,000	$0	$0	$0	$0
Financing	600,000	0	0	0	0	200,000	200,000	200,000	0
Undetermined	0	0	0	0	0	0	0	0	0
Subtotal FY 23			$500	$2,000					
Total	**$612,500**	**$0**	**$2,500**		**$10,000**	**$200,000**	**$200,000**	**$200,000**	**$0**

Uses of Funds (in $000s)	Total Estimated Cost	Prior Expenses	FY 23 Carryforward	FY 23 Additional	FY 24	FY 25	FY 26	FY 27	Future
Capital [1]	$612,500	$0	$500	$2,000	$10,000	$200,000	$200,000	$200,000	$0
Contributions [2]	0	0	0	0	0	0	0	0	0
Non-Capital [3]	0	0	0	0	0	0	0	0	0
Subtotal FY 23			$500	$2,000					
Total	**$612,500**	**$0**	**$2,500**		**$10,000**	**$200,000**	**$200,000**	**$200,000**	**$0**

[1] Capital includes, but is not limited to, expenses related to capitalizable Development, Design, Land Acquisition, Equipment, Construction and Administration required to complete the project.
[2] Contributions includes, but is not limited to, funding through an agreement to other Government Agencies, Youth Organizations, Cultural Service Organizations and other Non-Profit Organizations.
[3] Non-Capital includes, but is not limited to, expenses related to Building Maintenance, Grounds & Landscaping Maintenance, Non-Capitalizable Equipment and other Professional Services.

Stormwater Program

Hillsborough County Florida

For more information, contact the Management & Budget Department
(813) 272-5890 • HCFLGov.net/Budget

STORMWATER PROGRAM
SOURCES AND USES OF FUNDS SUMMARY
(in thousands)

Sources of Funds:	TOTAL ESTIMATED SOURCES	PRIOR FUNDING	FY 23 Carryforward	FY 23 Additional	FY 24	FY 25	FY 26	FY 27	FUTURE
ARP Funds	$17,500	$1,177	$16,323	$0	$0	$0	$0	$0	$0
Community Invest. Tax III	12,252	10,122	2,131	0	0	0	0	0	0
Enterprise Fees	27	27	0	0	0	0	0	0	0
General Revenues-CW	942	732	211	0	0	0	0	0	0
Grants & County Match	17,212	11,426	6,065	(279)	0	0	0	0	0
Other	4,000	1,937	2,063	0	0	0	0	0	0
Stormwater Fees	244,590	87,350	23,920	27,000	26,670	23,200	26,950	29,500	0
Subtotal FY 23			$50,712	$26,721					
Total	**$296,525**	**$112,771**	**$77,434**		**$26,670**	**$23,200**	**$26,950**	**$29,500**	**$0**

TOTAL FY 23 - FY 27 = $183,754

Uses of Funds:	TOTAL ESTIMATED COST	PRIOR EXPENSES	FY 23 Carryforward	FY 23 Additional	FY 24	FY 25	FY 26	FY 27	FUTURE
Capital [1]	$295,799	$112,188	$50,570	$26,721	$26,670	$23,200	$26,950	$29,500	$0
Contributions [2]	242	100	142	0	0	0	0	0	0
Non-Capital [3]	483	483	0	0	0	0	0	0	0
Subtotal FY 23			$50,712	$26,721					
Total	**$296,525**	**$112,771**	**$77,434**		**$26,670**	**$23,200**	**$26,950**	**$29,500**	**$0**

TOTAL FY 23 - FY 27 = $183,754

[1] Capital includes, but is not limited to, expenses related to capitalizable Development, Design, Land Acquisition, Equipment, Construction and Administration required to complete the project.

[2] Contributions includes, but is not limited to, funding through an agreement to other Government Agencies, Youth Organizations, Cultural Service Organizations and other Non-Profit Organizations.

[3] Non-Capital includes, but is not limited to, expenses related to Building Maintenance, Grounds & Landscaping Maintenance, Non-Capitalizable Equipment and other Professional Services.

STORMWATER PROGRAM
COMPLETED AND CANCELED PROJECTS - FY 22

PROJECT NUMBER	PROJECT TITLE	ACTUAL/PROJECTED COMPLETION DATE (1)

COMPLETED PROJECTS

NO STAND-ALONE PROJECTS WERE COMPLETED IN FY 22

(1) Includes projects anticipated to be completed by 09/30/22

STORMWATER PROGRAM
PROJECTS SUMMARY SCHEDULE
(in thousands)

PROJECT NUMBER	PROJECT TITLE	TOTAL ESTIMATED COST	PRIOR EXPENSES	FY 23		FY 24	FY 25	FY 26	FY 27	FUTURE	PROJECT COMPLETION DATE
				Carryforward	Additional						
C46186000**	56th and Hannah Regional Drainage Improvements - ARP Act 3 Funds	$2,500	$0	$2,500	$0	$0	$0	$0	$0	$0	Aug 2023
C46143000	Canal Dredging and Preventative Measures (MP)	242	100	142	0	0	0	0	0	0	Ongoing
C46142000	Culvert Renewal & Replacement Program (MP)	142,179	56,456	11,323	14,000	16,900	14,500	14,500	14,500	0	Ongoing
C46187000**	Delaney Creek Water Quality Improvements - ARP Act 3 Funds	1,600	0	1,600	0	0	0	0	0	0	May 2023
C46132000	Major Neighborhood Drainage Improvements (MP)	10,596	9,186	1,410	0	0	0	0	0	0	Ongoing
C46145000	Neighborhood Drainage Capital Improvements (MP)	46,724	12,317	8,407	10,340	3,300	4,120	4,120	4,120	0	Ongoing
C46139000	Neighborhood Drainage Improvements (MP)	14,363	14,117	525	(279)	0	0	0	0	0	Ongoing
C46188000**	Progress Village Local Drainage Improvements - ARP Act 3 Funds	1,500	264	1,236	0	0	0	0	0	0	Jun 2023
C46185000**	Progress Village Regional Drainage Improvements - ARP Act 3 Funds	9,000	200	8,800	0	0	0	0	0	0	Mar 2025
C46189000**	Stormwater Drainage and Water Quality Improvements - ARP Act 3 Funds (MP)	2,900	713	2,187	0	0	0	0	0	0	Ongoing
C46144000	Stormwater Pump Station Repair & Replacement (MP)	7,438	1,206	1,732	900	900	900	900	900	0	Ongoing
C46147000	Stormwater System Maintenance (MP)	3,500	1,661	1,839	0	0	0	0	0	0	Ongoing
C46134000	Water Quality Improvement & Environmental Program (MP)	12,151	9,020	3,131	0	0	0	0	0	0	Ongoing
C46141000	Water Quality Improvements and Environmental Program (MP)	5,109	1,716	893	500	500	500	500	500	0	Ongoing
C46137000	Watershed Drainage Improvements (MP)	26,391	1,884	2,297	0	4,670	2,330	6,330	8,880	0	Ongoing
C46140000	Watershed Master Plan Updates (MP)	10,331	3,932	2,689	1,260	400	850	600	600	0	Ongoing
	Subtotal FY 23			$50,712	$26,721						
	Total Stormwater Program	$296,525	$112,771	$77,434		$26,670	$23,200	$26,950	$29,500	$0	

TOTAL FY 23 - FY 27 = $183,754

TBD - To be Determined

** Added to the Capital Improvement Program as part of a Budget Amendment in Fiscal Year 2022

(MP) - Master Project - A listing of sub-projects under this master project will appear in the Appendix section of the CIP document.

PROJECT TITLE: **PROJECT NUMBER: C46186000**
56TH AND HANNAH REGIONAL DRAINAGE IMPROVEMENTS - ARP ACT 3 FUNDS
CIE REQUIREMENTS: Y
LEVEL OF SERVICE IMPACT: E **PROGRAM: STORMWATER**

PROJECT DESCRIPTION:
The 56th St and Hanna Ave. area experiences repetitive flooding issues during storm events. To alleviate the flooding problems. Hillsborough County proposes the 56th St. and Hanna Ave. Drainage Improvement Project. The first phase of this project is to evaluate alternative solutions, choose the best one, perform preliminary 30% design and develop more accurate cost estimates. Based on the initial evaluation, the following scope of work was proposed: 1) A second outfoll to the Hillsborough River. 2) Local drainage system improvements along 56th Street. and a diversion structure (smart box) near the intersection of 56th Street and E. Sligh Ave. 3) Three (3) to five (5) acres or wet detention pond(s) along 56th Street which will intercept the runoff from surrounding industrial properties to provide flood attenuation as well as water quality treatment.

OPERATING COST IMPACT:
There are no operating or maintenance costs associated with this project.

PROJECT COMPLETION DATE: Aug 2023

Neighborhood Community Area:
East Lake Orient Park

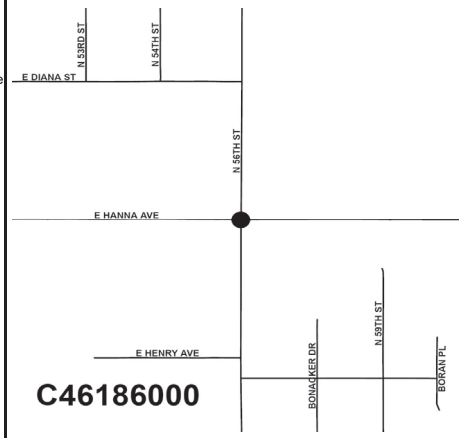

Sources of Funds ($000s)	Total Estimated Sources	Prior Funding	FY 23 Carryforward	FY 23 Additional	FY 24	FY 25	FY 26	FY 27	Future
ARP Funds	$2,500	$0	$2,500	$0	$0	$0	$0	$0	$0
Community Invest. Tax III	0	0	0	0	0	0	0	0	0
Enterprise Fees	0	0	0	0	0	0	0	0	0
General Revenues-CW	0	0	0	0	0	0	0	0	0
Grants & County Match	0	0	0	0	0	0	0	0	0
Other	0	0	0	0	0	0	0	0	0
Stormwater Fees	0	0	0	0	0	0	0	0	0
Undetermined	0	0	0	0	0	0	0	0	0
Subtotal FY 23			$2,500	$0					
Total	**$2,500**	**$0**	**$2,500**		**$0**	**$0**	**$0**	**$0**	**$0**

Uses of Funds ($000s)	Total Estimated Cost	Prior Expenses	FY 23 Carryforward	FY 23 Additional	FY 24	FY 25	FY 26	FY 27	Future
Capital [1]	$2,500	$0	$2,500	$0	$0	$0	$0	$0	$0
Contributions [2]	0	0	0	0	0	0	0	0	0
Non-Capital [3]	0	0	0	0	0	0	0	0	0
Subtotal FY 23			$2,500	$0					
Total	**$2,500**	**$0**	**$2,500**		**$0**	**$0**	**$0**	**$0**	**$0**

[1] Capital includes, but is not limited to, expenses related to capitalizable Development, Design, Land Acquisition, Equipment, Construction and Administration required to complete the project.
[2] Contributions includes, but is not limited to, funding through an agreement to other Government Agencies, Youth Organizations, Cultural Service Organizations and other Non-Profit Organizations.
[3] Non-Capital includes, but is not limited to, expenses related to Building Maintenance, Grounds & Landscaping Maintenance, Non-Capitalizable Equipment and other Professional Services.

PROJECT TITLE: **PROJECT NUMBER: C46143000**
CANAL DREDGING AND PREVENTATIVE MEASURES (MP)
CIE REQUIREMENTS: Y
LEVEL OF SERVICE IMPACT: M **PROGRAM: STORMWATER**

PROJECT DESCRIPTION:
The Canal Dredging Grant Program was put in place to provide grant funding for coastal canal dredge projects that will improve and enhance navigation pursuant to the Board of County Commissioners' Policy #01.31.01.00. Applicants may apply to the County to receive up to $50,000 in funding for qualifying coastal canal dredging projects. Matching funds must be provided by the applicant on a 2 (applicant) to 1 (County) basis, and County funding, if awarded, will be provided on a reimbursable basis.

OPERATING COST IMPACT:
There are no operating or maintenance costs associated with this project.

PROJECT COMPLETION DATE: Ongoing

Neighborhood Community Area:
Countywide

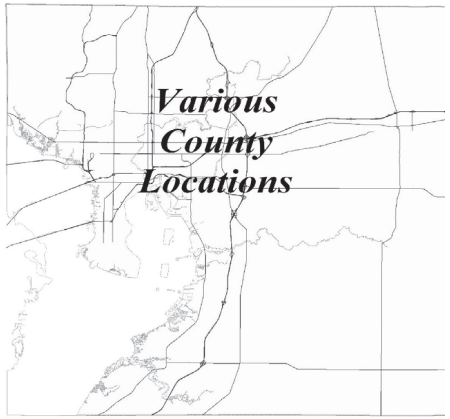

Sources of Funds ($000s)	Total Estimated Sources	Prior Funding	FY 23 Carryforward	FY 23 Additional	FY 24	FY 25	FY 26	FY 27	Future
ARP Funds	$0	$0	$0	$0	$0	$0	$0	$0	$0
Community Invest. Tax III	0	0	0	0	0	0	0	0	0
Enterprise Fees	0	0	0	0	0	0	0	0	0
General Revenues-CW	242	100	142	0	0	0	0	0	0
Grants & County Match	0	0	0	0	0	0	0	0	0
Other	0	0	0	0	0	0	0	0	0
Stormwater Fees	0	0	0	0	0	0	0	0	0
Undetermined	0	0	0	0	0	0	0	0	0
Subtotal FY 23			$142	$0					
Total	**$242**	**$100**	**$142**		**$0**	**$0**	**$0**	**$0**	**$0**

Uses of Funds ($000s)	Total Estimated Cost	Prior Expenses	FY 23 Carryforward	FY 23 Additional	FY 24	FY 25	FY 26	FY 27	Future
Capital [1]	$0	$0	$0	$0	$0	$0	$0	$0	$0
Contributions [2]	242	100	142	0	0	0	0	0	0
Non-Capital [3]	0	0	0	0	0	0	0	0	0
Subtotal FY 23			$142	$0					
Total	**$242**	**$100**	**$142**		**$0**	**$0**	**$0**	**$0**	**$0**

[1] Capital includes, but is not limited to, expenses related to capitalizable Development, Design, Land Acquisition, Equipment, Construction and Administration required to complete the project.
[2] Contributions includes, but is not limited to, funding through an agreement to other Government Agencies, Youth Organizations, Cultural Service Organizations and other Non-Profit Organizations.
[3] Non-Capital includes, but is not limited to, expenses related to Building Maintenance, Grounds & Landscaping Maintenance, Non-Capitalizable Equipment and other Professional Services.

PROJECT TITLE:
CULVERT RENEWAL & REPLACEMENT PROGRAM (MP)
CIE REQUIREMENTS: Y
LEVEL OF SERVICE IMPACT: M

PROJECT NUMBER: C46142000
PROGRAM: STORMWATER

PROJECT DESCRIPTION:
Renewal and replacement of failing culverts, including design and construction for individual projects throughout the County.

OPERATING COST IMPACT:
The estimated ongoing maintenance costs for stormwater improvements runs $2.50 per $1,000 of project cost.

PROJECT COMPLETION DATE: Ongoing

Neighborhood Community Area:
Countywide

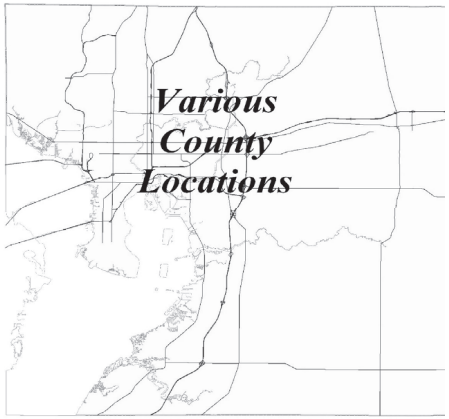

Sources of Funds ($000s)	Total Estimated Sources	Prior Funding	FY 23 Carryforward	FY 23 Additional	FY 24	FY 25	FY 26	FY 27	Future
ARP Funds	$0	$0	$0	$0	$0	$0	$0	$0	$0
Community Invest. Tax III	0	0	0	0	0	0	0	0	0
Enterprise Fees	0	0	0	0	0	0	0	0	0
General Revenues-CW	700	632	68	0	0	0	0	0	0
Grants & County Match	0	0	0	0	0	0	0	0	0
Other	0	0	0	0	0	0	0	0	0
Stormwater Fees	141,479	55,824	11,255	14,000	16,900	14,500	14,500	14,500	0
Undetermined	0	0	0	0	0	0	0	0	0
Subtotal FY 23			$11,323	$14,000					
Total	**$142,179**	**$56,456**	**$25,323**		**$16,900**	**$14,500**	**$14,500**	**$14,500**	**$0**

Uses of Funds ($000s)	Total Estimated Cost	Prior Expenses	FY 23 Carryforward	FY 23 Additional	FY 24	FY 25	FY 26	FY 27	Future
Capital [1]	$142,179	$56,456	$11,323	$14,000	$16,900	$14,500	$14,500	$14,500	$0
Contributions [2]	0	0	0	0	0	0	0	0	0
Non-Capital [3]	0	0	0	0	0	0	0	0	0
Subtotal FY 23			$11,323	$14,000					
Total	**$142,179**	**$56,456**	**$25,323**		**$16,900**	**$14,500**	**$14,500**	**$14,500**	**$0**

[1] Capital includes, but is not limited to, expenses related to capitalizable Development, Design, Land Acquisition, Equipment, Construction and Administration required to complete the project.
[2] Contributions includes, but is not limited to, funding through an agreement to other Government Agencies, Youth Organizations, Cultural Service Organizations and other Non-Profit Organizations.
[3] Non-Capital includes, but is not limited to, expenses related to Building Maintenance, Grounds & Landscaping Maintenance, Non-Capitalizable Equipment and other Professional Services.

PROJECT TITLE:
DELANEY CREEK WATER QUALITY IMPROVEMENTS - ARP ACT 3 FUNDS
CIE REQUIREMENTS: Y
LEVEL OF SERVICE IMPACT: E

PROJECT NUMBER: C46187000
PROGRAM: STORMWATER

PROJECT DESCRIPTION:
Project goals and scope description include reduction in Delaney Creek pollutant loading and development of aesthetically pleasing stormwater best management practices such as construction of bio-swales, rain Garden, green gutters and exploration of a shared-use path. Exploring Grant funding for construction in design phase.

OPERATING COST IMPACT:
The estimated ongoing maintenance costs for stormwater improvements runs $2.50 per $1,000 of project cost.

PROJECT COMPLETION DATE: May 2023

Neighborhood Community Area:
Greater Palm River

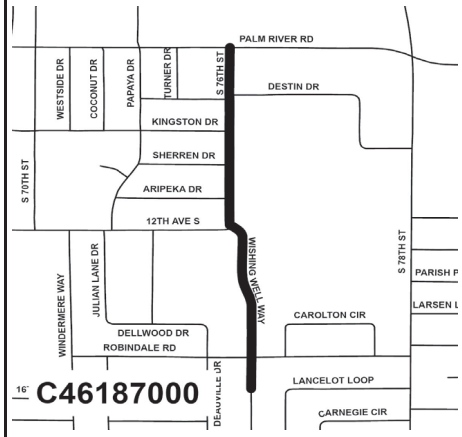

Sources of Funds ($000s)	Total Estimated Sources	Prior Funding	FY 23 Carryforward	FY 23 Additional	FY 24	FY 25	FY 26	FY 27	Future
ARP Funds	$1,600	$0	$1,600	$0	$0	$0	$0	$0	$0
Community Invest. Tax III	0	0	0	0	0	0	0	0	0
Enterprise Fees	0	0	0	0	0	0	0	0	0
General Revenues-CW	0	0	0	0	0	0	0	0	0
Grants & County Match	0	0	0	0	0	0	0	0	0
Other	0	0	0	0	0	0	0	0	0
Stormwater Fees	0	0	0	0	0	0	0	0	0
Undetermined	0	0	0	0	0	0	0	0	0
Subtotal FY 23			$1,600	$0					
Total	**$1,600**	**$0**	**$1,600**		**$0**	**$0**	**$0**	**$0**	**$0**

Uses of Funds ($000s)	Total Estimated Cost	Prior Expenses	FY 23 Carryforward	FY 23 Additional	FY 24	FY 25	FY 26	FY 27	Future
Capital [1]	$1,600	$0	$1,600	$0	$0	$0	$0	$0	$0
Contributions [2]	0	0	0	0	0	0	0	0	0
Non-Capital [3]	0	0	0	0	0	0	0	0	0
Subtotal FY 23			$1,600	$0					
Total	**$1,600**	**$0**	**$1,600**		**$0**	**$0**	**$0**	**$0**	**$0**

[1] Capital includes, but is not limited to, expenses related to capitalizable Development, Design, Land Acquisition, Equipment, Construction and Administration required to complete the project.
[2] Contributions includes, but is not limited to, funding through an agreement to other Government Agencies, Youth Organizations, Cultural Service Organizations and other Non-Profit Organizations.
[3] Non-Capital includes, but is not limited to, expenses related to Building Maintenance, Grounds & Landscaping Maintenance, Non-Capitalizable Equipment and other Professional Services.

PROJECT TITLE:
MAJOR NEIGHBORHOOD DRAINAGE IMPROVEMENTS (MP)
CIE REQUIREMENTS: Y
LEVEL OF SERVICE IMPACT: E

PROJECT NUMBER: C46132000

PROGRAM: STORMWATER

PROJECT DESCRIPTION:
Design and construction activities associated with intermediate and regional scale stormwater improvement projects to alleviate street flooding and structure flooding. The intermediate scale projects impact or serve multiple local systems and generally require construction in waters of the state. Regional scale projects impact multiple intermediate systems and typically provide watershed or regional-scale benefit. These projects provide flood protection for road systems, either under local or state control. Project implementation will provide improved public safety through reduction of peak roadway flooding and/or reduction of the flooding duration. These projects typically result from the watershed studies. In general, the intermediate and regional projects also provide significant water quality benefits by routing the stormwater runoff to ponding areas, roadside swales, or ditches. Sometimes the design may include community recreation benefits.

OPERATING COST IMPACT:
The estimated ongoing maintenance costs for stormwater improvements runs $2.50 per $1,000 of project cost.

PROJECT COMPLETION DATE: Ongoing

Neighborhood Community Area:
Countywide

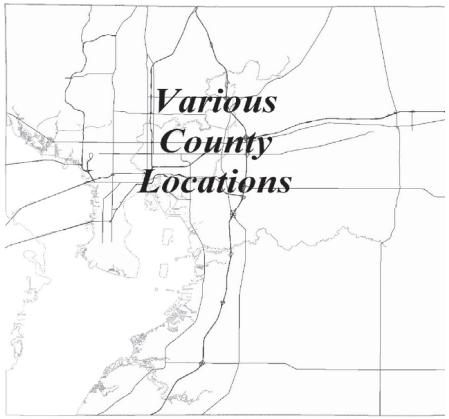

Sources of Funds ($000s)	Total Estimated Sources	Prior Funding	FY 23 Carryforward	FY 23 Additional	FY 24	FY 25	FY 26	FY 27	Future
ARP Funds	$0	$0	$0	$0	$0	$0	$0	$0	$0
Community Invest. Tax III	6,519	5,422	1,097	0	0	0	0	0	0
Enterprise Fees	0	0	0	0	0	0	0	0	0
General Revenues-CW	0	0	0	0	0	0	0	0	0
Grants & County Match	1,960	1,960	0	0	0	0	0	0	0
Other	0	0	0	0	0	0	0	0	0
Stormwater Fees	2,116	1,803	313	0	0	0	0	0	0
Undetermined	0	0	0	0	0	0	0	0	0
Subtotal FY 23			$1,410	$0					
Total	**$10,596**	**$9,186**	**$1,410**		**$0**	**$0**	**$0**	**$0**	**$0**

Uses of Funds ($000s)	Total Estimated Cost	Prior Expenses	FY 23 Carryforward	FY 23 Additional	FY 24	FY 25	FY 26	FY 27	Future
Capital [1]	$10,596	$9,186	$1,410	$0	$0	$0	$0	$0	$0
Contributions [2]	0	0	0	0	0	0	0	0	0
Non-Capital [3]	0	0	0	0	0	0	0	0	0
Subtotal FY 23			$1,410	$0					
Total	**$10,596**	**$9,186**	**$1,410**		**$0**	**$0**	**$0**	**$0**	**$0**

[1] Capital includes, but is not limited to, expenses related to capitalizable Development, Design, Land Acquisition, Equipment, Construction and Administration required to complete the project.
[2] Contributions includes, but is not limited to, funding through an agreement to other Government Agencies, Youth Organizations, Cultural Service Organizations and other Non-Profit Organizations.
[3] Non-Capital includes, but is not limited to, expenses related to Building Maintenance, Grounds & Landscaping Maintenance, Non-Capitalizable Equipment and other Professional Services.

PROJECT TITLE:
NEIGHBORHOOD DRAINAGE CAPITAL IMPROVEMENTS (MP)
CIE REQUIREMENTS: Y
LEVEL OF SERVICE IMPACT: E

PROJECT NUMBER: C46145000

PROGRAM: STORMWATER

PROJECT DESCRIPTION:
Design and construction activities associated with stormwater drainage improvement projects to alleviate neighborhood street flooding and/or structure flooding through collection and storage improvements. These projects provide local flood protection for road systems which will improve public safety through reduction of peak roadway flooding and/or reduction of the flooding duration. In addition, these projects will also provide water quality benefits by routing the stormwater runoff to ponding areas, roadside swales, or ditches.

OPERATING COST IMPACT:
The estimated ongoing maintenance costs for stormwater improvements runs $2.50 per $1,000 of project cost.

PROJECT COMPLETION DATE: Ongoing

Neighborhood Community Area:
Countywide

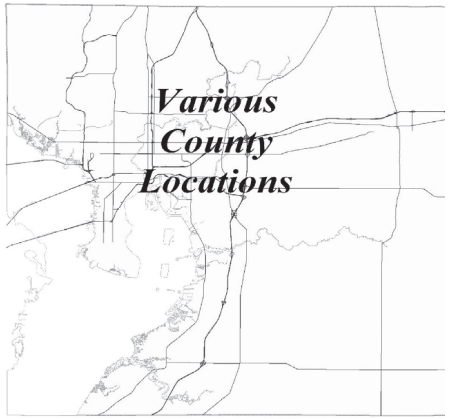

Sources of Funds ($000s)	Total Estimated Sources	Prior Funding	FY 23 Carryforward	FY 23 Additional	FY 24	FY 25	FY 26	FY 27	Future
ARP Funds	$0	$0	$0	$0	$0	$0	$0	$0	$0
Community Invest. Tax III	0	0	0	0	0	0	0	0	0
Enterprise Fees	0	0	0	0	0	0	0	0	0
General Revenues-CW	0	0	0	0	0	0	0	0	0
Grants & County Match	1,800	0	1,800	0	0	0	0	0	0
Other	0	0	0	0	0	0	0	0	0
Stormwater Fees	44,924	12,317	6,607	10,340	3,300	4,120	4,120	4,120	0
Undetermined	0	0	0	0	0	0	0	0	0
Subtotal FY 23			$8,407	$10,340					
Total	**$46,724**	**$12,317**	**$18,747**		**$3,300**	**$4,120**	**$4,120**	**$4,120**	**$0**

Uses of Funds ($000s)	Total Estimated Cost	Prior Expenses	FY 23 Carryforward	FY 23 Additional	FY 24	FY 25	FY 26	FY 27	Future
Capital [1]	$46,724	$12,317	$8,407	$10,340	$3,300	$4,120	$4,120	$4,120	$0
Contributions [2]	0	0	0	0	0	0	0	0	0
Non-Capital [3]	0	0	0	0	0	0	0	0	0
Subtotal FY 23			$8,407	$10,340					
Total	**$46,724**	**$12,317**	**$18,747**		**$3,300**	**$4,120**	**$4,120**	**$4,120**	**$0**

[1] Capital includes, but is not limited to, expenses related to capitalizable Development, Design, Land Acquisition, Equipment, Construction and Administration required to complete the project.
[2] Contributions includes, but is not limited to, funding through an agreement to other Government Agencies, Youth Organizations, Cultural Service Organizations and other Non-Profit Organizations.
[3] Non-Capital includes, but is not limited to, expenses related to Building Maintenance, Grounds & Landscaping Maintenance, Non-Capitalizable Equipment and other Professional Services.

PROJECT TITLE:
NEIGHBORHOOD DRAINAGE IMPROVEMENTS (MP)
CIE REQUIREMENTS: Y
LEVEL OF SERVICE IMPACT: E

PROJECT NUMBER: C46139000

PROGRAM: STORMWATER

PROJECT DESCRIPTION:
Design and construction activities associated with stormwater drainage improvement projects to alleviate neighborhood street flooding and/or structure flooding through collection and storage improvements. These projects provide local flood protection for road systems which will improve public safety through reduction of peak roadway flooding and/or reduction of the flooding duration. In addition, these projects will also provide water quality benefits by routing the stormwater runoff to ponding areas, roadside swales, or ditches.

OPERATING COST IMPACT:
The estimated ongoing maintenance costs for stormwater improvements runs $2.50 per $1,000 of project cost.

Neighborhood Community Area:
Countywide

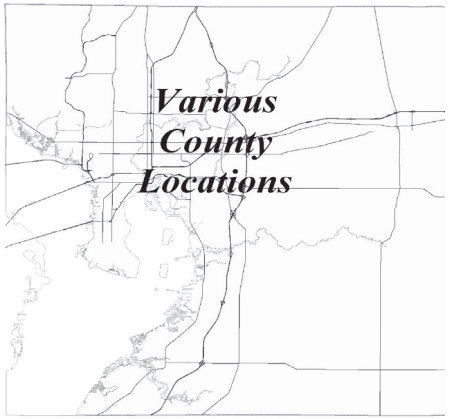

PROJECT COMPLETION DATE: Ongoing

Sources of Funds ($000s)	Total Estimated Sources	Prior Funding	FY 23 Carryforward	FY 23 Additional	FY 24	FY 25	FY 26	FY 27	Future
ARP Funds	$0	$0	$0	$0	$0	$0	$0	$0	$0
Community Invest. Tax III	0	0	0	0	0	0	0	0	0
Enterprise Fees	0	0	0	0	0	0	0	0	0
General Revenues-CW	0	0	0	0	0	0	0	0	0
Grants & County Match	1,521	1,521	279	(279)	0	0	0	0	0
Other	0	0	0	0	0	0	0	0	0
Stormwater Fees	12,842	12,595	247	0	0	0	0	0	0
Undetermined	0	0	0	0	0	0	0	0	0
Subtotal FY 23			$525	($279)					
Total	**$14,363**	**$14,117**	**$247**		**$0**	**$0**	**$0**	**$0**	**$0**

Uses of Funds ($000s)	Total Estimated Cost	Prior Expenses	FY 23 Carryforward	FY 23 Additional	FY 24	FY 25	FY 26	FY 27	Future
Capital [1]	$14,363	$14,117	$525	($279)	$0	$0	$0	$0	$0
Contributions [2]	0	0	0	0	0	0	0	0	0
Non-Capital [3]	0	0	0	0	0	0	0	0	0
Subtotal FY 23			$525	($279)					
Total	**$14,363**	**$14,117**	**$247**		**$0**	**$0**	**$0**	**$0**	**$0**

[1] Capital includes, but is not limited to, expenses related to capitalizable Development, Design, Land Acquisition, Equipment, Construction and Administration required to complete the project.
[2] Contributions includes, but is not limited to, funding through an agreement to other Government Agencies, Youth Organizations, Cultural Service Organizations and other Non-Profit Organizations.
[3] Non-Capital includes, but is not limited to, expenses related to Building Maintenance, Grounds & Landscaping Maintenance, Non-Capitalizable Equipment and other Professional Services.

PROJECT TITLE:
PROGRESS VILLAGE LOCAL DRAINAGE IMPROVEMENTS - ARP ACT 3 FUNDS
CIE REQUIREMENTS: Y
LEVEL OF SERVICE IMPACT: E

PROJECT NUMBER: C46188000

PROGRAM: STORMWATER

PROJECT DESCRIPTION:
Hillsborough County stormwater staff has identified multiple local scale projects that may improve stormwater conveyance within the Progress Village neighborhood. The identified projects range from modification and replacement of existing infrastructure to construction of additional stormwater conveyance infrastructure (storm sewer). The following local drainage improvements are included in this project:
1) Remove, regrade, replace broken, compromised or depressed curb and gutter.
2) Reduce nuisance flooding through construction of intersection gutters.
3) Modify speed humps to reduce impedance of stormwater runoff and reduce ponding.
4) Construct additional stormwater inlets along 79th Street, at Enddive Ave and Bahia Ave, to tie into existing stormwater system on 78th Street to reduce flooding.
5) Construct a cross drain underlying Flower Ave to reduce flooding on the sidewalk adjacent to 78th Street at Emmanuel P Johnson Recreation Center.

OPERATING COST IMPACT:
The estimated ongoing maintenance costs for stormwater improvements runs $2.50 per $1,000 of project cost.

Neighborhood Community Area:
Greater Palm River

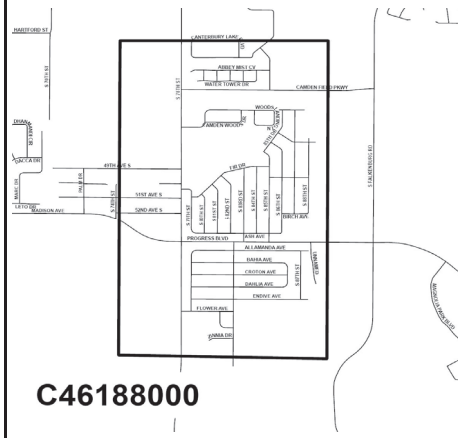

PROJECT COMPLETION DATE: Jun 2023

Sources of Funds ($000s)	Total Estimated Sources	Prior Funding	FY 23 Carryforward	FY 23 Additional	FY 24	FY 25	FY 26	FY 27	Future
ARP Funds	$1,500	$264	$1,236	$0	$0	$0	$0	$0	$0
Community Invest. Tax III	0	0	0	0	0	0	0	0	0
Enterprise Fees	0	0	0	0	0	0	0	0	0
General Revenues-CW	0	0	0	0	0	0	0	0	0
Grants & County Match	0	0	0	0	0	0	0	0	0
Other	0	0	0	0	0	0	0	0	0
Stormwater Fees	0	0	0	0	0	0	0	0	0
Undetermined	0	0	0	0	0	0	0	0	0
Subtotal FY 23			$1,236	$0					
Total	**$1,500**	**$264**	**$1,236**		**$0**	**$0**	**$0**	**$0**	**$0**

Uses of Funds ($000s)	Total Estimated Cost	Prior Expenses	FY 23 Carryforward	FY 23 Additional	FY 24	FY 25	FY 26	FY 27	Future
Capital [1]	$1,500	$264	$1,236	$0	$0	$0	$0	$0	$0
Contributions [2]	0	0	0	0	0	0	0	0	0
Non-Capital [3]	0	0	0	0	0	0	0	0	0
Subtotal FY 23			$1,236	$0					
Total	**$1,500**	**$264**	**$1,236**		**$0**	**$0**	**$0**	**$0**	**$0**

[1] Capital includes, but is not limited to, expenses related to capitalizable Development, Design, Land Acquisition, Equipment, Construction and Administration required to complete the project.
[2] Contributions includes, but is not limited to, funding through an agreement to other Government Agencies, Youth Organizations, Cultural Service Organizations and other Non-Profit Organizations.
[3] Non-Capital includes, but is not limited to, expenses related to Building Maintenance, Grounds & Landscaping Maintenance, Non-Capitalizable Equipment and other Professional Services.

PROJECT TITLE: **PROJECT NUMBER: C46185000**
PROGRESS VILLAGE REGIONAL DRAINAGE IMPROVEMENTS - ARP ACT 3 FUNDS
CIE REQUIREMENTS: Y
LEVEL OF SERVICE IMPACT: E **PROGRAM: STORMWATER**

PROJECT DESCRIPTION:
Proposed stormwater storage and conveyance improvements within Progress Village Community will provide flood protection and water quality benefit. An existing 42" RCP crossing at Progress Blvd to be replaced with 60" RCP, the proposed 60" pipe will continue south adjacent to the existing concrete box culverts ultimately discharging into a proposed 2.7 acre stormwater pond south of Endive Ave. Additionally flood reduction shall be provided through the excavation of a proposed 9.7 acres flood storage area adjacent to North Archie Creek. All requisite lands are County owned. The project will provide flood protection and Water Quality benefit.

Significant water quality benefit will be achieved through detention of previously untreated stormwater runoff. The Preliminary Engineering study noted expected Total Nitrogen and Total Phosphorus reduction of 90.63lb/yr. and 39.72lb/yr. water quality for North Archie Creek.

OPERATING COST IMPACT:
The estimated ongoing maintenance costs for stormwater improvements runs $2.50 per $1,000 of project cost.

Neighborhood Community Area:
Greater Palm River

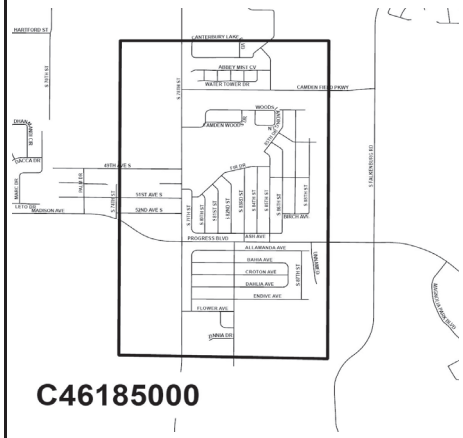

PROJECT COMPLETION DATE: Mar 2025

Sources of Funds ($000s)	Total Estimated Sources	Prior Funding	FY 23 Carryforward	FY 23 Additional	FY 24	FY 25	FY 26	FY 27	Future
ARP Funds	$9,000	$200	$8,800	$0	$0	$0	$0	$0	$0
Community Invest. Tax III	0	0	0	0	0	0	0	0	0
Enterprise Fees	0	0	0	0	0	0	0	0	0
General Revenues-CW	0	0	0	0	0	0	0	0	0
Grants & County Match	0	0	0	0	0	0	0	0	0
Other	0	0	0	0	0	0	0	0	0
Stormwater Fees	0	0	0	0	0	0	0	0	0
Undetermined	0	0	0	0	0	0	0	0	0
Subtotal FY 23			$8,800	$0					
Total	**$9,000**	**$200**	**$8,800**		**$0**	**$0**	**$0**	**$0**	**$0**

Uses of Funds ($000s)	Total Estimated Cost	Prior Expenses	FY 23 Carryforward	FY 23 Additional	FY 24	FY 25	FY 26	FY 27	Future
Capital [1]	$9,000	$200	$8,800	$0	$0	$0	$0	$0	$0
Contributions [2]	0	0	0	0	0	0	0	0	0
Non-Capital [3]	0	0	0	0	0	0	0	0	0
Subtotal FY 23			$8,800	$0					
Total	**$9,000**	**$200**	**$8,800**		**$0**	**$0**	**$0**	**$0**	**$0**

[1] Capital includes, but is not limited to, expenses related to capitalizable Development, Design, Land Acquisition, Equipment, Construction and Administration required to complete the project.
[2] Contributions includes, but is not limited to, funding through an agreement to other Government Agencies, Youth Organizations, Cultural Service Organizations and other Non-Profit Organizations.
[3] Non-Capital includes, but is not limited to, expenses related to Building Maintenance, Grounds & Landscaping Maintenance, Non-Capitalizable Equipment and other Professional Services.

PROJECT TITLE: **PROJECT NUMBER: C46189000**
STORMWATER DRAINAGE AND WATER QUALITY IMPROVEMENTS - ARP ACT 3 FUNDS (MP)
CIE REQUIREMENTS: Y
LEVEL OF SERVICE IMPACT: E **PROGRAM: STORMWATER**

PROJECT DESCRIPTION:
Design and construction activities associated with stormwater drainage improvement projects to alleviate neighborhood street flooding and/or structure flooding through collection and storage improvements. These projects provide local flood protection for road systems which will improve public safety through reduction of peak roadway flooding and/or reduction of the flooding duration. In addition, these projects will also provide water quality benefits by routing the stormwater runoff to ponding areas, roadside swales, or ditches.
These improvements and funding are for the following locations: Bonacker Drive Drainage Improvements, Falkenburg Six Mile Creek Road Drainage Improvements, South Mobley Road Drainage Improvements, Orient Park Ditch Erosion, Gallagher/ Sea Critter Drainage Improvements, South Village Ave at North Albany Ave Drainage Improvements.

OPERATING COST IMPACT:
The estimated ongoing maintenance costs for stormwater improvements runs $2.50 per $1,000 of project cost.

Neighborhood Community Area:
Countywide

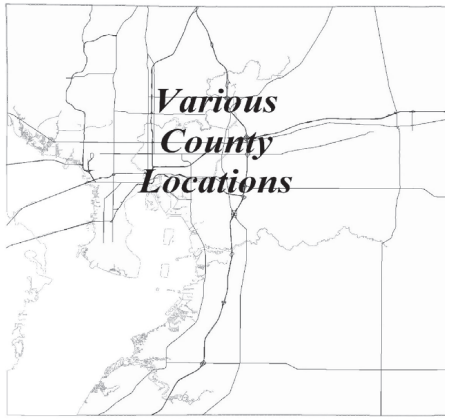

PROJECT COMPLETION DATE: Ongoing

Sources of Funds ($000s)	Total Estimated Sources	Prior Funding	FY 23 Carryforward	FY 23 Additional	FY 24	FY 25	FY 26	FY 27	Future
ARP Funds	$2,900	$713	$2,187	$0	$0	$0	$0	$0	$0
Community Invest. Tax III	0	0	0	0	0	0	0	0	0
Enterprise Fees	0	0	0	0	0	0	0	0	0
General Revenues-CW	0	0	0	0	0	0	0	0	0
Grants & County Match	0	0	0	0	0	0	0	0	0
Other	0	0	0	0	0	0	0	0	0
Stormwater Fees	0	0	0	0	0	0	0	0	0
Undetermined	0	0	0	0	0	0	0	0	0
Subtotal FY 23			$2,187	$0					
Total	**$2,900**	**$713**	**$2,187**		**$0**	**$0**	**$0**	**$0**	**$0**

Uses of Funds ($000s)	Total Estimated Cost	Prior Expenses	FY 23 Carryforward	FY 23 Additional	FY 24	FY 25	FY 26	FY 27	Future
Capital [1]	$2,900	$713	$2,187	$0	$0	$0	$0	$0	$0
Contributions [2]	0	0	0	0	0	0	0	0	0
Non-Capital [3]	0	0	0	0	0	0	0	0	0
Subtotal FY 23			$2,187	$0					
Total	**$2,900**	**$713**	**$2,187**		**$0**	**$0**	**$0**	**$0**	**$0**

[1] Capital includes, but is not limited to, expenses related to capitalizable Development, Design, Land Acquisition, Equipment, Construction and Administration required to complete the project.
[2] Contributions includes, but is not limited to, funding through an agreement to other Government Agencies, Youth Organizations, Cultural Service Organizations and other Non-Profit Organizations.
[3] Non-Capital includes, but is not limited to, expenses related to Building Maintenance, Grounds & Landscaping Maintenance, Non-Capitalizable Equipment and other Professional Services.

PROJECT TITLE:
STORMWATER PUMP STATION REPAIR & REPLACEMENT (MP)
CIE REQUIREMENTS: Y
LEVEL OF SERVICE IMPACT: M

PROJECT NUMBER: C46144000

PROGRAM: STORMWATER

PROJECT DESCRIPTION:
Provides for annual renewal and/or replacement of stormwater pump stations throughout the County including assessment, design and construction projects.

Neighborhood Community Area:
Countywide

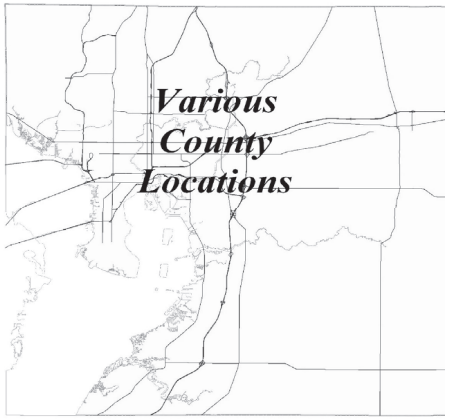

OPERATING COST IMPACT:
No significant change in operating cost is anticipated.

PROJECT COMPLETION DATE: Ongoing

Sources of Funds ($000s)	Total Estimated Sources	Prior Funding	FY 23 Carryforward	FY 23 Additional	FY 24	FY 25	FY 26	FY 27	Future
ARP Funds	$0	$0	$0	$0	$0	$0	$0	$0	$0
Community Invest. Tax III	0	0	0	0	0	0	0	0	0
Enterprise Fees	0	0	0	0	0	0	0	0	0
General Revenues-CW	0	0	0	0	0	0	0	0	0
Grants & County Match	0	0	0	0	0	0	0	0	0
Other	0	0	0	0	0	0	0	0	0
Stormwater Fees	7,438	1,206	1,732	900	900	900	900	900	0
Undetermined	0	0	0	0	0	0	0	0	0
Subtotal FY 23			$1,732	$900					
Total	**$7,438**	**$1,206**	**$2,632**		**$900**	**$900**	**$900**	**$900**	**$0**

Uses of Funds ($000s)	Total Estimated Cost	Prior Expenses	FY 23 Carryforward	FY 23 Additional	FY 24	FY 25	FY 26	FY 27	Future
Capital [1]	$7,438	$1,206	$1,732	$900	$900	$900	$900	$900	$0
Contributions [2]	0	0	0	0	0	0	0	0	0
Non-Capital [3]	0	0	0	0	0	0	0	0	0
Subtotal FY 23			$1,732	$900					
Total	**$7,438**	**$1,206**	**$2,632**		**$900**	**$900**	**$900**	**$900**	**$0**

[1] Capital includes, but is not limited to, expenses related to capitalizable Development, Design, Land Acquisition, Equipment, Construction and Administration required to complete the project.
[2] Contributions includes, but is not limited to, funding through an agreement to other Government Agencies, Youth Organizations, Cultural Service Organizations and other Non-Profit Organizations.
[3] Non-Capital includes, but is not limited to, expenses related to Building Maintenance, Grounds & Landscaping Maintenance, Non-Capitalizable Equipment and other Professional Services.

PROJECT TITLE:
STORMWATER SYSTEM MAINTENANCE (MP)
CIE REQUIREMENTS: Y
LEVEL OF SERVICE IMPACT: M

PROJECT NUMBER: C46147000

PROGRAM: STORMWATER

PROJECT DESCRIPTION:
The project provides a work plan and schedule of implementation for Countywide roadside drainage system restorations/improvements to maximize the flow function and safety within current Right-Of-Way limits. The project will include assessment of roadside swale/ditch/channel according roadway category, existing condition (sediment/erosion/side slope), flooding condition, and possible impacts of safety; prioritization according cost estimate, and benefit (from assessment); and work plan with schedule of implementation according available resources.

Neighborhood Community Area:
Countywide

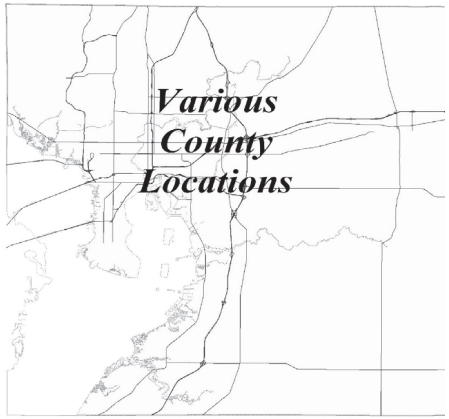

OPERATING COST IMPACT:
No significant change in operating cost is anticipated.

PROJECT COMPLETION DATE: Ongoing

Sources of Funds ($000s)	Total Estimated Sources	Prior Funding	FY 23 Carryforward	FY 23 Additional	FY 24	FY 25	FY 26	FY 27	Future
ARP Funds	$0	$0	$0	$0	$0	$0	$0	$0	$0
Community Invest. Tax III	0	0	0	0	0	0	0	0	0
Enterprise Fees	0	0	0	0	0	0	0	0	0
General Revenues-CW	0	0	0	0	0	0	0	0	0
Grants & County Match	500	500	0	0	0	0	0	0	0
Other	3,000	1,161	1,839	0	0	0	0	0	0
Stormwater Fees	0	0	0	0	0	0	0	0	0
Undetermined	0	0	0	0	0	0	0	0	0
Subtotal FY 23			$1,839	$0					
Total	**$3,500**	**$1,661**	**$1,839**		**$0**	**$0**	**$0**	**$0**	**$0**

Uses of Funds ($000s)	Total Estimated Cost	Prior Expenses	FY 23 Carryforward	FY 23 Additional	FY 24	FY 25	FY 26	FY 27	Future
Capital [1]	$3,500	$1,661	$1,839	$0	$0	$0	$0	$0	$0
Contributions [2]	0	0	0	0	0	0	0	0	0
Non-Capital [3]	0	0	0	0	0	0	0	0	0
Subtotal FY 23			$1,839	$0					
Total	**$3,500**	**$1,661**	**$1,839**		**$0**	**$0**	**$0**	**$0**	**$0**

[1] Capital includes, but is not limited to, expenses related to capitalizable Development, Design, Land Acquisition, Equipment, Construction and Administration required to complete the project.
[2] Contributions includes, but is not limited to, funding through an agreement to other Government Agencies, Youth Organizations, Cultural Service Organizations and other Non-Profit Organizations.
[3] Non-Capital includes, but is not limited to, expenses related to Building Maintenance, Grounds & Landscaping Maintenance, Non-Capitalizable Equipment and other Professional Services.

PROJECT TITLE: **PROJECT NUMBER: C46134000**
WATER QUALITY IMPROVEMENT & ENVIRONMENTAL PROGRAM (MP)
CIE REQUIREMENTS: Y
LEVEL OF SERVICE IMPACT: E **PROGRAM: STORMWATER**

PROJECT DESCRIPTION:
This program will implement water quality improvements and alleviate stormwater pollutant loading to surface waters. Projects will assist the County in complying with its National Pollutant Discharge Elimination System (NPDES) permit, and in achieving State requirements for Total Maximum Daily Loads related to impaired waters.

OPERATING COST IMPACT:
The estimated ongoing maintenance costs for stormwater improvements runs $2.50 per $1,000 of project cost.

PROJECT COMPLETION DATE: Ongoing

Neighborhood Community Area:
Countywide

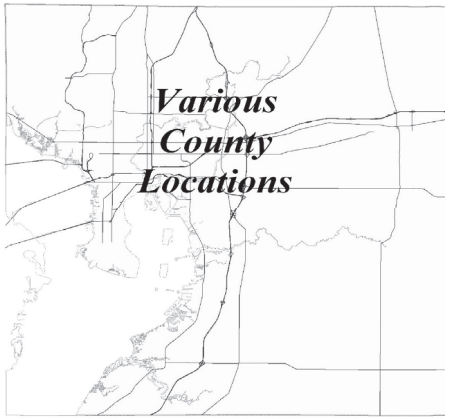

Sources of Funds ($ in $000s)	Total Estimated Sources	Prior Funding	FY 23 Carryforward	FY 23 Additional	FY 24	FY 25	FY 26	FY 27	Future
ARP Funds	$0	$0	$0	$0	$0	$0	$0	$0	$0
Community Invest. Tax III	5,733	4,699	1,034	0	0	0	0	0	0
Enterprise Fees	27	27	0	0	0	0	0	0	0
General Revenues-CW	0	0	0	0	0	0	0	0	0
Grants & County Match	3,642	3,642	0	0	0	0	0	0	0
Other	0	0	0	0	0	0	0	0	0
Stormwater Fees	2,749	652	2,097	0	0	0	0	0	0
Undetermined	0	0	0	0	0	0	0	0	0
Subtotal FY 23			$3,131	$0					
Total	**$12,151**	**$9,020**	**$3,131**		**$0**	**$0**	**$0**	**$0**	**$0**

Uses of Funds ($ in $000s)	Total Estimated Cost	Prior Expenses	FY 23 Carryforward	FY 23 Additional	FY 24	FY 25	FY 26	FY 27	Future
Capital [1]	$11,759	$8,628	$3,131	$0	$0	$0	$0	$0	$0
Contributions [2]	0	0	0	0	0	0	0	0	0
Non-Capital [3]	392	392	0	0	0	0	0	0	0
Subtotal FY 23			$3,131	$0					
Total	**$12,151**	**$9,020**	**$3,131**		**$0**	**$0**	**$0**	**$0**	**$0**

[1] Capital includes, but is not limited to, expenses related to capitalizable Development, Design, Land Acquisition, Equipment, Construction and Administration required to complete the project.
[2] Contributions includes, but is not limited to, funding through an agreement to other Government Agencies, Youth Organizations, Cultural Service Organizations and other Non-Profit Organizations.
[3] Non-Capital includes, but is not limited to, expenses related to Building Maintenance, Grounds & Landscaping Maintenance, Non-Capitalizable Equipment and other Professional Services.

PROJECT TITLE: **PROJECT NUMBER: C46141000**
WATER QUALITY IMPROVEMENTS AND ENVIRONMENTAL PROGRAM (MP)
CIE REQUIREMENTS: Y
LEVEL OF SERVICE IMPACT: E **PROGRAM: STORMWATER**

PROJECT DESCRIPTION:
This program will implement water quality improvements and alleviate stormwater pollutant loading to surface waters. Projects will assist the County in complying with its National Pollutant Discharge Elimination System (NPDES) permit, and in achieving State requirements for Total Maximum Daily Loads related to impaired waters.

OPERATING COST IMPACT:
The estimated ongoing maintenance costs for stormwater improvements runs $2.50 per $1,000 of project cost.

PROJECT COMPLETION DATE: Ongoing

Neighborhood Community Area:
Countywide

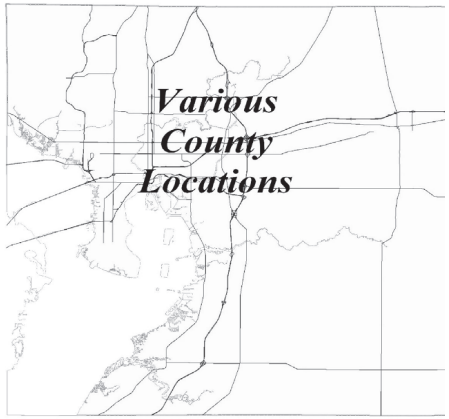

Sources of Funds ($ in $000s)	Total Estimated Sources	Prior Funding	FY 23 Carryforward	FY 23 Additional	FY 24	FY 25	FY 26	FY 27	Future
ARP Funds	$0	$0	$0	$0	$0	$0	$0	$0	$0
Community Invest. Tax III	0	0	0	0	0	0	0	0	0
Enterprise Fees	0	0	0	0	0	0	0	0	0
General Revenues-CW	0	0	0	0	0	0	0	0	0
Grants & County Match	346	0	346	0	0	0	0	0	0
Other	1,000	777	223	0	0	0	0	0	0
Stormwater Fees	3,763	939	324	500	500	500	500	500	0
Undetermined	0	0	0	0	0	0	0	0	0
Subtotal FY 23			$893	$500					
Total	**$5,109**	**$1,716**	**$1,393**		**$500**	**$500**	**$500**	**$500**	**$0**

Uses of Funds ($ in $000s)	Total Estimated Cost	Prior Expenses	FY 23 Carryforward	FY 23 Additional	FY 24	FY 25	FY 26	FY 27	Future
Capital [1]	$5,109	$1,716	$893	$500	$500	$500	$500	$500	$0
Contributions [2]	0	0	0	0	0	0	0	0	0
Non-Capital [3]	0	0	0	0	0	0	0	0	0
Subtotal FY 23			$893	$500					
Total	**$5,109**	**$1,716**	**$1,393**		**$500**	**$500**	**$500**	**$500**	**$0**

[1] Capital includes, but is not limited to, expenses related to capitalizable Development, Design, Land Acquisition, Equipment, Construction and Administration required to complete the project.
[2] Contributions includes, but is not limited to, funding through an agreement to other Government Agencies, Youth Organizations, Cultural Service Organizations and other Non-Profit Organizations.
[3] Non-Capital includes, but is not limited to, expenses related to Building Maintenance, Grounds & Landscaping Maintenance, Non-Capitalizable Equipment and other Professional Services.

PROJECT TITLE:
WATERSHED DRAINAGE IMPROVEMENTS (MP)
CIE REQUIREMENTS: Y
LEVEL OF SERVICE IMPACT: E

PROJECT NUMBER: C46137000

PROGRAM: STORMWATER

PROJECT DESCRIPTION:
Design and construction activities associated with intermediate and regional scale stormwater improvement projects to alleviate street flooding and structure flooding. The intermediate scale projects impact or serve multiple local systems and generally require construction in waters of the state. Regional scale projects impact multiple intermediate systems and typically provide watershed or regionalscale benefit. These projects provide flood protection for road systems, either under local or state control. Project implementation will provide improved public safety through reduction of peak roadway flooding and/or reduction of the flooding duration. These projects typically result from the watershed studies. In general, the intermediate and regional projects also provide significant water quality benefits by routing the stormwater runoff to ponding areas,roadside swales, or ditches. Sometimes the design may include community recreation benefits.

OPERATING COST IMPACT:
The estimated ongoing maintenance costs for stormwater improvements runs $2.50 per $1,000 of project cost.

Neighborhood Community Area:
Countywide

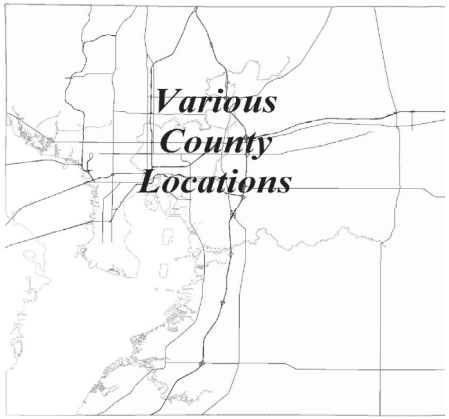

PROJECT COMPLETION DATE: Ongoing

Sources of Funds ($000s)	Total Estimated Sources	Prior Funding	FY 23 Carryforward	FY 23 Additional	FY 24	FY 25	FY 26	FY 27	Future
ARP Funds	$0	$0	$0	$0	$0	$0	$0	$0	$0
Community Invest. Tax III	0	0	0	0	0	0	0	0	0
Enterprise Fees	0	0	0	0	0	0	0	0	0
General Revenues-CW	0	0	0	0	0	0	0	0	0
Grants & County Match	2,743	1,180	1,563	0	0	0	0	0	0
Other	0	0	0	0	0	0	0	0	0
Stormwater Fees	23,648	704	735	0	4,670	2,330	6,330	8,880	0
Undetermined	0	0	0	0	0	0	0	0	0
Subtotal FY 23			$2,297	$0					
Total	**$26,391**	**$1,884**	**$2,297**		**$4,670**	**$2,330**	**$6,330**	**$8,880**	**$0**

Uses of Funds ($000s)	Total Estimated Cost	Prior Expenses	FY 23 Carryforward	FY 23 Additional	FY 24	FY 25	FY 26	FY 27	Future
Capital [1]	$26,391	$1,884	$2,297	$0	$4,670	$2,330	$6,330	$8,880	$0
Contributions [2]	0	0	0	0	0	0	0	0	0
Non-Capital [3]	0	0	0	0	0	0	0	0	0
Subtotal FY 23			$2,297	$0					
Total	**$26,391**	**$1,884**	**$2,297**		**$4,670**	**$2,330**	**$6,330**	**$8,880**	**$0**

[1] Capital includes, but is not limited to, expenses related to capitalizable Development, Design, Land Acquisition, Equipment, Construction and Administration required to complete the project.
[2] Contributions includes, but is not limited to, funding through an agreement to other Government Agencies, Youth Organizations, Cultural Service Organizations and other Non-Profit Organizations.
[3] Non-Capital includes, but is not limited to, expenses related to Building Maintenance, Grounds & Landscaping Maintenance, Non-Capitalizable Equipment and other Professional Services.

PROJECT TITLE:
WATERSHED MASTER PLAN UPDATES (MP)
CIE REQUIREMENTS: Y
LEVEL OF SERVICE IMPACT: M

PROJECT NUMBER: C46140000

PROGRAM: STORMWATER

PROJECT DESCRIPTION:
This ongoing County-wide master project consists of updating the Hillsborough County Watershed Management Plan with more current or accurate LIDAR and other information to reflect land use changes throughout the County resulting from continuously changing residential & commercial developments and new County infrastructure. The update includes data collection, basin re-delineation, input revision, model calibration, model verification, level of service, determination of deficit of conveyance system, alternate analysis, and final recommendation. GIS database updates, 100-year flood plain and 100-year floodway delineations, DFIRM revisions, and future integration of 17 watersheds are also included.

OPERATING COST IMPACT:
No significant change in operating cost is anticipated.

Neighborhood Community Area:
Countywide

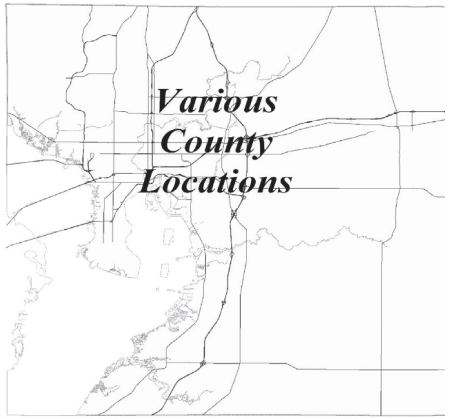

PROJECT COMPLETION DATE: Ongoing

Sources of Funds ($000s)	Total Estimated Sources	Prior Funding	FY 23 Carryforward	FY 23 Additional	FY 24	FY 25	FY 26	FY 27	Future
ARP Funds	$0	$0	$0	$0	$0	$0	$0	$0	$0
Community Invest. Tax III	0	0	0	0	0	0	0	0	0
Enterprise Fees	0	0	0	0	0	0	0	0	0
General Revenues-CW	0	0	0	0	0	0	0	0	0
Grants & County Match	4,700	2,622	2,078	0	0	0	0	0	0
Other	0	0	0	0	0	0	0	0	0
Stormwater Fees	5,631	1,309	612	1,260	400	850	600	600	0
Undetermined	0	0	0	0	0	0	0	0	0
Subtotal FY 23			$2,689	$1,260					
Total	**$10,331**	**$3,932**	**$3,949**		**$400**	**$850**	**$600**	**$600**	**$0**

Uses of Funds ($000s)	Total Estimated Cost	Prior Expenses	FY 23 Carryforward	FY 23 Additional	FY 24	FY 25	FY 26	FY 27	Future
Capital [1]	$10,240	$3,841	$2,689	$1,260	$400	$850	$600	$600	$0
Contributions [2]	0	0	0	0	0	0	0	0	0
Non-Capital [3]	91	91	0	0	0	0	0	0	0
Subtotal FY 23			$2,689	$1,260					
Total	**$10,331**	**$3,932**	**$3,949**		**$400**	**$850**	**$600**	**$600**	**$0**

[1] Capital includes, but is not limited to, expenses related to capitalizable Development, Design, Land Acquisition, Equipment, Construction and Administration required to complete the project.
[2] Contributions includes, but is not limited to, funding through an agreement to other Government Agencies, Youth Organizations, Cultural Service Organizations and other Non-Profit Organizations.
[3] Non-Capital includes, but is not limited to, expenses related to Building Maintenance, Grounds & Landscaping Maintenance, Non-Capitalizable Equipment and other Professional Services.

Hillsborough County Florida

For more information, contact the Management & Budget Department
(813) 272-5890 • HCFLGov.net/Budget

Transportation Program

Hillsborough County Florida

For more information, contact the Management & Budget Department
(813) 272-5890 • HCFLGov.net/Budget

TRANSPORTATION PROGRAM
SOURCES AND USES OF FUNDS SUMMARY
(in thousands)

Sources of Funds:	TOTAL ESTIMATED SOURCES	PRIOR FUNDING	FY 23 Carryforward	FY 23 Additional	FY 24	FY 25	FY 26	FY 27	FUTURE
ARP Funds	$60,000	$8,000	$52,000	$0	$0	$0	$0	$0	$0
Community Invest. Tax II	3,124	3,080	44	0	0	0	0	0	0
Community Invest. Tax III	144,395	99,954	41,434	3,006	0	0	0	0	0
Enterprise Fees	12,248	10,551	1,697	0	0	0	0	0	0
Financing	210,311	130,284	107,527	(27,500)	0	0	0	0	0
Gas Taxes	118,765	77,613	7,152	8,400	6,400	6,400	6,400	6,400	0
General Revenues-CW	18,068	4,379	12,689	1,000	0	0	0	0	0
General Revenues-UA	111,941	98,124	9,817	4,000	0	0	0	0	0
Grants & County Match	67,672	61,509	5,352	810	0	0	0	0	0
Impact Fees	54,203	38,569	13,610	1,837	47	47	47	47	0
Mobility Fees	145,111	15,365	54,978	29,418	17,224	15,195	5,665	7,266	0
Other	37,009	22,165	14,669	174	0	0	0	0	0
Undetermined	645,030	0	0	0	0	0	0	0	645,030
Subtotal FY 23			$320,970	$21,145					
Total	**$1,627,876**	**$569,594**	**$342,115**		**$23,670**	**$21,642**	**$12,111**	**$13,713**	**$645,030**

TOTAL FY 23 - FY 27 = $413,252

Uses of Funds:	TOTAL ESTIMATED COST	PRIOR EXPENSES	FY 23 Carryforward	FY 23 Additional	FY 24	FY 25	FY 26	FY 27	FUTURE
Capital [1]	$1,608,295	$561,313	$309,903	$21,099	$23,624	$21,595	$12,065	$13,666	$645,030
Contributions [2]	19,578	8,278	11,067	47	47	47	47	47	0
Non-Capital [3]	3	3	0	0	0	0	0	0	0
Subtotal FY 23			$320,970	$21,145					
Total	**$1,627,876**	**$569,594**	**$342,115**		**$23,670**	**$21,642**	**$12,111**	**$13,713**	**$645,030**

TOTAL FY 23 - FY 27 = $413,252

[1] Capital includes, but is not limited to, expenses related to capitalizable Development, Design, Land Acquisition, Equipment, Construction and Administration required to complete the project.

[2] Contributions includes, but is not limited to, funding through an agreement to other Government Agencies, Youth Organizations, Cultural Service Organizations and other Non-Profit Organizations.

[3] Non-Capital includes, but is not limited to, expenses related to Building Maintenance, Grounds & Landscaping Maintenance, Non-Capitalizable Equipment and other Professional Services.

TRANSPORTATION PROGRAM
COMPLETED AND CANCELED PROJECTS - FY 22

PROJECT NUMBER	PROJECT TITLE	ACTUAL/PROJECTED COMPLETION DATE (1)
COMPLETED PROJECTS		
C69643000	Apollo Beach Blvd I-75 Overpass	Jul 2022
C69686000	Calusa Trace Neighborhood Resurfacing	Jun 2022
C61134000	Citrus Park Drive Corridor Improvements (Countryway Blvd To Sheldon Rd)	Dec 2021
C63520000	Orient Road/Sligh Avenue Traffic Signal	Jul 2022
C69683000	Osprey Ridge Drive Resurfacing	Aug 2022
C69644000	Progress Boulevard Corridor Improvements	May 2022
C69681000	South Coast Greenway Trail Gibsonton Segment (Phase VI)	Aug 2022
C69660000	Tampa Bypass Canal Trail	Aug 2022

(1) Includes projects anticipated to be completed by 09/30/22

TRANSPORTATION PROGRAM
PROJECTS SUMMARY SCHEDULE
(in thousands)

PROJECT NUMBER	PROJECT TITLE	TOTAL ESTIMATED COST	PRIOR EXPENSES	FY 23		FY 24	FY 25	FY 26	FY 27	FUTURE	PROJECT COMPLETION DATE
				Carryforward	Additional						
C69640000	19th Avenue NE Corridor Improvements (US 41 to US 301)	$3,564	$800	$2,763	$0	$0	$0	$0	$0	$0	Apr 2023
C69633000	2nd Street Bridge Replacement	3,107	3,093	14	0	0	0	0	0	0	Post Construction
C69602000"	Advanced Traffic Management System Improvement Program (MP)	72,938	26,821	6,868	250	0	0	0	0	39,000	Ongoing
C69643000	Apollo Beach Blvd I-75 Overpass	27,923	22,493	5,430	0	0	0	0	0	0	Post Construction
C69685000	Balm Boyette/Alafia Connector Trail	800	86	214	500	0	0	0	0	0	TBD
C69112000	Bell Shoals Road Corridor Improvements (Bloomingdale to Boyette)	73,782	56,546	17,236	0	0	0	0	0	0	Apr 2023
C69647000	Big Bend Road Corridor Improvements	32,352	3,088	20,263	9,000	0	0	0	0	0	Jun 2025
C69657000	Big Bend/I-75 Interchange Improvements	62,965	58,292	49,692	(45,019)	0	0	0	0	0	Dec 2024
C69677000"	Bridge and Guardrail Program (MP)	43,699	2,814	3,284	6,200	200	200	200	200	30,600	Ongoing
C62120000	Bridge and Guardrail Rehabilitation and Repair (MP)	12,071	11,707	364	0	0	0	0	0	0	Ongoing
C69200000"	Bridge Improvements (MP)	50,910	6,751	18,759	1,000	0	0	0	0	24,400	Ongoing
C69686000	Calusa Trace Neighborhood Resurfacing	964	807	157	0	0	0	0	0	0	Post Construction
C61134000	Citrus Park Drive Corridor Improvements (Countryway Blvd To Sheldon Rd)	63,602	63,102	499	0	0	0	0	0	0	Post Construction
C69682000"	Corridor Safety Retrofit Improvements (MP)	13,900	25	225	250	250	250	250	250	12,400	Ongoing
C69642000"	East 131st Ave. Corridor Improvements (North 30th St. to US 41)	22,679	1,400	3,679	0	0	0	0	0	17,600	TBD
C61010000	Hartline Capital Allocation	5,104	4,256	614	47	47	47	47	47	0	Ongoing
C69679000	Intersection Capital Improvement Program (MP)	92,850	17,189	30,473	15,596	14,521	12,454	2,617	0	0	Ongoing
C69600000"	Intersection Improvement Program (MP)	88,850	52,701	19,314	6,890	2,068	1,876	0	0	6,000	Ongoing
C69645000	Intersection Operation and Safety Program (MP)	10,856	10,456	400	0	0	0	0	0	0	Ongoing
C69649000"	Lithia Pinecrest Rd Corridor Improvements (Fishhawk Blvd to Lumsden Ave)	105,282	282	5,668	34	0	0	0	0	99,298	TBD
C69672000	Lumsden Rd at Heather Lake Blvd/Paddock Club/Kensington Ridge Blvd Int.	3,474	11	3,463	0	0	0	0	0	0	Aug 2023
C61150000"	Madison Avenue Improvements (US 41 To 78th Street)	19,992	1,783	1,976	(1,681)	0	0	0	0	17,915	TBD
C69634000	Maydell Bridge Replacement	13,060	11,407	1,652	0	0	0	0	0	0	Nov 2022
C69601000	New & Improved Signalization Program (MP)	15,187	13,563	2,350	(726)	0	0	0	0	0	Ongoing
C63520000	Orient Road/Sligh Avenue Traffic Signal	2,445	2,313	132	0	0	0	0	0	0	Post Construction
C69683000	Osprey Ridge Drive Resurfacing	2,609	1,117	1,492	0	0	0	0	0	0	Post Construction
C69638000"	Pedestrian Safety and Mobility Enhancement Program (MP)	54,876	9,436	20,295	2,145	0	0	0	0	23,000	Ongoing
C69684000	Roadway Pavement Preservation - ARP Act Revenue Recovery Funds (MP)	40,000	8,000	32,000	0	0	0	0	0	0	Ongoing
C69631000"	Roadway Pavement Preservation Program (MP)	322,353	133,134	7,353	5,466	5,400	5,400	5,400	5,400	154,800	Ongoing
C69676000"	Safe Routes To School Programs (MP)	37,078	2,952	7,923	17,768	635	0	0	0	7,800	Ongoing
C69688000**	Sidewalk Improvements - ARP Act 3 Funds (MP)	15,000	0	15,000	0	0	0	0	0	0	Ongoing
C69689000**	Sidewalk Improvements - ARP Act Revenue Recovery Funds (MP)	5,000	0	5,000	0	0	0	0	0	0	Ongoing
C69678000"	Sidewalk Repair Program (MP)	48,704	5,842	2,311	550	550	550	550	550	37,800	Ongoing
C69508000	Sidewalk Retrofit Construction Funding (MP)	10,304	9,618	809	(124)	0	0	0	0	0	Ongoing

TRANSPORTATION PROGRAM
PROJECTS SUMMARY SCHEDULE
(in thousands)

PROJECT NUMBER	PROJECT TITLE	TOTAL ESTIMATED COST	PRIOR EXPENSES	FY 23		FY 24	FY 25	FY 26	FY 27	FUTURE	PROJECT COMPLETION DATE
				Carryforward	Additional						
C69666000"	South 78th Street Corridor Improvements (Progress Blvd. to Causeway Blvd.)	20,347	0	3,000	0	0	0	0	0	17,347	TBD
C69687000	South Coast Greenway Trail 19th Ave (US 41 to 30th)	500	0	500	0	0	0	0	0	0	Jun 2024
C69675000"	South Coast Greenway Trail Adamsville (Phase III) & Big Bend Overpass	14,843	1,759	3,184	0	0	0	0	0	9,900	TBD
C69681000	South Coast Greenway Trail Gibsonton Segment (Phase VI)	100	57	43	0	0	0	0	0	0	Post Construction
C69659000"	South Coast Greenway Trail Ruskin Gap (Phase 1A and 1B) (MP)	6,755	2,241	3,514	500	0	0	0	0	500	TBD
C69639000	Sun City Center Pedestrian Mobility (MP)	7,568	2,613	2,456	2,500	0	0	0	0	0	Ongoing
C69660000	Tampa Bypass Canal Trail	1,000	790	210	0	0	0	0	0	0	Post Construction
C69635000	Transportation Utility Allocation (MP)	11,836	10,139	1,697	0	0	0	0	0	0	Ongoing
C69625000	Turkey Creek Road Improvements from MLK Blvd to Sydney Road	14,606	4,154	10,452	0	0	0	0	0	0	Sep 2023
C69654000"	University Area Transportation Improvements (MP)	93,337	1,637	656	0	0	865	3,048	7,266	79,865	TBD
C69661000"	Upper Tampa Bay Trail IV	8,900	107	1,293	0	0	0	0	0	7,500	TBD
C69646000"	Van Dyke Road Corridor Improvement - Gunn Hwy. to East of Whirley Rd.	69,805	4,206	6,294	0	0	0	0	0	59,305	TBD
	Subtotal FY 23			$320,970	$21,145						
	Total Transportation Program	$1,627,876	$569,594	$342,115		$23,670	$21,642	$12,111	$13,713	$645,030	

TOTAL FY 23 - FY 27 = $413,252

* New Project TBD - To be Determined

** Added to the Capital Improvement Program as part of a Budget Amendment in Fiscal Year 2022

" Project includes undetermined funding in the Future column. Future funding to be determined based on project prioritization and available options at BOCC discretion.

(MP) - Master Project - A listing of sub-projects under this master project will appear in the Appendix section of the CIP document.

Note: Some projects have "Post Construction" in the Project Completion Date column. These projects have finished their primary construction phases and may have been placed in use; nevertheless, these projects still have unspent balances that are earmarked for post-construction project costs.

PROJECT TITLE:
19TH AVENUE NE CORRIDOR IMPROVEMENTS (US 41 TO US 301)
CIE REQUIREMENTS: Y
LEVEL OF SERVICE IMPACT: E

PROJECT NUMBER: C69640000

PROGRAM: TRANSPORTATION

PROJECT DESCRIPTION:
This project includes Project Development and Environmental Study (PDE) for the Enhancement of 19th Avenue NE, a 2-lane undivided road, from US 41 to US 301 including enhanced pedestrian, bicycle and bus facilities.

OPERATING COST IMPACT:
Impact on annual operating and maintenance costs is to be determined.

PROJECT COMPLETION DATE: Apr 2023

Neighborhood Community Area:
Apollo Beach, Ruskin, Sun City Center

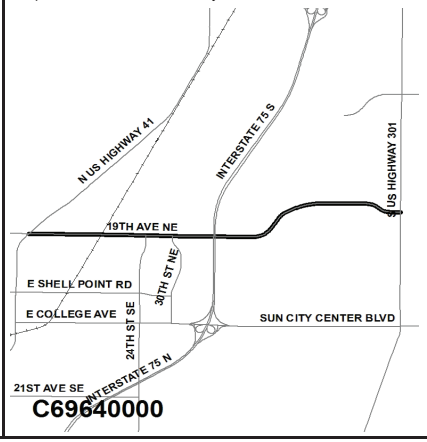

Sources of Funds (in $000s)	Total Estimated Sources	Prior Funding	FY 23 Carryforward	FY 23 Additional	FY 24	FY 25	FY 26	FY 27	Future
ARP Funds	$0	$0	$0	$0	$0	$0	$0	$0	$0
Community Invest. Tax II	0	0	0	0	0	0	0	0	0
Community Invest. Tax III	0	0	0	0	0	0	0	0	0
Enterprise Fees	0	0	0	0	0	0	0	0	0
Financing	509	509	0	0	0	0	0	0	0
Gas Taxes	322	255	68	0	0	0	0	0	0
General Revenues-CW	0	0	0	0	0	0	0	0	0
General Revenues-UA	295	0	295	0	0	0	0	0	0
Grants & County Match	450	37	413	0	0	0	0	0	0
Impact Fees	0	0	0	0	0	0	0	0	0
Mobility Fees	1,987	0	1,987	0	0	0	0	0	0
Other	0	0	0	0	0	0	0	0	0
Undetermined	0	0	0	0	0	0	0	0	0
Subtotal FY 23			$2,763	$0					
Total	**$3,564**	**$800**	**$2,763**		**$0**	**$0**	**$0**	**$0**	**$0**

Uses of Funds (in $000s)	Total Estimated Cost	Prior Expenses	FY 23 Carryforward	FY 23 Additional	FY 24	FY 25	FY 26	FY 27	Future
Capital [1]	$3,564	$800	$2,763	$0	$0	$0	$0	$0	$0
Contributions [2]	0	0	0	0	0	0	0	0	0
Non-Capital [3]	0	0	0	0	0	0	0	0	0
Subtotal FY 23			$2,763	$0					
Total	**$3,564**	**$800**	**$2,763**		**$0**	**$0**	**$0**	**$0**	**$0**

[1] Capital includes, but is not limited to, expenses related to capitalizable Development, Design, Land Acquisition, Equipment, Construction and Administration required to complete the project.
[2] Contributions includes, but is not limited to, funding through an agreement to other Government Agencies, Youth Organizations, Cultural Service Organizations and other Non-Profit Organizations.
[3] Non-Capital includes, but is not limited to, expenses related to Building Maintenance, Grounds & Landscaping Maintenance, Non-Capitalizable Equipment and other Professional Services.

PROJECT TITLE:
2ND STREET BRIDGE REPLACEMENT
CIE REQUIREMENTS: Y
LEVEL OF SERVICE IMPACT: M

PROJECT NUMBER: C69633000

PROGRAM: TRANSPORTATION

PROJECT DESCRIPTION:
This project includes removal of the existing bridge, design, permitting and construction of a new bridge. The new bridge will have modern safety features such as concrete traffic barriers. Sidewalks and road shoulders or bike lanes will be added on the east side of the bridge.

OPERATING COST IMPACT:
Impact on annual operating and maintenance costs is to be determined.

PROJECT COMPLETION DATE: Post Construction

Neighborhood Community Area:
Ruskin

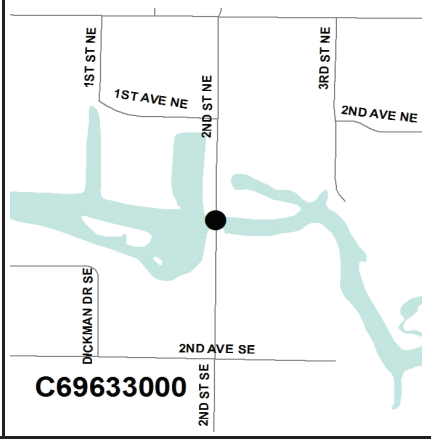

Sources of Funds (in $000s)	Total Estimated Sources	Prior Funding	FY 23 Carryforward	FY 23 Additional	FY 24	FY 25	FY 26	FY 27	Future
ARP Funds	$0	$0	$0	$0	$0	$0	$0	$0	$0
Community Invest. Tax II	0	0	0	0	0	0	0	0	0
Community Invest. Tax III	0	0	0	0	0	0	0	0	0
Enterprise Fees	0	0	0	0	0	0	0	0	0
Financing	0	0	0	0	0	0	0	0	0
Gas Taxes	0	0	0	0	0	0	0	0	0
General Revenues-CW	0	0	0	0	0	0	0	0	0
General Revenues-UA	3,107	3,093	14	0	0	0	0	0	0
Grants & County Match	0	0	0	0	0	0	0	0	0
Impact Fees	0	0	0	0	0	0	0	0	0
Mobility Fees	0	0	0	0	0	0	0	0	0
Other	0	0	0	0	0	0	0	0	0
Undetermined	0	0	0	0	0	0	0	0	0
Subtotal FY 23			$14	$0					
Total	**$3,107**	**$3,093**	**$14**		**$0**	**$0**	**$0**	**$0**	**$0**

Uses of Funds (in $000s)	Total Estimated Cost	Prior Expenses	FY 23 Carryforward	FY 23 Additional	FY 24	FY 25	FY 26	FY 27	Future
Capital [1]	$3,107	$3,093	$14	$0	$0	$0	$0	$0	$0
Contributions [2]	0	0	0	0	0	0	0	0	0
Non-Capital [3]	0	0	0	0	0	0	0	0	0
Subtotal FY 23			$14	$0					
Total	**$3,107**	**$3,093**	**$14**		**$0**	**$0**	**$0**	**$0**	**$0**

[1] Capital includes, but is not limited to, expenses related to capitalizable Development, Design, Land Acquisition, Equipment, Construction and Administration required to complete the project.
[2] Contributions includes, but is not limited to, funding through an agreement to other Government Agencies, Youth Organizations, Cultural Service Organizations and other Non-Profit Organizations.
[3] Non-Capital includes, but is not limited to, expenses related to Building Maintenance, Grounds & Landscaping Maintenance, Non-Capitalizable Equipment and other Professional Services.

PROJECT TITLE: ADVANCED TRAFFIC MANAGEMENT SYSTEM IMPROVEMENT PROGRAM (MP)
PROJECT NUMBER: C69602000
CIE REQUIREMENTS: Y
LEVEL OF SERVICE IMPACT: E
PROGRAM: TRANSPORTATION

PROJECT DESCRIPTION:
Project funding for the design and implementation of expansions and enhancements to the County's Intelligent Transportation System (ITS) program, which is comprised of computerized traffic signal control, arterial monitoring and management, and related functions. This includes the Countywide integration of technology upgrades, including realtime communications to signalized intersections and detection to determine travel demands, to be able to provide improved traffic flow, improvements in safety, increased transportation efficiency, enhanced mobility, and reductions in fuel consumption and pollutant emissions. This system uses real-time traffic data from vehicle detectors, intersection controllers, and monitoring video cameras, all routed to one central control system at the County's Traffic Management Center (TMC).

OPERATING COST IMPACT:
Hillsborough County-Wide annual operating and maintenance costs are estimated to be $450,000 per year once all project corridors are completed. This cost includes the daily diagnostic management utilizing the Traffic Management Center software packages to monitor the traffic signals, and operations support for communication repairs, traffic signal optimization with signal timing adjustments, and field maintenance and operations activities.

PROJECT COMPLETION DATE: Ongoing

Neighborhood Community Area:
Countywide

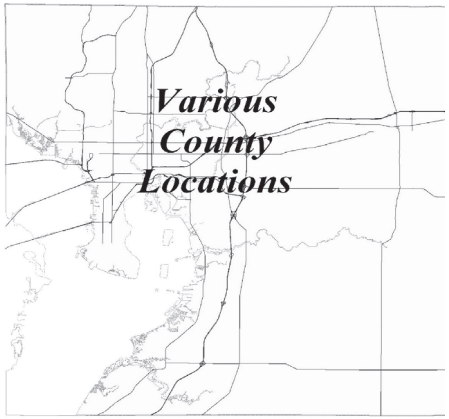

Sources of Funds ($000s)	Total Estimated Sources	Prior Funding	FY 23 Carryforward	FY 23 Additional	FY 24	FY 25	FY 26	FY 27	Future
ARP Funds	$0	$0	$0	$0	$0	$0	$0	$0	$0
Community Invest. Tax II	0	0	0	0	0	0	0	0	0
Community Invest. Tax III	20,488	17,030	2,952	506	0	0	0	0	0
Enterprise Fees	0	0	0	0	0	0	0	0	0
Financing	3,905	245	3,660	0	0	0	0	0	0
Gas Taxes	0	0	0	0	0	0	0	0	0
General Revenues-CW	0	0	0	0	0	0	0	0	0
General Revenues-UA	1,309	1,309	0	0	0	0	0	0	0
Grants & County Match	1,163	1,163	0	0	0	0	0	0	0
Impact Fees	7,075	7,075	0	0	0	0	0	0	0
Mobility Fees	0	0	0	0	0	0	0	0	0
Other	0	0	256	(256)	0	0	0	0	0
Undetermined	39,000	0	0	0	0	0	0	0	39,000
Subtotal FY 23			$6,868	$250					
Total	**$72,938**	**$26,821**	**$7,118**		**$0**	**$0**	**$0**	**$0**	**$39,000**

Uses of Funds ($000s)	Total Estimated Cost	Prior Expenses	FY 23 Carryforward	FY 23 Additional	FY 24	FY 25	FY 26	FY 27	Future
Capital [1]	$72,938	$26,821	$6,868	$250	$0	$0	$0	$0	$39,000
Contributions [2]	0	0	0	0	0	0	0	0	0
Non-Capital [3]	0	0	0	0	0	0	0	0	0
Subtotal FY 23			$6,868	$250					
Total	**$72,938**	**$26,821**	**$7,118**		**$0**	**$0**	**$0**	**$0**	**$39,000**

[1] Capital includes, but is not limited to, expenses related to capitalizable Development, Design, Land Acquisition, Equipment, Construction and Administration required to complete the project.
[2] Contributions includes, but is not limited to, funding through an agreement to other Government Agencies, Youth Organizations, Cultural Service Organizations and other Non-Profit Organizations.
[3] Non-Capital includes, but is not limited to, expenses related to Building Maintenance, Grounds & Landscaping Maintenance, Non-Capitalizable Equipment and other Professional Services.

PROJECT TITLE: APOLLO BEACH BLVD I-75 OVERPASS
PROJECT NUMBER: C69643000
CIE REQUIREMENTS: Y
LEVEL OF SERVICE IMPACT: F
PROGRAM: TRANSPORTATION

PROJECT DESCRIPTION:
Completion of a new 4-lane divided County road, including an overpass over interstate 75 to provide connectivity between US 41 and US 301. Enhance pedestrian safety features, including upgrades to comply with current ADA regulations.

OPERATING COST IMPACT:
Impact on annual operating and maintenance costs is to be determined.

PROJECT COMPLETION DATE: Post Construction

Neighborhood Community Area:
Apollo Beach

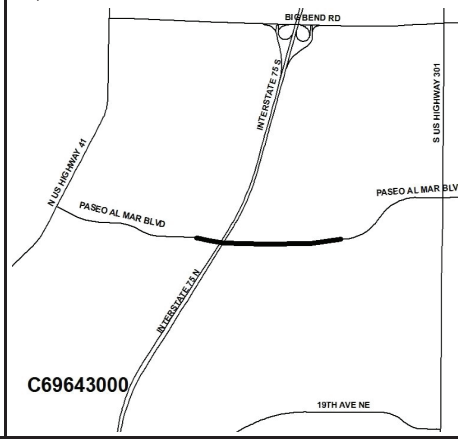

Sources of Funds ($000s)	Total Estimated Sources	Prior Funding	FY 23 Carryforward	FY 23 Additional	FY 24	FY 25	FY 26	FY 27	Future
ARP Funds	$0	$0	$0	$0	$0	$0	$0	$0	$0
Community Invest. Tax II	0	0	0	0	0	0	0	0	0
Community Invest. Tax III	0	0	0	0	0	0	0	0	0
Enterprise Fees	0	0	0	0	0	0	0	0	0
Financing	6,135	4,951	1,184	0	0	0	0	0	0
Gas Taxes	0	0	0	0	0	0	0	0	0
General Revenues-CW	0	0	0	0	0	0	0	0	0
General Revenues-UA	0	0	0	0	0	0	0	0	0
Grants & County Match	18,403	17,311	1,093	0	0	0	0	0	0
Impact Fees	215	0	215	0	0	0	0	0	0
Mobility Fees	2,942	3	2,938	0	0	0	0	0	0
Other	229	229	0	0	0	0	0	0	0
Undetermined	0	0	0	0	0	0	0	0	0
Subtotal FY 23			$5,430	$0					
Total	**$27,923**	**$22,493**	**$5,430**		**$0**	**$0**	**$0**	**$0**	**$0**

Uses of Funds ($000s)	Total Estimated Cost	Prior Expenses	FY 23 Carryforward	FY 23 Additional	FY 24	FY 25	FY 26	FY 27	Future
Capital [1]	$27,923	$22,493	$5,430	$0	$0	$0	$0	$0	$0
Contributions [2]	0	0	0	0	0	0	0	0	0
Non-Capital [3]	0	0	0	0	0	0	0	0	0
Subtotal FY 23			$5,430	$0					
Total	**$27,923**	**$22,493**	**$5,430**		**$0**	**$0**	**$0**	**$0**	**$0**

[1] Capital includes, but is not limited to, expenses related to capitalizable Development, Design, Land Acquisition, Equipment, Construction and Administration required to complete the project.
[2] Contributions includes, but is not limited to, funding through an agreement to other Government Agencies, Youth Organizations, Cultural Service Organizations and other Non-Profit Organizations.
[3] Non-Capital includes, but is not limited to, expenses related to Building Maintenance, Grounds & Landscaping Maintenance, Non-Capitalizable Equipment and other Professional Services.

PROJECT TITLE: BALM BOYETTE/ALAFIA CONNECTOR TRAIL
PROJECT NUMBER: C69685000
CIE REQUIREMENTS: Y
LEVEL OF SERVICE IMPACT: E
PROGRAM: TRANSPORTATION

PROJECT DESCRIPTION:
The alternatives for the alignment of the trail connecting Balm Boyette Scrub Preserve to Alafia River State Park will be evaluated for feasibility, cost, and ability to meet County objectives. Project development and preliminary engineering will be completed for the selected alternative to support concept plans.

OPERATING COST IMPACT:
Impact on annual operating and maintenance costs is to be determined.

PROJECT COMPLETION DATE: TBD

Neighborhood Community Area:
South Rural

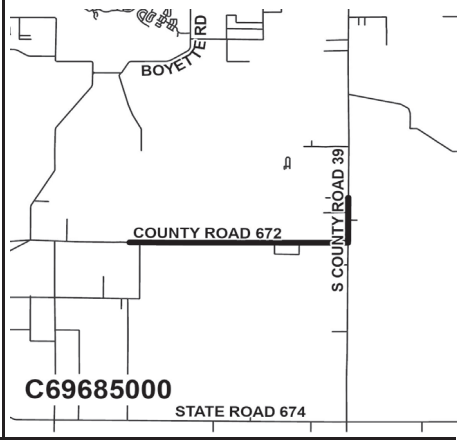

Sources of Funds ($000s)	Total Estimated Sources	Prior Funding	FY 23 Carryforward	FY 23 Additional	FY 24	FY 25	FY 26	FY 27	Future
ARP Funds	$0	$0	$0	$0	$0	$0	$0	$0	$0
Community Invest. Tax II	0	0	0	0	0	0	0	0	0
Community Invest. Tax III	0	0	0	0	0	0	0	0	0
Enterprise Fees	0	0	0	0	0	0	0	0	0
Financing	0	0	0	0	0	0	0	0	0
Gas Taxes	0	0	0	0	0	0	0	0	0
General Revenues-CW	800	86	214	500	0	0	0	0	0
General Revenues-UA	0	0	0	0	0	0	0	0	0
Grants & County Match	0	0	0	0	0	0	0	0	0
Impact Fees	0	0	0	0	0	0	0	0	0
Mobility Fees	0	0	0	0	0	0	0	0	0
Other	0	0	0	0	0	0	0	0	0
Undetermined	0	0	0	0	0	0	0	0	0
Subtotal FY 23			$214	$500					
Total	**$800**	**$86**	**$714**		**$0**	**$0**	**$0**	**$0**	**$0**

Uses of Funds ($000s)	Total Estimated Cost	Prior Expenses	FY 23 Carryforward	FY 23 Additional	FY 24	FY 25	FY 26	FY 27	Future
Capital [1]	$800	$86	$214	$500	$0	$0	$0	$0	$0
Contributions [2]	0	0	0	0	0	0	0	0	0
Non-Capital [3]	0	0	0	0	0	0	0	0	0
Subtotal FY 23			$214	$500					
Total	**$800**	**$86**	**$714**		**$0**	**$0**	**$0**	**$0**	**$0**

[1] Capital includes, but is not limited to, expenses related to capitalizable Development, Design, Land Acquisition, Equipment, Construction and Administration required to complete the project.
[2] Contributions includes, but is not limited to, funding through an agreement to other Government Agencies, Youth Organizations, Cultural Service Organizations and other Non-Profit Organizations.
[3] Non-Capital includes, but is not limited to, expenses related to Building Maintenance, Grounds & Landscaping Maintenance, Non-Capitalizable Equipment and other Professional Services.

PROJECT TITLE: BELL SHOALS ROAD CORRIDOR IMPROVEMENTS (BLOOMINGDALE TO BOYETTE)
PROJECT NUMBER: C69112000
CIE REQUIREMENTS: Y
LEVEL OF SERVICE IMPACT: E
PROGRAM: TRANSPORTATION

PROJECT DESCRIPTION:
Project will include completion of a new four lane divided county road including enhancements to pedestrian safety features to comply with current ADA regulations.

OPERATING COST IMPACT:
Annual operating and maintenance costs are estimated to be $29,000 per year.

PROJECT COMPLETION DATE: Apr 2023

Neighborhood Community Area:
Brandon

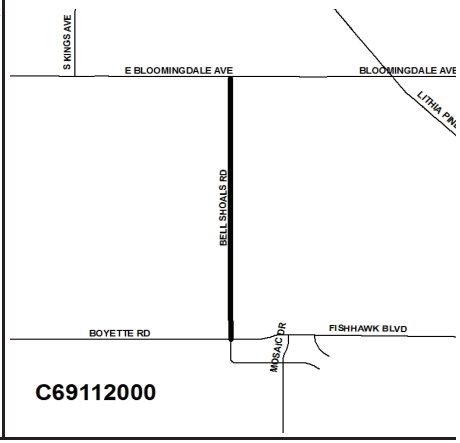

Sources of Funds ($000s)	Total Estimated Sources	Prior Funding	FY 23 Carryforward	FY 23 Additional	FY 24	FY 25	FY 26	FY 27	Future
ARP Funds	$0	$0	$0	$0	$0	$0	$0	$0	$0
Community Invest. Tax II	3,124	3,080	44	0	0	0	0	0	0
Community Invest. Tax III	26,657	21,166	5,490	0	0	0	0	0	0
Enterprise Fees	0	0	0	0	0	0	0	0	0
Financing	13,749	11,792	1,957	0	0	0	0	0	0
Gas Taxes	489	450	39	0	0	0	0	0	0
General Revenues-CW	0	0	0	0	0	0	0	0	0
General Revenues-UA	3,147	3,147	0	0	0	0	0	0	0
Grants & County Match	758	79	679	0	0	0	0	0	0
Impact Fees	1,795	672	1,323	(200)	0	0	0	0	0
Mobility Fees	7,747	0	7,547	200	0	0	0	0	0
Other	16,315	16,159	156	0	0	0	0	0	0
Undetermined	0	0	0	0	0	0	0	0	0
Subtotal FY 23			$17,236	$0					
Total	**$73,782**	**$56,546**	**$17,236**		**$0**	**$0**	**$0**	**$0**	**$0**

Uses of Funds ($000s)	Total Estimated Cost	Prior Expenses	FY 23 Carryforward	FY 23 Additional	FY 24	FY 25	FY 26	FY 27	Future
Capital [1]	$73,782	$56,546	$17,236	$0	$0	$0	$0	$0	$0
Contributions [2]	0	0	0	0	0	0	0	0	0
Non-Capital [3]	0	0	0	0	0	0	0	0	0
Subtotal FY 23			$17,236	$0					
Total	**$73,782**	**$56,546**	**$17,236**		**$0**	**$0**	**$0**	**$0**	**$0**

[1] Capital includes, but is not limited to, expenses related to capitalizable Development, Design, Land Acquisition, Equipment, Construction and Administration required to complete the project.
[2] Contributions includes, but is not limited to, funding through an agreement to other Government Agencies, Youth Organizations, Cultural Service Organizations and other Non-Profit Organizations.
[3] Non-Capital includes, but is not limited to, expenses related to Building Maintenance, Grounds & Landscaping Maintenance, Non-Capitalizable Equipment and other Professional Services.

PROJECT TITLE:
BIG BEND ROAD CORRIDOR IMPROVEMENTS
CIE REQUIREMENTS: Y
LEVEL OF SERVICE IMPACT: E

PROJECT NUMBER: C69647000

PROGRAM: TRANSPORTATION

PROJECT DESCRIPTION:
Widening of Big Bend Road, a 4-lane divided road to 6-lanes from US 41 to Covington Garden Dr. and Simmons Loop to US 301. The improvements will include bicycle, bus facilities and enhancement pedestrian safety features, including wide sidewalks and enhanced corsswalks and signals. Stormrwater drainage will also be improved.

OPERATING COST IMPACT:
Impact on annual operating and maintenance costs is to be determined.

PROJECT COMPLETION DATE: Jun 2025

Neighborhood Community Area:
Apollo Beach, Gibsonton

Sources of Funds (in $000s)	Total Estimated Sources	Prior Funding	FY 23 Carryforward	FY 23 Additional	FY 24	FY 25	FY 26	FY 27	Future
ARP Funds	$0	$0	$0	$0	$0	$0	$0	$0	$0
Community Invest. Tax II	0	0	0	0	0	0	0	0	0
Community Invest. Tax III	0	0	0	0	0	0	0	0	0
Enterprise Fees	0	0	0	0	0	0	0	0	0
Financing	13,374	2,280	11,094	0	0	0	0	0	0
Gas Taxes	0	0	0	0	0	0	0	0	0
General Revenues-CW	0	0	0	0	0	0	0	0	0
General Revenues-UA	0	0	0	0	0	0	0	0	0
Grants & County Match	826	0	16	810	0	0	0	0	0
Impact Fees	5,042	538	2,504	2,000	0	0	0	0	0
Mobility Fees	6,322	270	88	5,964	0	0	0	0	0
Other	6,788	0	6,561	226	0	0	0	0	0
Undetermined	0	0	0	0	0	0	0	0	0
Subtotal FY 23			$20,263	$9,000					
Total	**$32,352**	**$3,088**	**$29,263**		**$0**	**$0**	**$0**	**$0**	**$0**

Uses of Funds (in $000s)	Total Estimated Cost	Prior Expenses	FY 23 Carryforward	FY 23 Additional	FY 24	FY 25	FY 26	FY 27	Future
Capital [1]	$32,352	$3,088	$20,263	$9,000	$0	$0	$0	$0	$0
Contributions [2]	0	0	0	0	0	0	0	0	0
Non-Capital [3]	0	0	0	0	0	0	0	0	0
Subtotal FY 23			$20,263	$9,000					
Total	**$32,352**	**$3,088**	**$29,263**		**$0**	**$0**	**$0**	**$0**	**$0**

[1] Capital includes, but is not limited to, expenses related to capitalizable Development, Design, Land Acquisition, Equipment, Construction and Administration required to complete the project.
[2] Contributions includes, but is not limited to, funding through an agreement to other Government Agencies, Youth Organizations, Cultural Service Organizations and other Non-Profit Organizations.
[3] Non-Capital includes, but is not limited to, expenses related to Building Maintenance, Grounds & Landscaping Maintenance, Non-Capitalizable Equipment and other Professional Services.

PROJECT TITLE:
BIG BEND/I-75 INTERCHANGE IMPROVEMENTS
CIE REQUIREMENTS: Y
LEVEL OF SERVICE IMPACT: E

PROJECT NUMBER: C69657000

PROGRAM: TRANSPORTATION

PROJECT DESCRIPTION:
The Hillsborough County PD&E Study will analyze the needs and impacts of widening Big Bend Road from four to six lanes. The FDOT Design-Build Project at the I-75/Big Bend Rd Interchange will revise the geometric design to reduce the number of conflicts within the interchange, increase roadway capacity and improve lighting conditions.

OPERATING COST IMPACT:
Impact on annual operating and maintenance costs is to be determined.

PROJECT COMPLETION DATE: Dec 2024

Neighborhood Community Area:
Apollo Beach, Riverview

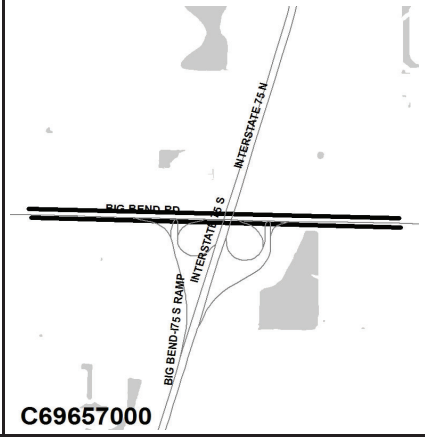

Sources of Funds (in $000s)	Total Estimated Sources	Prior Funding	FY 23 Carryforward	FY 23 Additional	FY 24	FY 25	FY 26	FY 27	Future
ARP Funds	$0	$0	$0	$0	$0	$0	$0	$0	$0
Community Invest. Tax II	0	0	0	0	0	0	0	0	0
Community Invest. Tax III	0	0	0	0	0	0	0	0	0
Enterprise Fees	0	0	0	0	0	0	0	0	0
Financing	33,634	32,557	47,776	(46,700)	0	0	0	0	0
Gas Taxes	0	0	0	0	0	0	0	0	0
General Revenues-CW	0	0	0	0	0	0	0	0	0
General Revenues-UA	0	0	0	0	0	0	0	0	0
Grants & County Match	25,000	25,000	0	0	0	0	0	0	0
Impact Fees	2,650	734	1,916	0	0	0	0	0	0
Mobility Fees	0	0	0	0	0	0	0	0	0
Other	1,681	0	0	1,681	0	0	0	0	0
Undetermined	0	0	0	0	0	0	0	0	0
Subtotal FY 23			$49,692	($45,019)					
Total	**$62,965**	**$58,292**	**$4,673**		**$0**	**$0**	**$0**	**$0**	**$0**

Uses of Funds (in $000s)	Total Estimated Cost	Prior Expenses	FY 23 Carryforward	FY 23 Additional	FY 24	FY 25	FY 26	FY 27	Future
Capital [1]	$62,965	$58,292	$49,692	($45,019)	$0	$0	$0	$0	$0
Contributions [2]	0	0	0	0	0	0	0	0	0
Non-Capital [3]	0	0	0	0	0	0	0	0	0
Subtotal FY 23			$49,692	($45,019)					
Total	**$62,965**	**$58,292**	**$4,673**		**$0**	**$0**	**$0**	**$0**	**$0**

[1] Capital includes, but is not limited to, expenses related to capitalizable Development, Design, Land Acquisition, Equipment, Construction and Administration required to complete the project.
[2] Contributions includes, but is not limited to, funding through an agreement to other Government Agencies, Youth Organizations, Cultural Service Organizations and other Non-Profit Organizations.
[3] Non-Capital includes, but is not limited to, expenses related to Building Maintenance, Grounds & Landscaping Maintenance, Non-Capitalizable Equipment and other Professional Services.

PROJECT TITLE:
BRIDGE AND GUARDRAIL PROGRAM (MP)
CIE REQUIREMENTS: Y
LEVEL OF SERVICE IMPACT: E

PROJECT NUMBER: C69677000
PROGRAM: TRANSPORTATION

PROJECT DESCRIPTION:
Rehabilitation and repair of County bridges and guardrail in various locations within County Right-Of-Way.

OPERATING COST IMPACT:
Impact on annual operating and maintenance costs is to be determined.

PROJECT COMPLETION DATE: Ongoing

Neighborhood Community Area:
Countywide

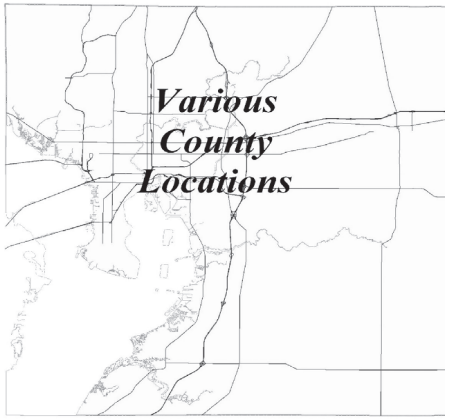

Sources of Funds (in $000s)	Total Estimated Sources	Prior Funding	FY 23 Carryforward	FY 23 Additional	FY 24	FY 25	FY 26	FY 27	Future
ARP Funds	$0	$0	$0	$0	$0	$0	$0	$0	$0
Community Invest. Tax II	0	0	0	0	0	0	0	0	0
Community Invest. Tax III	0	0	0	0	0	0	0	0	0
Enterprise Fees	0	0	0	0	0	0	0	0	0
Financing	579	579	0	0	0	0	0	0	0
Gas Taxes	4,000	544	456	2,200	200	200	200	200	0
General Revenues-CW	572	0	572	0	0	0	0	0	0
General Revenues-UA	7,948	1,691	2,257	4,000	0	0	0	0	0
Grants & County Match	0	0	0	0	0	0	0	0	0
Impact Fees	0	0	0	0	0	0	0	0	0
Mobility Fees	0	0	0	0	0	0	0	0	0
Other	0	0	0	0	0	0	0	0	0
Undetermined	30,600	0	0	0	0	0	0	0	30,600
Subtotal FY 23			$3,284	$6,200					
Total	**$43,699**	**$2,814**	**$9,484**		**$200**	**$200**	**$200**	**$200**	**$30,600**

Uses of Funds (in $000s)	Total Estimated Cost	Prior Expenses	FY 23 Carryforward	FY 23 Additional	FY 24	FY 25	FY 26	FY 27	Future
Capital [1]	$43,699	$2,814	$3,284	$6,200	$200	$200	$200	$200	$30,600
Contributions [2]	0	0	0	0	0	0	0	0	0
Non-Capital [3]	0	0	0	0	0	0	0	0	0
Subtotal FY 23			$3,284	$6,200					
Total	**$43,699**	**$2,814**	**$9,484**		**$200**	**$200**	**$200**	**$200**	**$30,600**

[1] Capital includes, but is not limited to, expenses related to capitalizable Development, Design, Land Acquisition, Equipment, Construction and Administration required to complete the project.
[2] Contributions includes, but is not limited to, funding through an agreement to other Government Agencies, Youth Organizations, Cultural Service Organizations and other Non-Profit Organizations.
[3] Non-Capital includes, but is not limited to, expenses related to Building Maintenance, Grounds & Landscaping Maintenance, Non-Capitalizable Equipment and other Professional Services.

PROJECT TITLE:
BRIDGE AND GUARDRAIL REHABILITATION AND REPAIR (MP)
CIE REQUIREMENTS: Y
LEVEL OF SERVICE IMPACT: M

PROJECT NUMBER: C62120000
PROGRAM: TRANSPORTATION

PROJECT DESCRIPTION:
Rehabilitation and repair of County bridges and guardrail in various locations within County Right-Of-Way.

OPERATING COST IMPACT:
Impact on annual operating and maintenance costs is to be determined.

PROJECT COMPLETION DATE: Ongoing

Neighborhood Community Area:
Countywide

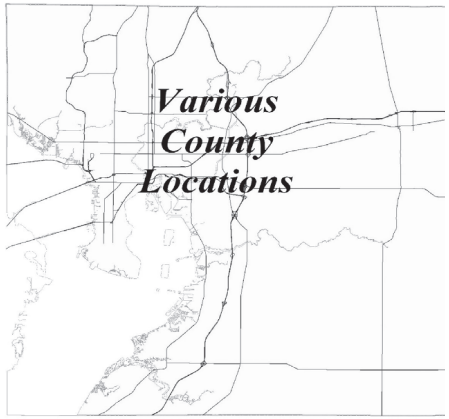

Sources of Funds (in $000s)	Total Estimated Sources	Prior Funding	FY 23 Carryforward	FY 23 Additional	FY 24	FY 25	FY 26	FY 27	Future
ARP Funds	$0	$0	$0	$0	$0	$0	$0	$0	$0
Community Invest. Tax II	0	0	0	0	0	0	0	0	0
Community Invest. Tax III	0	0	0	0	0	0	0	0	0
Enterprise Fees	0	0	0	0	0	0	0	0	0
Financing	337	337	0	0	0	0	0	0	0
Gas Taxes	1,275	1,222	53	0	0	0	0	0	0
General Revenues-CW	0	0	0	0	0	0	0	0	0
General Revenues-UA	10,458	10,148	310	0	0	0	0	0	0
Grants & County Match	0	0	0	0	0	0	0	0	0
Impact Fees	0	0	0	0	0	0	0	0	0
Mobility Fees	0	0	0	0	0	0	0	0	0
Other	0	0	0	0	0	0	0	0	0
Undetermined	0	0	0	0	0	0	0	0	0
Subtotal FY 23			$364	$0					
Total	**$12,071**	**$11,707**	**$364**		**$0**	**$0**	**$0**	**$0**	**$0**

Uses of Funds (in $000s)	Total Estimated Cost	Prior Expenses	FY 23 Carryforward	FY 23 Additional	FY 24	FY 25	FY 26	FY 27	Future
Capital [1]	$12,071	$11,707	$364	$0	$0	$0	$0	$0	$0
Contributions [2]	0	0	0	0	0	0	0	0	0
Non-Capital [3]	0	0	0	0	0	0	0	0	0
Subtotal FY 23			$364	$0					
Total	**$12,071**	**$11,707**	**$364**		**$0**	**$0**	**$0**	**$0**	**$0**

[1] Capital includes, but is not limited to, expenses related to capitalizable Development, Design, Land Acquisition, Equipment, Construction and Administration required to complete the project.
[2] Contributions includes, but is not limited to, funding through an agreement to other Government Agencies, Youth Organizations, Cultural Service Organizations and other Non-Profit Organizations.
[3] Non-Capital includes, but is not limited to, expenses related to Building Maintenance, Grounds & Landscaping Maintenance, Non-Capitalizable Equipment and other Professional Services.

PROJECT TITLE:
BRIDGE IMPROVEMENTS (MP)
CIE REQUIREMENTS: Y
LEVEL OF SERVICE IMPACT: M

PROJECT NUMBER: C69200000

PROGRAM: TRANSPORTATION

PROJECT DESCRIPTION:
Community Investment Tax funds allocated to bridge rehabilitation and replacement projects in various locations across the County.

OPERATING COST IMPACT:
No impact on annual operating and maintenance costs is anticipated.

PROJECT COMPLETION DATE: Ongoing

Neighborhood Community Area:
Countywide

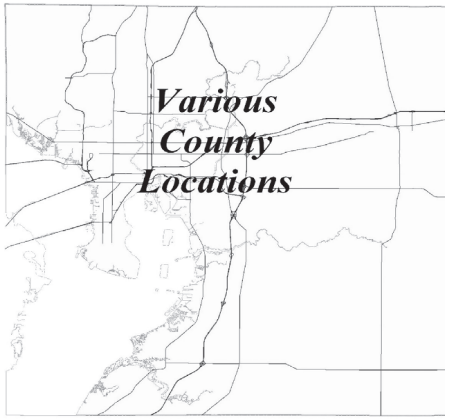

Sources of Funds (in $000s)	Total Estimated Sources	Prior Funding	FY 23 Carryforward	FY 23 Additional	FY 24	FY 25	FY 26	FY 27	Future
ARP Funds	$0	$0	$0	$0	$0	$0	$0	$0	$0
Community Invest. Tax II	0	0	0	0	0	0	0	0	0
Community Invest. Tax III	20,510	4,573	14,938	1,000	0	0	0	0	0
Enterprise Fees	0	0	0	0	0	0	0	0	0
Financing	6,000	2,178	3,822	0	0	0	0	0	0
Gas Taxes	0	0	0	0	0	0	0	0	0
General Revenues-CW	0	0	0	0	0	0	0	0	0
General Revenues-UA	0	0	0	0	0	0	0	0	0
Grants & County Match	0	0	0	0	0	0	0	0	0
Impact Fees	0	0	0	0	0	0	0	0	0
Mobility Fees	0	0	0	0	0	0	0	0	0
Other	0	0	0	0	0	0	0	0	0
Undetermined	24,400	0	0	0	0	0	0	0	24,400
Subtotal FY 23			$18,759	$1,000					
Total	**$50,910**	**$6,751**	**$19,759**		**$0**	**$0**	**$0**	**$0**	**$24,400**

Uses of Funds (in $000s)	Total Estimated Cost	Prior Expenses	FY 23 Carryforward	FY 23 Additional	FY 24	FY 25	FY 26	FY 27	Future
Capital [1]	$50,910	$6,751	$18,759	$1,000	$0	$0	$0	$0	$24,400
Contributions [2]	0	0	0	0	0	0	0	0	0
Non-Capital [3]	0	0	0	0	0	0	0	0	0
Subtotal FY 23			$18,759	$1,000					
Total	**$50,910**	**$6,751**	**$19,759**		**$0**	**$0**	**$0**	**$0**	**$24,400**

[1] Capital includes, but is not limited to, expenses related to capitalizable Development, Design, Land Acquisition, Equipment, Construction and Administration required to complete the project.
[2] Contributions includes, but is not limited to, funding through an agreement to other Government Agencies, Youth Organizations, Cultural Service Organizations and other Non-Profit Organizations.
[3] Non-Capital includes, but is not limited to, expenses related to Building Maintenance, Grounds & Landscaping Maintenance, Non-Capitalizable Equipment and other Professional Services.

PROJECT TITLE:
CALUSA TRACE NEIGHBORHOOD RESURFACING
CIE REQUIREMENTS: Y
LEVEL OF SERVICE IMPACT: M

PROJECT NUMBER: C69686000

PROGRAM: TRANSPORTATION

PROJECT DESCRIPTION:
Repave various roadways and construct pedestrian improvements along Avocet Drive, Bittern Avenue, Gulfwinds Drive, Oriole Street, and Sparrows Nest Drive in the community of Lutz.

OPERATING COST IMPACT:
Impact on annual operating and maintenance costs is to be determined.

PROJECT COMPLETION DATE: Post Construction

Neighborhood Community Area:
Lutz

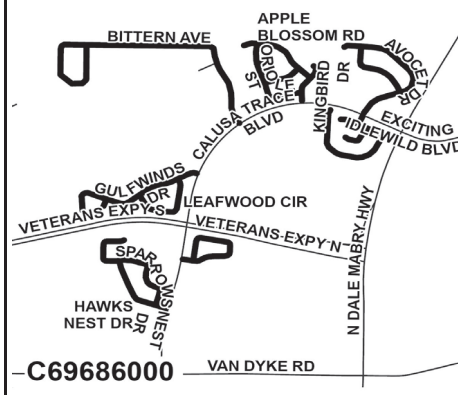

Sources of Funds (in $000s)	Total Estimated Sources	Prior Funding	FY 23 Carryforward	FY 23 Additional	FY 24	FY 25	FY 26	FY 27	Future
ARP Funds	$0	$0	$0	$0	$0	$0	$0	$0	$0
Community Invest. Tax II	0	0	0	0	0	0	0	0	0
Community Invest. Tax III	0	0	0	0	0	0	0	0	0
Enterprise Fees	0	0	0	0	0	0	0	0	0
Financing	0	0	0	0	0	0	0	0	0
Gas Taxes	0	0	0	0	0	0	0	0	0
General Revenues-CW	0	0	0	0	0	0	0	0	0
General Revenues-UA	964	807	157	0	0	0	0	0	0
Grants & County Match	0	0	0	0	0	0	0	0	0
Impact Fees	0	0	0	0	0	0	0	0	0
Mobility Fees	0	0	0	0	0	0	0	0	0
Other	0	0	0	0	0	0	0	0	0
Undetermined	0	0	0	0	0	0	0	0	0
Subtotal FY 23			$157	$0					
Total	**$964**	**$807**	**$157**		**$0**	**$0**	**$0**	**$0**	**$0**

Uses of Funds (in $000s)	Total Estimated Cost	Prior Expenses	FY 23 Carryforward	FY 23 Additional	FY 24	FY 25	FY 26	FY 27	Future
Capital [1]	$964	$807	$157	$0	$0	$0	$0	$0	$0
Contributions [2]	0	0	0	0	0	0	0	0	0
Non-Capital [3]	0	0	0	0	0	0	0	0	0
Subtotal FY 23			$157	$0					
Total	**$964**	**$807**	**$157**		**$0**	**$0**	**$0**	**$0**	**$0**

[1] Capital includes, but is not limited to, expenses related to capitalizable Development, Design, Land Acquisition, Equipment, Construction and Administration required to complete the project.
[2] Contributions includes, but is not limited to, funding through an agreement to other Government Agencies, Youth Organizations, Cultural Service Organizations and other Non-Profit Organizations.
[3] Non-Capital includes, but is not limited to, expenses related to Building Maintenance, Grounds & Landscaping Maintenance, Non-Capitalizable Equipment and other Professional Services.

PROJECT TITLE: CITRUS PARK DRIVE CORRIDOR IMPROVEMENTS (COUNTRYWAY BLVD TO SHELDON RD)
PROJECT NUMBER: C61134000
CIE REQUIREMENTS: Y
LEVEL OF SERVICE IMPACT: E
PROGRAM: TRANSPORTATION

PROJECT DESCRIPTION:
Project is for project development and enviromental study, design, land acquisition and construction of the extension of Citrus Park Drive from Countryway Boulevard to Sheldon Road as a four-lane divided road. The approximate distance of the extension is 2.82 miles.

OPERATING COST IMPACT:
Impact on annual operating and maintenance costs is to be determined.

PROJECT COMPLETION DATE: Post Construction

Neighborhood Community Area:
Northwest Hillsborough

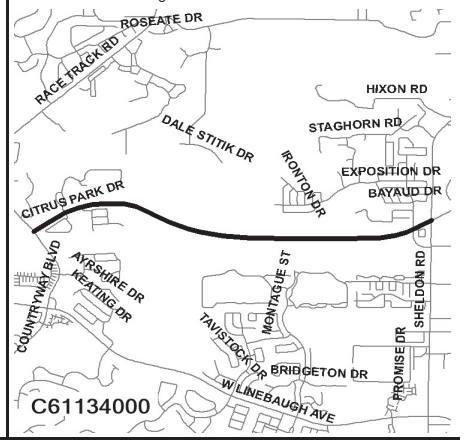

Sources of Funds ($000s)	Total Estimated Sources	Prior Funding	FY 23 Carryforward	FY 23 Additional	FY 24	FY 25	FY 26	FY 27	Future
ARP Funds	$0	$0	$0	$0	$0	$0	$0	$0	$0
Community Invest. Tax II	0	0	0	0	0	0	0	0	0
Community Invest. Tax III	12,740	12,619	121	0	0	0	0	0	0
Enterprise Fees	12	12	0	0	0	0	0	0	0
Financing	36,023	35,645	378	0	0	0	0	0	0
Gas Taxes	700	700	0	0	0	0	0	0	0
General Revenues-CW	0	0	0	0	0	0	0	0	0
General Revenues-UA	5,909	5,909	0	0	0	0	0	0	0
Grants & County Match	0	0	0	0	0	0	0	0	0
Impact Fees	3,100	3,100	0	0	0	0	0	0	0
Mobility Fees	2,300	2,300	0	0	0	0	0	0	0
Other	2,817	2,817	0	0	0	0	0	0	0
Undetermined	0	0	0	0	0	0	0	0	0
Subtotal FY 23			$499	$0					
Total	**$63,602**	**$63,102**	**$499**		**$0**	**$0**	**$0**	**$0**	**$0**

Uses of Funds ($000s)	Total Estimated Cost	Prior Expenses	FY 23 Carryforward	FY 23 Additional	FY 24	FY 25	FY 26	FY 27	Future
Capital [1]	$63,602	$63,102	$499	$0	$0	$0	$0	$0	$0
Contributions [2]	0	0	0	0	0	0	0	0	0
Non-Capital [3]	0	0	0	0	0	0	0	0	0
Subtotal FY 23			$499	$0					
Total	**$63,602**	**$63,102**	**$499**		**$0**	**$0**	**$0**	**$0**	**$0**

[1] Capital includes, but is not limited to, expenses related to capitalizable Development, Design, Land Acquisition, Equipment, Construction and Administration required to complete the project.
[2] Contributions includes, but is not limited to, funding through an agreement to other Government Agencies, Youth Organizations, Cultural Service Organizations and other Non-Profit Organizations.
[3] Non-Capital includes, but is not limited to, expenses related to Building Maintenance, Grounds & Landscaping Maintenance, Non-Capitalizable Equipment and other Professional Services.

PROJECT TITLE: CORRIDOR SAFETY RETROFIT IMPROVEMENTS (MP)
PROJECT NUMBER: C69682000
CIE REQUIREMENTS: Y
LEVEL OF SERVICE IMPACT: E
PROGRAM: TRANSPORTATION

PROJECT DESCRIPTION:
Countywide low cost safety retrofit improvements in high injury crash and high safety risk locations. Includes safety enhancements with major road resurfacing projects.

OPERATING COST IMPACT:
No impact on annual operating and maintenance costs is anticipated.

PROJECT COMPLETION DATE: Ongoing

Neighborhood Community Area:
Countywide

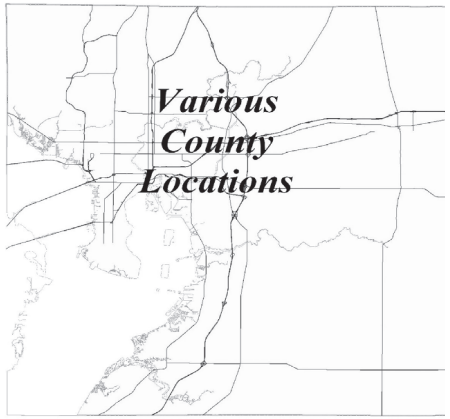

Sources of Funds ($000s)	Total Estimated Sources	Prior Funding	FY 23 Carryforward	FY 23 Additional	FY 24	FY 25	FY 26	FY 27	Future
ARP Funds	$0	$0	$0	$0	$0	$0	$0	$0	$0
Community Invest. Tax II	0	0	0	0	0	0	0	0	0
Community Invest. Tax III	0	0	0	0	0	0	0	0	0
Enterprise Fees	0	0	0	0	0	0	0	0	0
Financing	0	0	0	0	0	0	0	0	0
Gas Taxes	1,500	25	225	250	250	250	250	250	0
General Revenues-CW	0	0	0	0	0	0	0	0	0
General Revenues-UA	0	0	0	0	0	0	0	0	0
Grants & County Match	0	0	0	0	0	0	0	0	0
Impact Fees	0	0	0	0	0	0	0	0	0
Mobility Fees	0	0	0	0	0	0	0	0	0
Other	0	0	0	0	0	0	0	0	0
Undetermined	12,400	0	0	0	0	0	0	0	12,400
Subtotal FY 23			$225	$250					
Total	**$13,900**	**$25**	**$475**		**$250**	**$250**	**$250**	**$250**	**$12,400**

Uses of Funds ($000s)	Total Estimated Cost	Prior Expenses	FY 23 Carryforward	FY 23 Additional	FY 24	FY 25	FY 26	FY 27	Future
Capital [1]	$13,900	$25	$225	$250	$250	$250	$250	$250	$12,400
Contributions [2]	0	0	0	0	0	0	0	0	0
Non-Capital [3]	0	0	0	0	0	0	0	0	0
Subtotal FY 23			$225	$250					
Total	**$13,900**	**$25**	**$475**		**$250**	**$250**	**$250**	**$250**	**$12,400**

[1] Capital includes, but is not limited to, expenses related to capitalizable Development, Design, Land Acquisition, Equipment, Construction and Administration required to complete the project.
[2] Contributions includes, but is not limited to, funding through an agreement to other Government Agencies, Youth Organizations, Cultural Service Organizations and other Non-Profit Organizations.
[3] Non-Capital includes, but is not limited to, expenses related to Building Maintenance, Grounds & Landscaping Maintenance, Non-Capitalizable Equipment and other Professional Services.

PROJECT TITLE:
EAST 131ST AVE. CORRIDOR IMPROVEMENTS (NORTH 30TH ST. TO US 41)
CIE REQUIREMENTS: Y
LEVEL OF SERVICE IMPACT: E

PROJECT NUMBER: C69642000
PROGRAM: TRANSPORTATION

PROJECT DESCRIPTION:
Complete Streets enhancement of E 131st Avenue, a 2-lane undivided road, from N 30th Street to US 41, including turn lane improvements, and enhanced pedestrian, bicycle and bus facilities.

OPERATING COST IMPACT:
Impact on annual operating and maintenance costs is to be determined.

PROJECT COMPLETION DATE: TBD

Neighborhood Community Area:
University Area Community

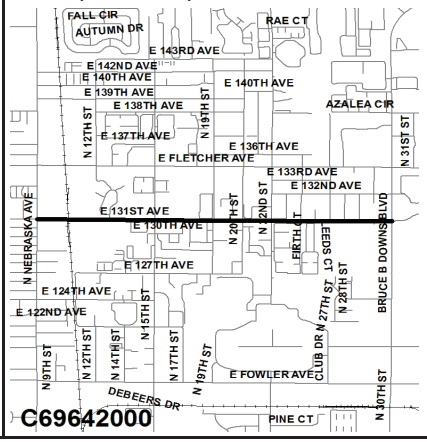

Sources of Funds ($000s)	Total Estimated Sources	Prior Funding	FY 23 Carryforward	FY 23 Additional	FY 24	FY 25	FY 26	FY 27	Future
ARP Funds	$0	$0	$0	$0	$0	$0	$0	$0	$0
Community Invest. Tax II	0	0	0	0	0	0	0	0	0
Community Invest. Tax III	0	0	0	0	0	0	0	0	0
Enterprise Fees	0	0	0	0	0	0	0	0	0
Financing	4,479	800	3,679	0	0	0	0	0	0
Gas Taxes	0	0	0	0	0	0	0	0	0
General Revenues-CW	0	0	0	0	0	0	0	0	0
General Revenues-UA	0	0	0	0	0	0	0	0	0
Grants & County Match	0	0	0	0	0	0	0	0	0
Impact Fees	0	0	0	0	0	0	0	0	0
Mobility Fees	600	600	0	0	0	0	0	0	0
Other	0	0	0	0	0	0	0	0	0
Undetermined	17,600	0	0	0	0	0	0	0	17,600
Subtotal FY 23			$3,679	$0					
Total	**$22,679**	**$1,400**	**$3,679**		**$0**	**$0**	**$0**	**$0**	**$17,600**

Uses of Funds ($000s)	Total Estimated Cost	Prior Expenses	FY 23 Carryforward	FY 23 Additional	FY 24	FY 25	FY 26	FY 27	Future
Capital [1]	$22,679	$1,400	$3,679	$0	$0	$0	$0	$0	$17,600
Contributions [2]	0	0	0	0	0	0	0	0	0
Non-Capital [3]	0	0	0	0	0	0	0	0	0
Subtotal FY 23			$3,679	$0					
Total	**$22,679**	**$1,400**	**$3,679**		**$0**	**$0**	**$0**	**$0**	**$17,600**

[1] Capital includes, but is not limited to, expenses related to capitalizable Development, Design, Land Acquisition, Equipment, Construction and Administration required to complete the project.
[2] Contributions includes, but is not limited to, funding through an agreement to other Government Agencies, Youth Organizations, Cultural Service Organizations and other Non-Profit Organizations.
[3] Non-Capital includes, but is not limited to, expenses related to Building Maintenance, Grounds & Landscaping Maintenance, Non-Capitalizable Equipment and other Professional Services.

PROJECT TITLE:
HARTLINE CAPITAL ALLOCATION
CIE REQUIREMENTS: Y
LEVEL OF SERVICE IMPACT: M

PROJECT NUMBER: C61010000
PROGRAM: TRANSPORTATION

PROJECT DESCRIPTION:
The contribution from impact fees reflects amounts payable to HARTline, at the discretion of the BOCC, pursuant to and in accordance with interlocal agreement.

OPERATING COST IMPACT:
There will be no operating cost impact to the County.

PROJECT COMPLETION DATE: Ongoing

Neighborhood Community Area:
Countywide

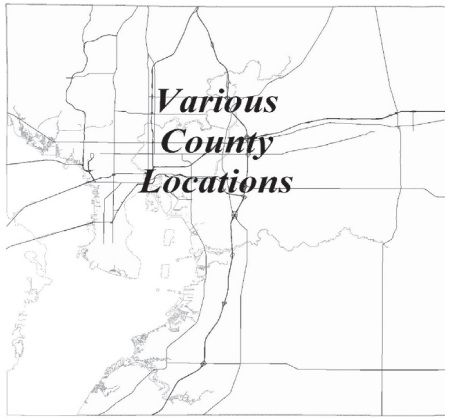

Sources of Funds ($000s)	Total Estimated Sources	Prior Funding	FY 23 Carryforward	FY 23 Additional	FY 24	FY 25	FY 26	FY 27	Future
ARP Funds	$0	$0	$0	$0	$0	$0	$0	$0	$0
Community Invest. Tax II	0	0	0	0	0	0	0	0	0
Community Invest. Tax III	0	0	0	0	0	0	0	0	0
Enterprise Fees	0	0	0	0	0	0	0	0	0
Financing	0	0	0	0	0	0	0	0	0
Gas Taxes	0	0	0	0	0	0	0	0	0
General Revenues-CW	0	0	0	0	0	0	0	0	0
General Revenues-UA	75	75	0	0	0	0	0	0	0
Grants & County Match	0	0	0	0	0	0	0	0	0
Impact Fees	5,029	4,181	614	47	47	47	47	47	0
Mobility Fees	0	0	0	0	0	0	0	0	0
Other	0	0	0	0	0	0	0	0	0
Undetermined	0	0	0	0	0	0	0	0	0
Subtotal FY 23			$614	$47					
Total	**$5,104**	**$4,256**	**$661**		**$47**	**$47**	**$47**	**$47**	**$0**

Uses of Funds ($000s)	Total Estimated Cost	Prior Expenses	FY 23 Carryforward	FY 23 Additional	FY 24	FY 25	FY 26	FY 27	Future
Capital [1]	$75	$75	$0	$0	$0	$0	$0	$0	$0
Contributions [2]	5,026	4,178	614	47	47	47	47	47	0
Non-Capital [3]	3	3	0	0	0	0	0	0	0
Subtotal FY 23			$614	$47					
Total	**$5,104**	**$4,256**	**$661**		**$47**	**$47**	**$47**	**$47**	**$0**

[1] Capital includes, but is not limited to, expenses related to capitalizable Development, Design, Land Acquisition, Equipment, Construction and Administration required to complete the project.
[2] Contributions includes, but is not limited to, funding through an agreement to other Government Agencies, Youth Organizations, Cultural Service Organizations and other Non-Profit Organizations.
[3] Non-Capital includes, but is not limited to, expenses related to Building Maintenance, Grounds & Landscaping Maintenance, Non-Capitalizable Equipment and other Professional Services.

PROJECT TITLE:
INTERSECTION CAPITAL IMPROVEMENT PROGRAM (MP)
CIE REQUIREMENTS: Y
LEVEL OF SERVICE IMPACT: E

PROJECT NUMBER: C69679000
PROGRAM: TRANSPORTATION

PROJECT DESCRIPTION:
Countywide operation and safety improvements to the roadway system through intersection and access enhancements in high crash and high congestion locations. Projects include new, additional and lengthened turn lanes, new and enhanced medians, new and enhanced traffic signals and signal alternatives, and various other access and vehicle progression improvements.

OPERATING COST IMPACT:
Impact on annual operating and maintenance costs is to be determined.

PROJECT COMPLETION DATE: Ongoing

Neighborhood Community Area:
Countywide

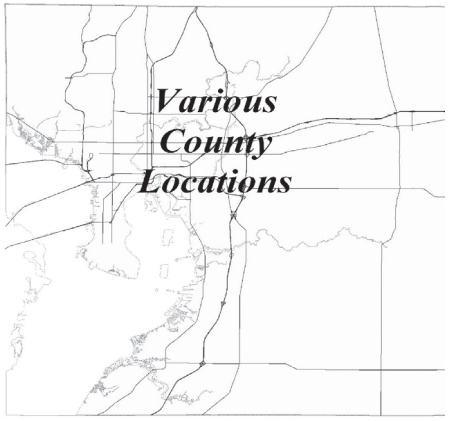

Sources of Funds (in $000s)	Total Estimated Sources	Prior Funding	FY 23 Carryforward	FY 23 Additional	FY 24	FY 25	FY 26	FY 27	Future
ARP Funds	$0	$0	$0	$0	$0	$0	$0	$0	$0
Community Invest. Tax II	0	0	0	0	0	0	0	0	0
Community Invest. Tax III	0	0	0	0	0	0	0	0	0
Enterprise Fees	0	0	0	0	0	0	0	0	0
Financing	34,607	7,816	18,791	8,000	0	0	0	0	0
Gas Taxes	96	79	16	0	0	0	0	0	0
General Revenues-CW	0	0	0	0	0	0	0	0	0
General Revenues-UA	7,476	6,780	644	52	0	0	0	0	0
Grants & County Match	867	0	141	726	0	0	0	0	0
Impact Fees	1,952	823	1,139	(10)	0	0	0	0	0
Mobility Fees	47,674	1,683	9,742	6,658	14,521	12,454	2,617	0	0
Other	179	8	0	171	0	0	0	0	0
Undetermined	0	0	0	0	0	0	0	0	0
Subtotal FY 23			$30,473	$15,596					
Total	**$92,850**	**$17,189**	**$46,070**		**$14,521**	**$12,454**	**$2,617**	**$0**	**$0**

Uses of Funds (in $000s)	Total Estimated Cost	Prior Expenses	FY 23 Carryforward	FY 23 Additional	FY 24	FY 25	FY 26	FY 27	Future
Capital [1]	$92,850	$17,189	$30,473	$15,596	$14,521	$12,454	$2,617	$0	$0
Contributions [2]	0	0	0	0	0	0	0	0	0
Non-Capital [3]	0	0	0	0	0	0	0	0	0
Subtotal FY 23			$30,473	$15,596					
Total	**$92,850**	**$17,189**	**$46,070**		**$14,521**	**$12,454**	**$2,617**	**$0**	**$0**

[1] Capital includes, but is not limited to, expenses related to capitalizable Development, Design, Land Acquisition, Equipment, Construction and Administration required to complete the project.
[2] Contributions includes, but is not limited to, funding through an agreement to other Government Agencies, Youth Organizations, Cultural Service Organizations and other Non-Profit Organizations.
[3] Non-Capital includes, but is not limited to, expenses related to Building Maintenance, Grounds & Landscaping Maintenance, Non-Capitalizable Equipment and other Professional Services.

PROJECT TITLE:
INTERSECTION IMPROVEMENT PROGRAM (MP)
CIE REQUIREMENTS: Y
LEVEL OF SERVICE IMPACT: E

PROJECT NUMBER: C69600000
PROGRAM: TRANSPORTATION

PROJECT DESCRIPTION:
Funding for a group of Intersection projects throughout Hillsborough County as shown in the annual prioritized Intersection Program Master Plan. Projects may include new, additional and lengthened turn lanes, new and enhanced medians, new and enhanced traffic signals and signal alternatives, and various other access and vehicle progression improvements.

OPERATING COST IMPACT:
Annual operating and maintenance costs for incremental projects are estimated to be $100,000.

PROJECT COMPLETION DATE: Ongoing

Neighborhood Community Area:
Countywide

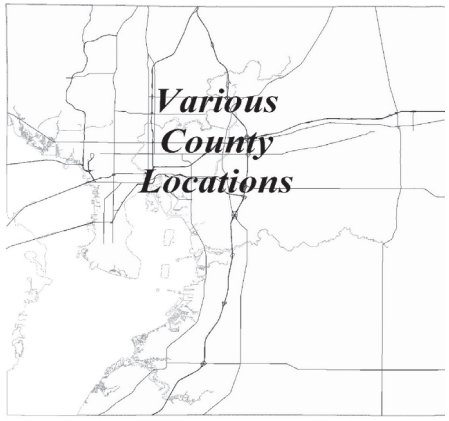

Sources of Funds (in $000s)	Total Estimated Sources	Prior Funding	FY 23 Carryforward	FY 23 Additional	FY 24	FY 25	FY 26	FY 27	Future
ARP Funds	$0	$0	$0	$0	$0	$0	$0	$0	$0
Community Invest. Tax II	0	0	0	0	0	0	0	0	0
Community Invest. Tax III	48,998	32,046	15,446	1,506	0	0	0	0	0
Enterprise Fees	399	399	0	0	0	0	0	0	0
Financing	0	0	0	0	0	0	0	0	0
Gas Taxes	0	0	0	0	0	0	0	0	0
General Revenues-CW	0	0	0	0	0	0	0	0	0
General Revenues-UA	3,218	3,137	80	0	0	0	0	0	0
Grants & County Match	1,088	581	508	0	0	0	0	0	0
Impact Fees	16,290	16,162	128	0	0	0	0	0	0
Mobility Fees	12,448	50	3,070	5,384	2,068	1,876	0	0	0
Other	408	326	82	0	0	0	0	0	0
Undetermined	6,000	0	0	0	0	0	0	0	6,000
Subtotal FY 23			$19,314	$6,890					
Total	**$88,850**	**$52,701**	**$26,204**		**$2,068**	**$1,876**	**$0**	**$0**	**$6,000**

Uses of Funds (in $000s)	Total Estimated Cost	Prior Expenses	FY 23 Carryforward	FY 23 Additional	FY 24	FY 25	FY 26	FY 27	Future
Capital [1]	$88,850	$52,701	$19,314	$6,890	$2,068	$1,876	$0	$0	$6,000
Contributions [2]	0	0	0	0	0	0	0	0	0
Non-Capital [3]	0	0	0	0	0	0	0	0	0
Subtotal FY 23			$19,314	$6,890					
Total	**$88,850**	**$52,701**	**$26,204**		**$2,068**	**$1,876**	**$0**	**$0**	**$6,000**

[1] Capital includes, but is not limited to, expenses related to capitalizable Development, Design, Land Acquisition, Equipment, Construction and Administration required to complete the project.
[2] Contributions includes, but is not limited to, funding through an agreement to other Government Agencies, Youth Organizations, Cultural Service Organizations and other Non-Profit Organizations.
[3] Non-Capital includes, but is not limited to, expenses related to Building Maintenance, Grounds & Landscaping Maintenance, Non-Capitalizable Equipment and other Professional Services.

PROJECT TITLE: INTERSECTION OPERATION AND SAFETY PROGRAM (MP)
PROJECT NUMBER: C69645000
CIE REQUIREMENTS: Y
LEVEL OF SERVICE IMPACT: E
PROGRAM: TRANSPORTATION

PROJECT DESCRIPTION:
Countywide operation and safety improvements to the roadway system through intersection and access enhancements in high crash and high congestion locations. Projects include new, additional and lengthened turn lanes, new and enhanced medians, new and enhanced traffic signals and signal alternatives, and various other access and vehicle progression improvements.

OPERATING COST IMPACT:
Impact on annual operating and maintenance costs is to be determined.

PROJECT COMPLETION DATE: Ongoing

Neighborhood Community Area:
Countywide

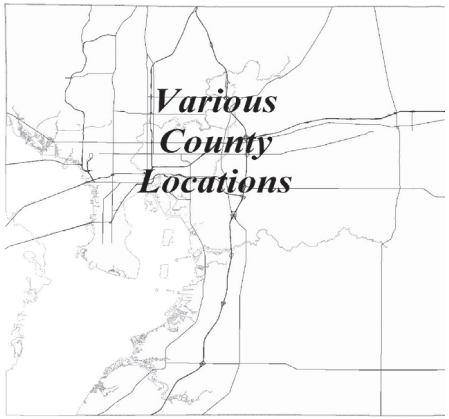

Sources of Funds (in $000s)	Total Estimated Sources	Prior Funding	FY 23 Carryforward	FY 23 Additional	FY 24	FY 25	FY 26	FY 27	Future
ARP Funds	$0	$0	$0	$0	$0	$0	$0	$0	$0
Community Invest. Tax II	0	0	0	0	0	0	0	0	0
Community Invest. Tax III	0	0	0	0	0	0	0	0	0
Enterprise Fees	0	0	0	0	0	0	0	0	0
Financing	0	0	0	0	0	0	0	0	0
Gas Taxes	1,781	1,781	0	0	0	0	0	0	0
General Revenues-CW	0	0	0	0	0	0	0	0	0
General Revenues-UA	7,637	7,238	400	0	0	0	0	0	0
Grants & County Match	0	0	0	0	0	0	0	0	0
Impact Fees	0	0	0	0	0	0	0	0	0
Mobility Fees	0	0	0	0	0	0	0	0	0
Other	1,437	1,437	0	0	0	0	0	0	0
Undetermined	0	0	0	0	0	0	0	0	0
Subtotal FY 23			$400	$0					
Total	**$10,856**	**$10,456**	**$400**		**$0**	**$0**	**$0**	**$0**	**$0**

Uses of Funds (in $000s)	Total Estimated Cost	Prior Expenses	FY 23 Carryforward	FY 23 Additional	FY 24	FY 25	FY 26	FY 27	Future
Capital [1]	$10,856	$10,456	$400	$0	$0	$0	$0	$0	$0
Contributions [2]	0	0	0	0	0	0	0	0	0
Non-Capital [3]	0	0	0	0	0	0	0	0	0
Subtotal FY 23			$400	$0					
Total	**$10,856**	**$10,456**	**$400**		**$0**	**$0**	**$0**	**$0**	**$0**

[1] Capital includes, but is not limited to, expenses related to capitalizable Development, Design, Land Acquisition, Equipment, Construction and Administration required to complete the project.
[2] Contributions includes, but is not limited to, funding through an agreement to other Government Agencies, Youth Organizations, Cultural Service Organizations and other Non-Profit Organizations.
[3] Non-Capital includes, but is not limited to, expenses related to Building Maintenance, Grounds & Landscaping Maintenance, Non-Capitalizable Equipment and other Professional Services.

PROJECT TITLE: LITHIA PINECREST RD CORRIDOR IMPROVEMENTS (FISHHAWK BLVD TO LUMSDEN AVE)
PROJECT NUMBER: C69649000
CIE REQUIREMENTS: Y
LEVEL OF SERVICE IMPACT: E
PROGRAM: TRANSPORTATION

PROJECT DESCRIPTION:
An ongoing Preliminary Engineering Report will provide improvement recommendations. Improvements may include converting the unsignalized intersection to a signal on Lithia Pinecrest Road at Adelaide Ave. Sidewalks will be added or replaced to improve pedestrian connectivity through the corridor specifically, ADA ramps, curbing and pavement markings.

OPERATING COST IMPACT:
Impact on annual operating and maintenance costs is to be determined.

PROJECT COMPLETION DATE: TBD

Neighborhood Community Area:
Brandon, Valrico, Boyette

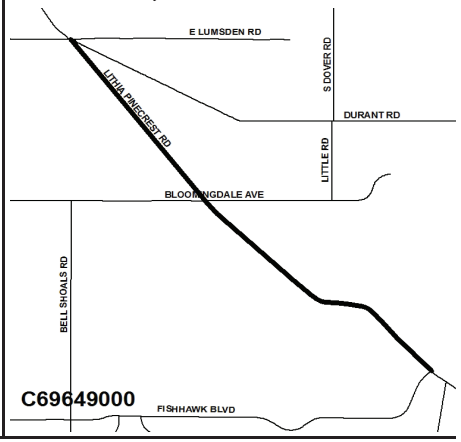

Sources of Funds (in $000s)	Total Estimated Sources	Prior Funding	FY 23 Carryforward	FY 23 Additional	FY 24	FY 25	FY 26	FY 27	Future
ARP Funds	$0	$0	$0	$0	$0	$0	$0	$0	$0
Community Invest. Tax II	0	0	0	0	0	0	0	0	0
Community Invest. Tax III	0	0	0	0	0	0	0	0	0
Enterprise Fees	0	0	0	0	0	0	0	0	0
Financing	0	0	0	0	0	0	0	0	0
Gas Taxes	0	0	0	0	0	0	0	0	0
General Revenues-CW	0	0	0	0	0	0	0	0	0
General Revenues-UA	0	0	0	0	0	0	0	0	0
Grants & County Match	0	0	0	0	0	0	0	0	0
Impact Fees	1,655	282	1,373	0	0	0	0	0	0
Mobility Fees	4,295	0	4,295	0	0	0	0	0	0
Other	34	0	0	34	0	0	0	0	0
Undetermined	99,298	0	0	0	0	0	0	0	99,298
Subtotal FY 23			$5,668	$34					
Total	**$105,282**	**$282**	**$5,702**		**$0**	**$0**	**$0**	**$0**	**$99,298**

Uses of Funds (in $000s)	Total Estimated Cost	Prior Expenses	FY 23 Carryforward	FY 23 Additional	FY 24	FY 25	FY 26	FY 27	Future
Capital [1]	$105,282	$282	$5,668	$34	$0	$0	$0	$0	$99,298
Contributions [2]	0	0	0	0	0	0	0	0	0
Non-Capital [3]	0	0	0	0	0	0	0	0	0
Subtotal FY 23			$5,668	$34					
Total	**$105,282**	**$282**	**$5,702**		**$0**	**$0**	**$0**	**$0**	**$99,298**

[1] Capital includes, but is not limited to, expenses related to capitalizable Development, Design, Land Acquisition, Equipment, Construction and Administration required to complete the project.
[2] Contributions includes, but is not limited to, funding through an agreement to other Government Agencies, Youth Organizations, Cultural Service Organizations and other Non-Profit Organizations.
[3] Non-Capital includes, but is not limited to, expenses related to Building Maintenance, Grounds & Landscaping Maintenance, Non-Capitalizable Equipment and other Professional Services.

PROJECT TITLE: LUMSDEN RD AT HEATHER LAKE BLVD/PADDOCK CLUB/KENSINGTON RIDGE BLVD INT.
PROJECT NUMBER: C69672000
CIE REQUIREMENTS: Y
LEVEL OF SERVICE IMPACT: M
PROGRAM: TRANSPORTATION

PROJECT DESCRIPTION:
Intersection improvements including, but not limited to, conversion of two-way stop intersection to a signalized intersection, extension of eastbound left turn lane at Kensington Ridge Blvd, and extension of westbound left turn lane at Paddock Club Drive. Sidewalks will be added or replaced to improve pedestrian connectivity through the corridor specifically, ADA ramps, curbing and pavement markings.

OPERATING COST IMPACT:
Impact on annual operating and maintenance costs is to be determined.

PROJECT COMPLETION DATE: Aug 2023

Neighborhood Community Area:
Brandon

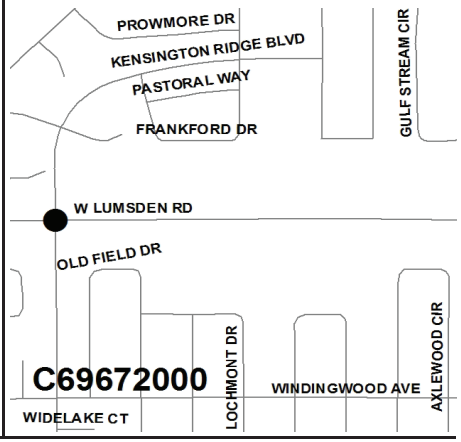

Sources of Funds ($000s)	Total Estimated Sources	Prior Funding	FY 23 Carryforward	FY 23 Additional	FY 24	FY 25	FY 26	FY 27	Future
ARP Funds	$0	$0	$0	$0	$0	$0	$0	$0	$0
Community Invest. Tax II	0	0	0	0	0	0	0	0	0
Community Invest. Tax III	0	0	0	0	0	0	0	0	0
Enterprise Fees	0	0	0	0	0	0	0	0	0
Financing	3	3	0	0	0	0	0	0	0
Gas Taxes	0	0	0	0	0	0	0	0	0
General Revenues-CW	0	0	0	0	0	0	0	0	0
General Revenues-UA	0	0	0	0	0	0	0	0	0
Grants & County Match	0	0	0	0	0	0	0	0	0
Impact Fees	0	0	0	0	0	0	0	0	0
Mobility Fees	3,472	9	3,463	0	0	0	0	0	0
Other	0	0	0	0	0	0	0	0	0
Undetermined	0	0	0	0	0	0	0	0	0
Subtotal FY 23			$3,463	$0					
Total	**$3,474**	**$11**	**$3,463**		**$0**	**$0**	**$0**	**$0**	**$0**

Uses of Funds ($000s)	Total Estimated Cost	Prior Expenses	FY 23 Carryforward	FY 23 Additional	FY 24	FY 25	FY 26	FY 27	Future
Capital [1]	$3,474	$11	$3,463	$0	$0	$0	$0	$0	$0
Contributions [2]	0	0	0	0	0	0	0	0	0
Non-Capital [3]	0	0	0	0	0	0	0	0	0
Subtotal FY 23			$3,463	$0					
Total	**$3,474**	**$11**	**$3,463**		**$0**	**$0**	**$0**	**$0**	**$0**

[1] Capital includes, but is not limited to, expenses related to capitalizable Development, Design, Land Acquisition, Equipment, Construction and Administration required to complete the project.
[2] Contributions includes, but is not limited to, funding through an agreement to other Government Agencies, Youth Organizations, Cultural Service Organizations and other Non-Profit Organizations.
[3] Non-Capital includes, but is not limited to, expenses related to Building Maintenance, Grounds & Landscaping Maintenance, Non-Capitalizable Equipment and other Professional Services.

PROJECT TITLE: MADISON AVENUE IMPROVEMENTS (US 41 TO 78TH STREET)
PROJECT NUMBER: C61150000
CIE REQUIREMENTS: Y
LEVEL OF SERVICE IMPACT: E
PROGRAM: TRANSPORTATION

PROJECT DESCRIPTION:
Enhancement of Madison Avenue between US 41 and 78th Street including improvements to the CSX RR Crossing and existing box culvert extension. Enhance pedestrian safety features, including upgrades to comply with current ADA regulations.

OPERATING COST IMPACT:
Annual operating and maintenance costs are estimated to be $8,000 per year.

PROJECT COMPLETION DATE: TBD

Neighborhood Community Area:
Little Manatee South

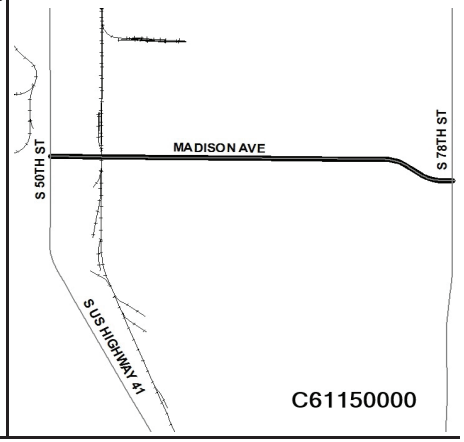

Sources of Funds ($000s)	Total Estimated Sources	Prior Funding	FY 23 Carryforward	FY 23 Additional	FY 24	FY 25	FY 26	FY 27	Future
ARP Funds	$0	$0	$0	$0	$0	$0	$0	$0	$0
Community Invest. Tax II	0	0	0	0	0	0	0	0	0
Community Invest. Tax III	0	0	0	0	0	0	0	0	0
Enterprise Fees	0	0	0	0	0	0	0	0	0
Financing	0	0	0	0	0	0	0	0	0
Gas Taxes	0	0	0	0	0	0	0	0	0
General Revenues-CW	0	0	0	0	0	0	0	0	0
General Revenues-UA	17	17	0	0	0	0	0	0	0
Grants & County Match	1,561	1,363	198	0	0	0	0	0	0
Impact Fees	435	403	31	0	0	0	0	0	0
Mobility Fees	0	0	0	0	0	0	0	0	0
Other	65	0	1,746	(1,681)	0	0	0	0	0
Undetermined	17,915	0	0	0	0	0	0	0	17,915
Subtotal FY 23			$1,976	($1,681)					
Total	**$19,992**	**$1,783**	**$295**		**$0**	**$0**	**$0**	**$0**	**$17,915**

Uses of Funds ($000s)	Total Estimated Cost	Prior Expenses	FY 23 Carryforward	FY 23 Additional	FY 24	FY 25	FY 26	FY 27	Future
Capital [1]	$19,992	$1,783	$1,976	($1,681)	$0	$0	$0	$0	$17,915
Contributions [2]	0	0	0	0	0	0	0	0	0
Non-Capital [3]	0	0	0	0	0	0	0	0	0
Subtotal FY 23			$1,976	($1,681)					
Total	**$19,992**	**$1,783**	**$295**		**$0**	**$0**	**$0**	**$0**	**$17,915**

[1] Capital includes, but is not limited to, expenses related to capitalizable Development, Design, Land Acquisition, Equipment, Construction and Administration required to complete the project.
[2] Contributions includes, but is not limited to, funding through an agreement to other Government Agencies, Youth Organizations, Cultural Service Organizations and other Non-Profit Organizations.
[3] Non-Capital includes, but is not limited to, expenses related to Building Maintenance, Grounds & Landscaping Maintenance, Non-Capitalizable Equipment and other Professional Services.

PROJECT TITLE:
MAYDELL BRIDGE REPLACEMENT
CIE REQUIREMENTS: Y
LEVEL OF SERVICE IMPACT: M

PROJECT NUMBER: C69634000

PROGRAM: TRANSPORTATION

PROJECT DESCRIPTION:
Replace the existing Maydell Bridge, which is currently a structurally deficient two-lane undivided facility with no shoulders and a 4 foot sidewalk. The new bridge will have 8 foot shoulders for vehicular safety and enhanced pedestrian safety features, including a barrier separated 5 foot sidewalk and a 10 foot trail.

OPERATING COST IMPACT:
Impact on annual operating and maintenance costs is to be determined.

PROJECT COMPLETION DATE: Nov 2022

Neighborhood Community Area:
Greater Palm River

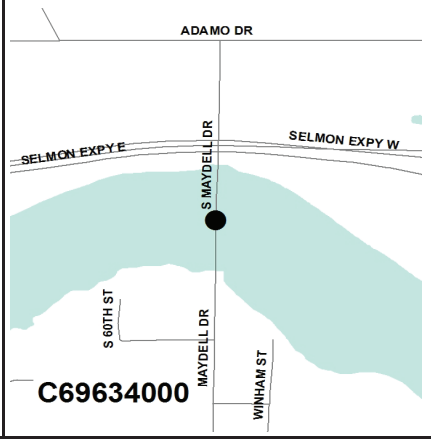

Sources of Funds ($000s)	Total Estimated Sources	Prior Funding	FY 23 Carryforward	FY 23 Additional	FY 24	FY 25	FY 26	FY 27	Future
ARP Funds	$0	$0	$0	$0	$0	$0	$0	$0	$0
Community Invest. Tax II	0	0	0	0	0	0	0	0	0
Community Invest. Tax III	0	0	0	0	0	0	0	0	0
Enterprise Fees	0	0	0	0	0	0	0	0	0
Financing	0	0	0	0	0	0	0	0	0
Gas Taxes	0	0	0	0	0	0	0	0	0
General Revenues-CW	3,514	2,308	1,207	0	0	0	0	0	0
General Revenues-UA	396	164	233	0	0	0	0	0	0
Grants & County Match	6,561	6,561	0	0	0	0	0	0	0
Impact Fees	1,000	787	213	0	0	0	0	0	0
Mobility Fees	1,588	1,588	0	0	0	0	0	0	0
Other	0	0	0	0	0	0	0	0	0
Undetermined	0	0	0	0	0	0	0	0	0
Subtotal FY 23			$1,652	$0					
Total	**$13,060**	**$11,407**	**$1,652**		**$0**	**$0**	**$0**	**$0**	**$0**

Uses of Funds ($000s)	Total Estimated Cost	Prior Expenses	FY 23 Carryforward	FY 23 Additional	FY 24	FY 25	FY 26	FY 27	Future
Capital [1]	$13,060	$11,407	$1,652	$0	$0	$0	$0	$0	$0
Contributions [2]	0	0	0	0	0	0	0	0	0
Non-Capital [3]	0	0	0	0	0	0	0	0	0
Subtotal FY 23			$1,652	$0					
Total	**$13,060**	**$11,407**	**$1,652**		**$0**	**$0**	**$0**	**$0**	**$0**

[1] Capital includes, but is not limited to, expenses related to capitalizable Development, Design, Land Acquisition, Equipment, Construction and Administration required to complete the project.
[2] Contributions includes, but is not limited to, funding through an agreement to other Government Agencies, Youth Organizations, Cultural Service Organizations and other Non-Profit Organizations.
[3] Non-Capital includes, but is not limited to, expenses related to Building Maintenance, Grounds & Landscaping Maintenance, Non-Capitalizable Equipment and other Professional Services.

PROJECT TITLE:
NEW & IMPROVED SIGNALIZATION PROGRAM (MP)
CIE REQUIREMENTS: Y
LEVEL OF SERVICE IMPACT: E

PROJECT NUMBER: C69601000

PROGRAM: TRANSPORTATION

PROJECT DESCRIPTION:
Funding for new and temporary traffic signals throughout Hillsborough County. Temporary signals will be upgraded to full functionality to improve traffic movement. The funding will also include right of way acquisition for mast arms, signals and controller placements along with minor lane improvement for traffic movement.

OPERATING COST IMPACT:
Annual operating and maintenance costs for incremental projects are estimated to be $100,000.

PROJECT COMPLETION DATE: Ongoing

Neighborhood Community Area:
Countywide

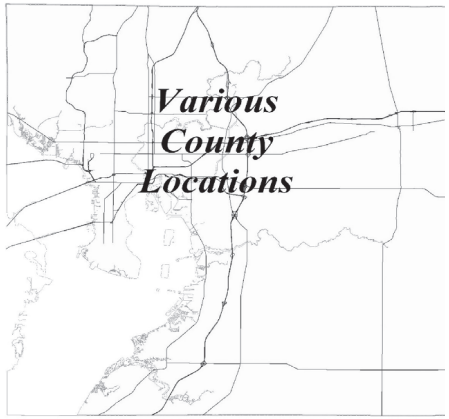

Sources of Funds ($000s)	Total Estimated Sources	Prior Funding	FY 23 Carryforward	FY 23 Additional	FY 24	FY 25	FY 26	FY 27	Future
ARP Funds	$0	$0	$0	$0	$0	$0	$0	$0	$0
Community Invest. Tax II	0	0	0	0	0	0	0	0	0
Community Invest. Tax III	9,123	7,647	1,476	0	0	0	0	0	0
Enterprise Fees	0	0	0	0	0	0	0	0	0
Financing	0	0	0	0	0	0	0	0	0
Gas Taxes	462	462	0	0	0	0	0	0	0
General Revenues-CW	0	0	0	0	0	0	0	0	0
General Revenues-UA	306	306	0	0	0	0	0	0	0
Grants & County Match	2,225	2,093	859	(726)	0	0	0	0	0
Impact Fees	3,055	3,055	0	0	0	0	0	0	0
Mobility Fees	0	0	0	0	0	0	0	0	0
Other	15	0	15	0	0	0	0	0	0
Undetermined	0	0	0	0	0	0	0	0	0
Subtotal FY 23			$2,350	($726)					
Total	**$15,187**	**$13,563**	**$1,623**		**$0**	**$0**	**$0**	**$0**	**$0**

Uses of Funds ($000s)	Total Estimated Cost	Prior Expenses	FY 23 Carryforward	FY 23 Additional	FY 24	FY 25	FY 26	FY 27	Future
Capital [1]	$15,187	$13,563	$2,350	($726)	$0	$0	$0	$0	$0
Contributions [2]	0	0	0	0	0	0	0	0	0
Non-Capital [3]	0	0	0	0	0	0	0	0	0
Subtotal FY 23			$2,350	($726)					
Total	**$15,187**	**$13,563**	**$1,623**		**$0**	**$0**	**$0**	**$0**	**$0**

[1] Capital includes, but is not limited to, expenses related to capitalizable Development, Design, Land Acquisition, Equipment, Construction and Administration required to complete the project.
[2] Contributions includes, but is not limited to, funding through an agreement to other Government Agencies, Youth Organizations, Cultural Service Organizations and other Non-Profit Organizations.
[3] Non-Capital includes, but is not limited to, expenses related to Building Maintenance, Grounds & Landscaping Maintenance, Non-Capitalizable Equipment and other Professional Services.

PROJECT TITLE:
ORIENT ROAD/SLIGH AVENUE TRAFFIC SIGNAL
CIE REQUIREMENTS: Y
LEVEL OF SERVICE IMPACT: E

PROJECT NUMBER: C63520000

PROGRAM: TRANSPORTATION

PROJECT DESCRIPTION:
This project is for design and construction of intersection improvements at Orient Road and Sligh Avenue.

OPERATING COST IMPACT:
Impact on annual operating and maintenance costs is to be determined.

PROJECT COMPLETION DATE: Post Construction

Neighborhood Community Area:
East Lake Orient Park

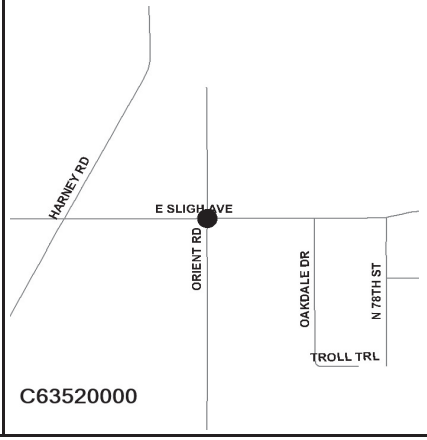

Sources of Funds ($000s)	Total Estimated Sources	Prior Funding	FY 23 Carryforward	FY 23 Additional	FY 24	FY 25	FY 26	FY 27	Future
ARP Funds	$0	$0	$0	$0	$0	$0	$0	$0	$0
Community Invest. Tax II	0	0	0	0	0	0	0	0	0
Community Invest. Tax III	0	0	0	0	0	0	0	0	0
Enterprise Fees	0	0	0	0	0	0	0	0	0
Financing	0	0	0	0	0	0	0	0	0
Gas Taxes	0	0	0	0	0	0	0	0	0
General Revenues-CW	0	0	0	0	0	0	0	0	0
General Revenues-UA	0	0	0	0	0	0	0	0	0
Grants & County Match	691	691	0	0	0	0	0	0	0
Impact Fees	385	253	132	0	0	0	0	0	0
Mobility Fees	1,169	1,169	0	0	0	0	0	0	0
Other	200	200	0	0	0	0	0	0	0
Undetermined	0	0	0	0	0	0	0	0	0
Subtotal FY 23			$132	$0					
Total	**$2,445**	**$2,313**	**$132**		**$0**	**$0**	**$0**	**$0**	**$0**

Uses of Funds ($000s)	Total Estimated Cost	Prior Expenses	FY 23 Carryforward	FY 23 Additional	FY 24	FY 25	FY 26	FY 27	Future
Capital [1]	$2,445	$2,313	$132	$0	$0	$0	$0	$0	$0
Contributions [2]	0	0	0	0	0	0	0	0	0
Non-Capital [3]	0	0	0	0	0	0	0	0	0
Subtotal FY 23			$132	$0					
Total	**$2,445**	**$2,313**	**$132**		**$0**	**$0**	**$0**	**$0**	**$0**

[1] Capital includes, but is not limited to, expenses related to capitalizable Development, Design, Land Acquisition, Equipment, Construction and Administration required to complete the project.
[2] Contributions includes, but is not limited to, funding through an agreement to other Government Agencies, Youth Organizations, Cultural Service Organizations and other Non-Profit Organizations.
[3] Non-Capital includes, but is not limited to, expenses related to Building Maintenance, Grounds & Landscaping Maintenance, Non-Capitalizable Equipment and other Professional Services.

PROJECT TITLE:
OSPREY RIDGE DRIVE RESURFACING
CIE REQUIREMENTS: Y
LEVEL OF SERVICE IMPACT: M

PROJECT NUMBER: C69683000

PROGRAM: TRANSPORTATION

PROJECT DESCRIPTION:
Repave Osprey Ridge Drive/Fishhawk Crossing Boulevard from Fishhawk Boulevard to Dorman Road and construct pedestrian and bicycle improvements along the project alignment.

OPERATING COST IMPACT:
Impact on annual operating and maintenance costs is to be determined.

PROJECT COMPLETION DATE: Post Construction

Neighborhood Community Area:
Boyette

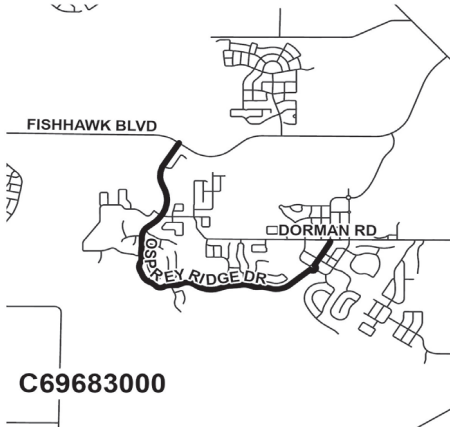

Sources of Funds ($000s)	Total Estimated Sources	Prior Funding	FY 23 Carryforward	FY 23 Additional	FY 24	FY 25	FY 26	FY 27	Future
ARP Funds	$0	$0	$0	$0	$0	$0	$0	$0	$0
Community Invest. Tax II	0	0	0	0	0	0	0	0	0
Community Invest. Tax III	0	0	0	0	0	0	0	0	0
Enterprise Fees	0	0	0	0	0	0	0	0	0
Financing	0	0	0	0	0	0	0	0	0
Gas Taxes	911	0	911	0	0	0	0	0	0
General Revenues-CW	0	0	0	0	0	0	0	0	0
General Revenues-UA	1,420	1,117	303	0	0	0	0	0	0
Grants & County Match	0	0	0	0	0	0	0	0	0
Impact Fees	0	0	0	0	0	0	0	0	0
Mobility Fees	278	0	278	0	0	0	0	0	0
Other	0	0	0	0	0	0	0	0	0
Undetermined	0	0	0	0	0	0	0	0	0
Subtotal FY 23			$1,492	$0					
Total	**$2,609**	**$1,117**	**$1,492**		**$0**	**$0**	**$0**	**$0**	**$0**

Uses of Funds ($000s)	Total Estimated Cost	Prior Expenses	FY 23 Carryforward	FY 23 Additional	FY 24	FY 25	FY 26	FY 27	Future
Capital [1]	$2,609	$1,117	$1,492	$0	$0	$0	$0	$0	$0
Contributions [2]	0	0	0	0	0	0	0	0	0
Non-Capital [3]	0	0	0	0	0	0	0	0	0
Subtotal FY 23			$1,492	$0					
Total	**$2,609**	**$1,117**	**$1,492**		**$0**	**$0**	**$0**	**$0**	**$0**

[1] Capital includes, but is not limited to, expenses related to capitalizable Development, Design, Land Acquisition, Equipment, Construction and Administration required to complete the project.
[2] Contributions includes, but is not limited to, funding through an agreement to other Government Agencies, Youth Organizations, Cultural Service Organizations and other Non-Profit Organizations.
[3] Non-Capital includes, but is not limited to, expenses related to Building Maintenance, Grounds & Landscaping Maintenance, Non-Capitalizable Equipment and other Professional Services.

PROJECT TITLE: PEDESTRIAN SAFETY AND MOBILITY ENHANCEMENT PROGRAM (MP)
PROJECT NUMBER: C69638000
CIE REQUIREMENTS: Y
LEVEL OF SERVICE IMPACT: E
PROGRAM: TRANSPORTATION

PROJECT DESCRIPTION:
Countywide pedestrian facility enhancements to improve safety and mobility for pedestrians and bicyclists in high safety and mobility need locations. Projects include sidewalks near schools, school safety circulation enhancements, new sidewalks on county maintained roadways.

Neighborhood Community Area:
Countywide

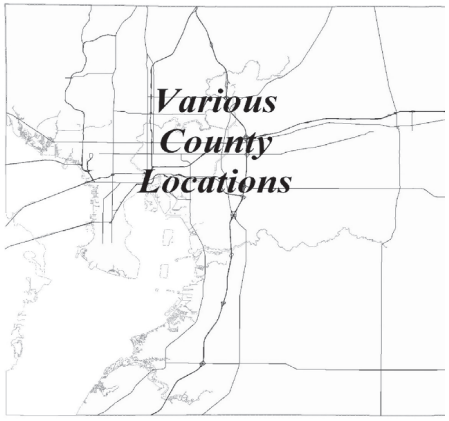

OPERATING COST IMPACT:
Impact on annual operating and maintenance costs is to be determined.

PROJECT COMPLETION DATE: Ongoing

Sources of Funds (in $000s)	Total Estimated Sources	Prior Funding	FY 23 Carryforward	FY 23 Additional	FY 24	FY 25	FY 26	FY 27	Future
ARP Funds	$0	$0	$0	$0	$0	$0	$0	$0	$0
Community Invest. Tax II	0	0	0	0	0	0	0	0	0
Community Invest. Tax III	0	0	0	0	0	0	0	0	0
Enterprise Fees	0	0	0	0	0	0	0	0	0
Financing	14,481	5,555	8,326	600	0	0	0	0	0
Gas Taxes	0	0	0	0	0	0	0	0	0
General Revenues-CW	1,854	1,163	691	0	0	0	0	0	0
General Revenues-UA	2,247	1,303	944	0	0	0	0	0	0
Grants & County Match	0	0	0	0	0	0	0	0	0
Impact Fees	0	0	0	0	0	0	0	0	0
Mobility Fees	13,294	1,415	10,334	1,545	0	0	0	0	0
Other	0	0	0	0	0	0	0	0	0
Undetermined	23,000	0	0	0	0	0	0	0	23,000
Subtotal FY 23			$20,295	$2,145					
Total	**$54,876**	**$9,436**	**$22,440**		**$0**	**$0**	**$0**	**$0**	**$23,000**

Uses of Funds (in $000s)	Total Estimated Cost	Prior Expenses	FY 23 Carryforward	FY 23 Additional	FY 24	FY 25	FY 26	FY 27	Future
Capital [1]	$54,876	$9,436	$20,295	$2,145	$0	$0	$0	$0	$23,000
Contributions [2]	0	0	0	0	0	0	0	0	0
Non-Capital [3]	0	0	0	0	0	0	0	0	0
Subtotal FY 23			$20,295	$2,145					
Total	**$54,876**	**$9,436**	**$22,440**		**$0**	**$0**	**$0**	**$0**	**$23,000**

[1] Capital includes, but is not limited to, expenses related to capitalizable Development, Design, Land Acquisition, Equipment, Construction and Administration required to complete the project.
[2] Contributions includes, but is not limited to, funding through an agreement to other Government Agencies, Youth Organizations, Cultural Service Organizations and other Non-Profit Organizations.
[3] Non-Capital includes, but is not limited to, expenses related to Building Maintenance, Grounds & Landscaping Maintenance, Non-Capitalizable Equipment and other Professional Services.

PROJECT TITLE: ROADWAY PAVEMENT PRESERVATION - ARP ACT REVENUE RECOVERY FUNDS (MP)
PROJECT NUMBER: C69684000
CIE REQUIREMENTS: Y
LEVEL OF SERVICE IMPACT: M
PROGRAM: TRANSPORTATION

PROJECT DESCRIPTION:
Annual pavement condition inspection, routine repairs, preventive maintenance treatments and road repaving projects necessary to maintain the County's roads in a safe and serviceable condition for the lowest cost to the community. This project is funded by the American Rescue Plan.

Neighborhood Community Area:
Countywide

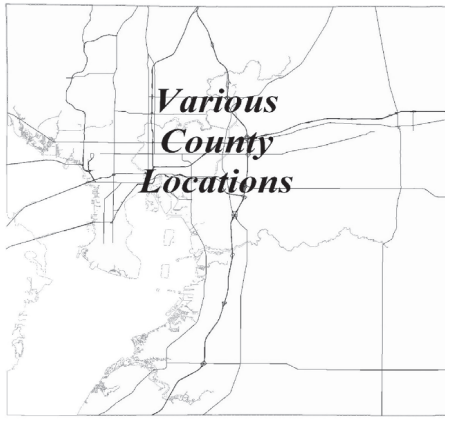

OPERATING COST IMPACT:
Impact on annual operating and maintenance costs is to be determined.

PROJECT COMPLETION DATE: Ongoing

Sources of Funds (in $000s)	Total Estimated Sources	Prior Funding	FY 23 Carryforward	FY 23 Additional	FY 24	FY 25	FY 26	FY 27	Future
ARP Funds	$40,000	$8,000	$32,000	$0	$0	$0	$0	$0	$0
Community Invest. Tax II	0	0	0	0	0	0	0	0	0
Community Invest. Tax III	0	0	0	0	0	0	0	0	0
Enterprise Fees	0	0	0	0	0	0	0	0	0
Financing	0	0	0	0	0	0	0	0	0
Gas Taxes	0	0	0	0	0	0	0	0	0
General Revenues-CW	0	0	0	0	0	0	0	0	0
General Revenues-UA	0	0	0	0	0	0	0	0	0
Grants & County Match	0	0	0	0	0	0	0	0	0
Impact Fees	0	0	0	0	0	0	0	0	0
Mobility Fees	0	0	0	0	0	0	0	0	0
Other	0	0	0	0	0	0	0	0	0
Undetermined	0	0	0	0	0	0	0	0	0
Subtotal FY 23			$32,000	$0					
Total	**$40,000**	**$8,000**	**$32,000**		**$0**	**$0**	**$0**	**$0**	**$0**

Uses of Funds (in $000s)	Total Estimated Cost	Prior Expenses	FY 23 Carryforward	FY 23 Additional	FY 24	FY 25	FY 26	FY 27	Future
Capital [1]	$40,000	$8,000	$32,000	$0	$0	$0	$0	$0	$0
Contributions [2]	0	0	0	0	0	0	0	0	0
Non-Capital [3]	0	0	0	0	0	0	0	0	0
Subtotal FY 23			$32,000	$0					
Total	**$40,000**	**$8,000**	**$32,000**		**$0**	**$0**	**$0**	**$0**	**$0**

[1] Capital includes, but is not limited to, expenses related to capitalizable Development, Design, Land Acquisition, Equipment, Construction and Administration required to complete the project.
[2] Contributions includes, but is not limited to, funding through an agreement to other Government Agencies, Youth Organizations, Cultural Service Organizations and other Non-Profit Organizations.
[3] Non-Capital includes, but is not limited to, expenses related to Building Maintenance, Grounds & Landscaping Maintenance, Non-Capitalizable Equipment and other Professional Services.

PROJECT TITLE:
ROADWAY PAVEMENT PRESERVATION PROGRAM (MP)
CIE REQUIREMENTS: Y
LEVEL OF SERVICE IMPACT: M

PROJECT NUMBER: C69631000

PROGRAM: TRANSPORTATION

PROJECT DESCRIPTION:
Annual pavement condition inspection, routine repairs, preventive maintenance treatments and road repaving projects necessary to maintain the County's roads in a safe and serviceable condition for the lowest cost to the community.

OPERATING COST IMPACT:
Impact on annual operating and maintenance costs is to be determined.

PROJECT COMPLETION DATE: Ongoing

Neighborhood Community Area:
Countywide

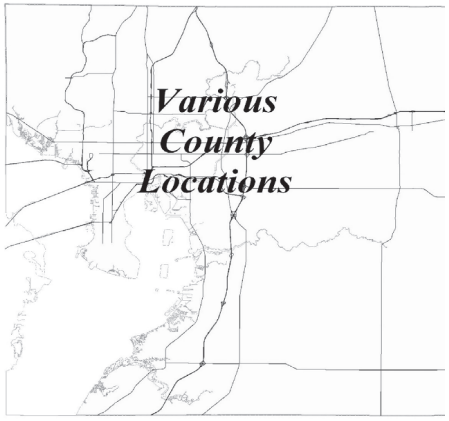

Sources of Funds ($000s)	Total Estimated Sources	Prior Funding	FY 23 Carryforward	FY 23 Additional	FY 24	FY 25	FY 26	FY 27	Future
ARP Funds	$0	$0	$0	$0	$0	$0	$0	$0	$0
Community Invest. Tax II	0	0	0	0	0	0	0	0	0
Community Invest. Tax III	0	0	0	0	0	0	0	0	0
Enterprise Fees	0	0	0	0	0	0	0	0	0
Financing	14,655	14,655	0	0	0	0	0	0	0
Gas Taxes	101,781	69,584	5,131	5,466	5,400	5,400	5,400	5,400	0
General Revenues-CW	590	590	0	0	0	0	0	0	0
General Revenues-UA	50,192	48,304	1,888	0	0	0	0	0	0
Grants & County Match	334	0	334	0	0	0	0	0	0
Impact Fees	0	0	0	0	0	0	0	0	0
Mobility Fees	0	0	0	0	0	0	0	0	0
Other	0	0	0	0	0	0	0	0	0
Undetermined	154,800	0	0	0	0	0	0	0	154,800
Subtotal FY 23			$7,353	$5,466					
Total	**$322,353**	**$133,134**	**$12,819**		**$5,400**	**$5,400**	**$5,400**	**$5,400**	**$154,800**

Uses of Funds ($000s)	Total Estimated Cost	Prior Expenses	FY 23 Carryforward	FY 23 Additional	FY 24	FY 25	FY 26	FY 27	Future
Capital [1]	$322,353	$133,134	$7,353	$5,466	$5,400	$5,400	$5,400	$5,400	$154,800
Contributions [2]	0	0	0	0	0	0	0	0	0
Non-Capital [3]	0	0	0	0	0	0	0	0	0
Subtotal FY 23			$7,353	$5,466					
Total	**$322,353**	**$133,134**	**$12,819**		**$5,400**	**$5,400**	**$5,400**	**$5,400**	**$154,800**

[1] Capital includes, but is not limited to, expenses related to capitalizable Development, Design, Land Acquisition, Equipment, Construction and Administration required to complete the project.
[2] Contributions includes, but is not limited to, funding through an agreement to other Government Agencies, Youth Organizations, Cultural Service Organizations and other Non-Profit Organizations.
[3] Non-Capital includes, but is not limited to, expenses related to Building Maintenance, Grounds & Landscaping Maintenance, Non-Capitalizable Equipment and other Professional Services.

PROJECT TITLE:
SAFE ROUTES TO SCHOOL PROGRAMS (MP)
CIE REQUIREMENTS: Y
LEVEL OF SERVICE IMPACT: E

PROJECT NUMBER: C69676000

PROGRAM: TRANSPORTATION

PROJECT DESCRIPTION:
Projects include sidewalks near schools, school safety circulation enhancements, new sidewalks on county roads, new and enhanced pedestrian crossings, signs and pavement markings.

OPERATING COST IMPACT:
Impact on annual operating and maintenance costs is to be determined.

PROJECT COMPLETION DATE: Ongoing

Neighborhood Community Area:
Countywide

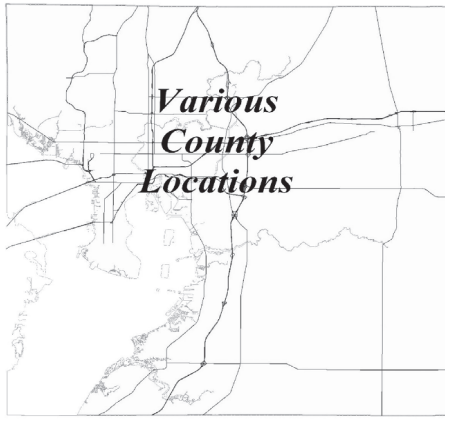

Sources of Funds ($000s)	Total Estimated Sources	Prior Funding	FY 23 Carryforward	FY 23 Additional	FY 24	FY 25	FY 26	FY 27	Future
ARP Funds	$0	$0	$0	$0	$0	$0	$0	$0	$0
Community Invest. Tax II	0	0	0	0	0	0	0	0	0
Community Invest. Tax III	0	0	0	0	0	0	0	0	0
Enterprise Fees	0	0	0	0	0	0	0	0	0
Financing	17,662	1,919	5,143	10,600	0	0	0	0	0
Gas Taxes	0	0	0	0	0	0	0	0	0
General Revenues-CW	0	0	0	0	0	0	0	0	0
General Revenues-UA	0	0	0	0	0	0	0	0	0
Grants & County Match	0	0	0	0	0	0	0	0	0
Impact Fees	0	0	0	0	0	0	0	0	0
Mobility Fees	11,016	444	2,769	7,168	635	0	0	0	0
Other	600	589	11	0	0	0	0	0	0
Undetermined	7,800	0	0	0	0	0	0	0	7,800
Subtotal FY 23			$7,923	$17,768					
Total	**$37,078**	**$2,952**	**$25,691**		**$635**	**$0**	**$0**	**$0**	**$7,800**

Uses of Funds ($000s)	Total Estimated Cost	Prior Expenses	FY 23 Carryforward	FY 23 Additional	FY 24	FY 25	FY 26	FY 27	Future
Capital [1]	$37,078	$2,952	$7,923	$17,768	$635	$0	$0	$0	$7,800
Contributions [2]	0	0	0	0	0	0	0	0	0
Non-Capital [3]	0	0	0	0	0	0	0	0	0
Subtotal FY 23			$7,923	$17,768					
Total	**$37,078**	**$2,952**	**$25,691**		**$635**	**$0**	**$0**	**$0**	**$7,800**

[1] Capital includes, but is not limited to, expenses related to capitalizable Development, Design, Land Acquisition, Equipment, Construction and Administration required to complete the project.
[2] Contributions includes, but is not limited to, funding through an agreement to other Government Agencies, Youth Organizations, Cultural Service Organizations and other Non-Profit Organizations.
[3] Non-Capital includes, but is not limited to, expenses related to Building Maintenance, Grounds & Landscaping Maintenance, Non-Capitalizable Equipment and other Professional Services.

PROJECT TITLE: SIDEWALK IMPROVEMENTS - ARP ACT 3 FUNDS (MP)
PROJECT NUMBER: C69688000
CIE REQUIREMENTS: Y
LEVEL OF SERVICE IMPACT: E
PROGRAM: TRANSPORTATION

PROJECT DESCRIPTION:
This project will repair existing sidewalks and upgrade sidewalks to be ADA compliant across Hillsborough County

Neighborhood Community Area:
Countywide

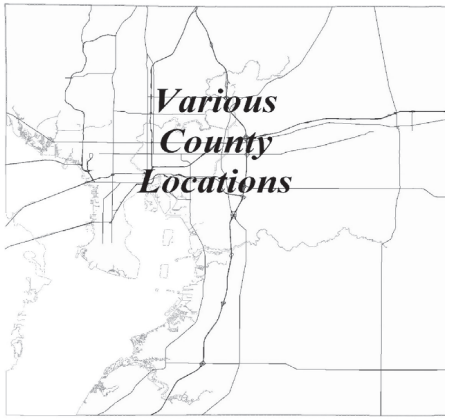

OPERATING COST IMPACT:
Impact on annual operating and maintenance costs is to be determined.

PROJECT COMPLETION DATE: Ongoing

Sources of Funds (in $000s)	Total Estimated Sources	Prior Funding	FY 23 Carryforward	FY 23 Additional	FY 24	FY 25	FY 26	FY 27	Future
ARP Funds	$15,000	$0	$15,000	$0	$0	$0	$0	$0	$0
Community Invest. Tax II	0	0	0	0	0	0	0	0	0
Community Invest. Tax III	0	0	0	0	0	0	0	0	0
Enterprise Fees	0	0	0	0	0	0	0	0	0
Financing	0	0	0	0	0	0	0	0	0
Gas Taxes	0	0	0	0	0	0	0	0	0
General Revenues-CW	0	0	0	0	0	0	0	0	0
General Revenues-UA	0	0	0	0	0	0	0	0	0
Grants & County Match	0	0	0	0	0	0	0	0	0
Impact Fees	0	0	0	0	0	0	0	0	0
Mobility Fees	0	0	0	0	0	0	0	0	0
Other	0	0	0	0	0	0	0	0	0
Undetermined	0	0	0	0	0	0	0	0	0
Subtotal FY 23			$15,000	$0					
Total	**$15,000**	**$0**	**$15,000**		**$0**	**$0**	**$0**	**$0**	**$0**

Uses of Funds (in $000s)	Total Estimated Cost	Prior Expenses	FY 23 Carryforward	FY 23 Additional	FY 24	FY 25	FY 26	FY 27	Future
Capital [1]	$15,000	$0	$15,000	$0	$0	$0	$0	$0	$0
Contributions [2]	0	0	0	0	0	0	0	0	0
Non-Capital [3]	0	0	0	0	0	0	0	0	0
Subtotal FY 23			$15,000	$0					
Total	**$15,000**	**$0**	**$15,000**		**$0**	**$0**	**$0**	**$0**	**$0**

[1] Capital includes, but is not limited to, expenses related to capitalizable Development, Design, Land Acquisition, Equipment, Construction and Administration required to complete the project.
[2] Contributions includes, but is not limited to, funding through an agreement to other Government Agencies, Youth Organizations, Cultural Service Organizations and other Non-Profit Organizations.
[3] Non-Capital includes, but is not limited to, expenses related to Building Maintenance, Grounds & Landscaping Maintenance, Non-Capitalizable Equipment and other Professional Services.

PROJECT TITLE: SIDEWALK IMPROVEMENTS - ARP ACT REVENUE RECOVERY FUNDS (MP)
PROJECT NUMBER: C69689000
CIE REQUIREMENTS: Y
LEVEL OF SERVICE IMPACT: E
PROGRAM: TRANSPORTATION

PROJECT DESCRIPTION:
This project will repair existing sidewalks and upgrade sidewalks to be ADA compliant across Hillsborough County

Neighborhood Community Area:
Countywide

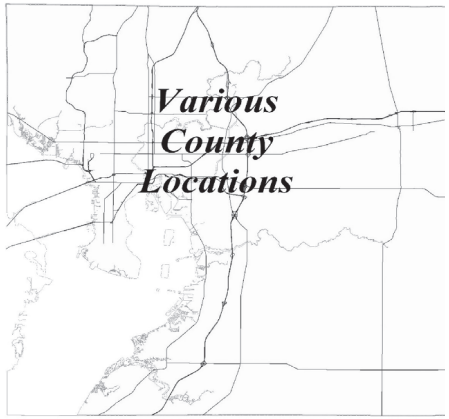

OPERATING COST IMPACT:
Impact on annual operating and maintenance costs is to be determined.

PROJECT COMPLETION DATE: Ongoing

Sources of Funds (in $000s)	Total Estimated Sources	Prior Funding	FY 23 Carryforward	FY 23 Additional	FY 24	FY 25	FY 26	FY 27	Future
ARP Funds	$5,000	$0	$5,000	$0	$0	$0	$0	$0	$0
Community Invest. Tax II	0	0	0	0	0	0	0	0	0
Community Invest. Tax III	0	0	0	0	0	0	0	0	0
Enterprise Fees	0	0	0	0	0	0	0	0	0
Financing	0	0	0	0	0	0	0	0	0
Gas Taxes	0	0	0	0	0	0	0	0	0
General Revenues-CW	0	0	0	0	0	0	0	0	0
General Revenues-UA	0	0	0	0	0	0	0	0	0
Grants & County Match	0	0	0	0	0	0	0	0	0
Impact Fees	0	0	0	0	0	0	0	0	0
Mobility Fees	0	0	0	0	0	0	0	0	0
Other	0	0	0	0	0	0	0	0	0
Undetermined	0	0	0	0	0	0	0	0	0
Subtotal FY 23			$5,000	$0					
Total	**$5,000**	**$0**	**$5,000**		**$0**	**$0**	**$0**	**$0**	**$0**

Uses of Funds (in $000s)	Total Estimated Cost	Prior Expenses	FY 23 Carryforward	FY 23 Additional	FY 24	FY 25	FY 26	FY 27	Future
Capital [1]	$5,000	$0	$5,000	$0	$0	$0	$0	$0	$0
Contributions [2]	0	0	0	0	0	0	0	0	0
Non-Capital [3]	0	0	0	0	0	0	0	0	0
Subtotal FY 23			$5,000	$0					
Total	**$5,000**	**$0**	**$5,000**		**$0**	**$0**	**$0**	**$0**	**$0**

[1] Capital includes, but is not limited to, expenses related to capitalizable Development, Design, Land Acquisition, Equipment, Construction and Administration required to complete the project.
[2] Contributions includes, but is not limited to, funding through an agreement to other Government Agencies, Youth Organizations, Cultural Service Organizations and other Non-Profit Organizations.
[3] Non-Capital includes, but is not limited to, expenses related to Building Maintenance, Grounds & Landscaping Maintenance, Non-Capitalizable Equipment and other Professional Services.

PROJECT TITLE:
SIDEWALK REPAIR PROGRAM (MP)
CIE REQUIREMENTS: Y
LEVEL OF SERVICE IMPACT: E

PROJECT NUMBER: C69678000

PROGRAM: TRANSPORTATION

PROJECT DESCRIPTION:
Repair to existing sidewalk, upgrades to meet ADA compliant standards and completion of gaps within close proximity to repair and upgrade locations.

Neighborhood Community Area:
Countywide

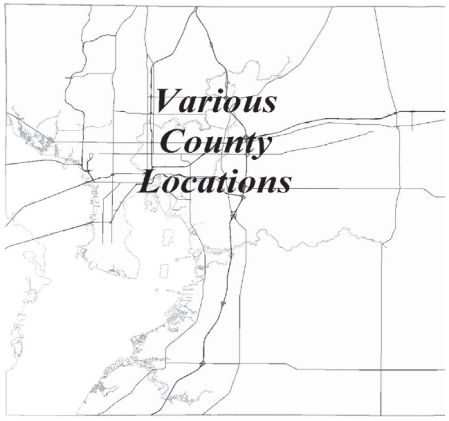

OPERATING COST IMPACT:
Impact on annual operating and maintenance costs is to be determined.

PROJECT COMPLETION DATE: Ongoing

Sources of Funds (in $000s)	Total Estimated Sources	Prior Funding	FY 23 Carryforward	FY 23 Additional	FY 24	FY 25	FY 26	FY 27	Future
ARP Funds	$0	$0	$0	$0	$0	$0	$0	$0	$0
Community Invest. Tax II	0	0	0	0	0	0	0	0	0
Community Invest. Tax III	0	0	0	0	0	0	0	0	0
Enterprise Fees	0	0	0	0	0	0	0	0	0
Financing	2,938	2,938	0	0	0	0	0	0	0
Gas Taxes	5,400	2,462	188	550	550	550	550	550	0
General Revenues-CW	0	0	0	0	0	0	0	0	0
General Revenues-UA	2,566	442	2,123	0	0	0	0	0	0
Grants & County Match	0	0	0	0	0	0	0	0	0
Impact Fees	0	0	0	0	0	0	0	0	0
Mobility Fees	0	0	0	0	0	0	0	0	0
Other	0	0	0	0	0	0	0	0	0
Undetermined	37,800	0	0	0	0	0	0	0	37,800
Subtotal FY 23			$2,311	$550					
Total	**$48,704**	**$5,842**	**$2,861**		**$550**	**$550**	**$550**	**$550**	**$37,800**

Uses of Funds (in $000s)	Total Estimated Cost	Prior Expenses	FY 23 Carryforward	FY 23 Additional	FY 24	FY 25	FY 26	FY 27	Future
Capital [1]	$48,704	$5,842	$2,311	$550	$550	$550	$550	$550	$37,800
Contributions [2]	0	0	0	0	0	0	0	0	0
Non-Capital [3]	0	0	0	0	0	0	0	0	0
Subtotal FY 23			$2,311	$550					
Total	**$48,704**	**$5,842**	**$2,861**		**$550**	**$550**	**$550**	**$550**	**$37,800**

[1] Capital includes, but is not limited to, expenses related to capitalizable Development, Design, Land Acquisition, Equipment, Construction and Administration required to complete the project.
[2] Contributions includes, but is not limited to, funding through an agreement to other Government Agencies, Youth Organizations, Cultural Service Organizations and other Non-Profit Organizations.
[3] Non-Capital includes, but is not limited to, expenses related to Building Maintenance, Grounds & Landscaping Maintenance, Non-Capitalizable Equipment and other Professional Services.

PROJECT TITLE:
SIDEWALK RETROFIT CONSTRUCTION FUNDING (MP)
CIE REQUIREMENTS: Y
LEVEL OF SERVICE IMPACT: E

PROJECT NUMBER: C69508000

PROGRAM: TRANSPORTATION

PROJECT DESCRIPTION:
The sidewalk program is designed to provide improved pedestrian facilities with new construction as well as provide connectivity to the existing pedestrian facilities through retrofit projects within unincorporated Hillsborough County

Neighborhood Community Area:
Countywide

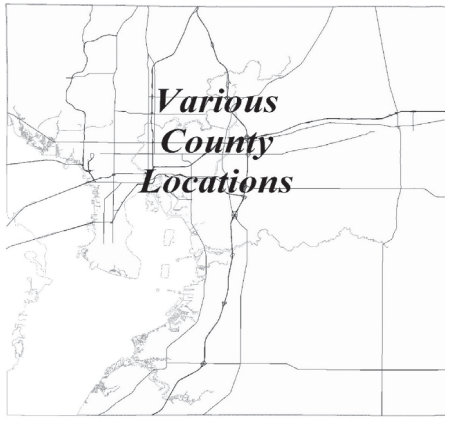

OPERATING COST IMPACT:
Annual operating and maintenance costs are estimated to be $18,000 per year.

PROJECT COMPLETION DATE: Ongoing

Sources of Funds (in $000s)	Total Estimated Sources	Prior Funding	FY 23 Carryforward	FY 23 Additional	FY 24	FY 25	FY 26	FY 27	Future
ARP Funds	$0	$0	$0	$0	$0	$0	$0	$0	$0
Community Invest. Tax II	0	0	0	0	0	0	0	0	0
Community Invest. Tax III	4,219	4,216	9	(6)	0	0	0	0	0
Enterprise Fees	0	0	0	0	0	0	0	0	0
Financing	0	0	0	0	0	0	0	0	0
Gas Taxes	48	48	66	(66)	0	0	0	0	0
General Revenues-CW	0	0	0	0	0	0	0	0	0
General Revenues-UA	2,572	2,572	52	(52)	0	0	0	0	0
Grants & County Match	3,465	2,782	683	0	0	0	0	0	0
Impact Fees	0	0	0	0	0	0	0	0	0
Mobility Fees	0	0	0	0	0	0	0	0	0
Other	0	0	0	0	0	0	0	0	0
Undetermined	0	0	0	0	0	0	0	0	0
Subtotal FY 23			$809	($124)					
Total	**$10,304**	**$9,618**	**$686**		**$0**	**$0**	**$0**	**$0**	**$0**

Uses of Funds (in $000s)	Total Estimated Cost	Prior Expenses	FY 23 Carryforward	FY 23 Additional	FY 24	FY 25	FY 26	FY 27	Future
Capital [1]	$10,304	$9,618	$809	($124)	$0	$0	$0	$0	$0
Contributions [2]	0	0	0	0	0	0	0	0	0
Non-Capital [3]	0	0	0	0	0	0	0	0	0
Subtotal FY 23			$809	($124)					
Total	**$10,304**	**$9,618**	**$686**		**$0**	**$0**	**$0**	**$0**	**$0**

[1] Capital includes, but is not limited to, expenses related to capitalizable Development, Design, Land Acquisition, Equipment, Construction and Administration required to complete the project.
[2] Contributions includes, but is not limited to, funding through an agreement to other Government Agencies, Youth Organizations, Cultural Service Organizations and other Non-Profit Organizations.
[3] Non-Capital includes, but is not limited to, expenses related to Building Maintenance, Grounds & Landscaping Maintenance, Non-Capitalizable Equipment and other Professional Services.

PROJECT TITLE: SOUTH 78TH STREET CORRIDOR IMPROVEMENTS (PROGRESS BLVD. TO CAUSEWAY BLVD.)
PROJECT NUMBER: C69666000
CIE REQUIREMENTS: Y
LEVEL OF SERVICE IMPACT: E
PROGRAM: TRANSPORTATION

PROJECT DESCRIPTION:
Enhancement of S 78th Street, a 2-lane undivided road, from Progress Boulevard to Causeway Boulevard including turn lane improvements, and enhanced pedestrian, bicycle and bus facilities.

OPERATING COST IMPACT:
Impact on annual operating and maintenance costs is to be determined.

PROJECT COMPLETION DATE: TBD

Neighborhood Community Area:
Greater Palm River

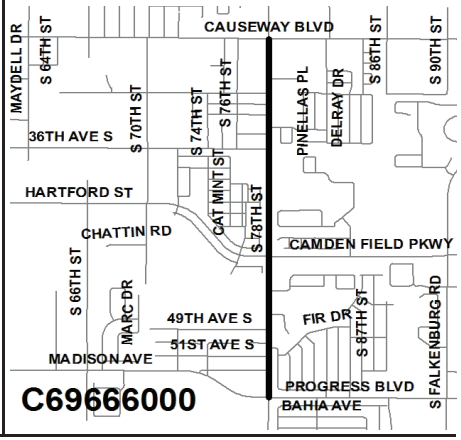

Sources of Funds ($000s)	Total Estimated Sources	Prior Funding	FY 23 Carryforward	FY 23 Additional	FY 24	FY 25	FY 26	FY 27	Future
ARP Funds	$0	$0	$0	$0	$0	$0	$0	$0	$0
Community Invest. Tax II	0	0	0	0	0	0	0	0	0
Community Invest. Tax III	0	0	0	0	0	0	0	0	0
Enterprise Fees	0	0	0	0	0	0	0	0	0
Financing	0	0	0	0	0	0	0	0	0
Gas Taxes	0	0	0	0	0	0	0	0	0
General Revenues-CW	0	0	0	0	0	0	0	0	0
General Revenues-UA	0	0	0	0	0	0	0	0	0
Grants & County Match	0	0	0	0	0	0	0	0	0
Impact Fees	3,000	0	3,000	0	0	0	0	0	0
Mobility Fees	0	0	0	0	0	0	0	0	0
Other	0	0	0	0	0	0	0	0	0
Undetermined	17,347	0	0	0	0	0	0	0	17,347
Subtotal FY 23			$3,000	$0					
Total	**$20,347**	**$0**	**$3,000**		**$0**	**$0**	**$0**	**$0**	**$17,347**

Uses of Funds ($000s)	Total Estimated Cost	Prior Expenses	FY 23 Carryforward	FY 23 Additional	FY 24	FY 25	FY 26	FY 27	Future
Capital [1]	$20,347	$0	$3,000	$0	$0	$0	$0	$0	$17,347
Contributions [2]	0	0	0	0	0	0	0	0	0
Non-Capital [3]	0	0	0	0	0	0	0	0	0
Subtotal FY 23			$3,000	$0					
Total	**$20,347**	**$0**	**$3,000**		**$0**	**$0**	**$0**	**$0**	**$17,347**

[1] Capital includes, but is not limited to, expenses related to capitalizable Development, Design, Land Acquisition, Equipment, Construction and Administration required to complete the project.
[2] Contributions includes, but is not limited to, funding through an agreement to other Government Agencies, Youth Organizations, Cultural Service Organizations and other Non-Profit Organizations.
[3] Non-Capital includes, but is not limited to, expenses related to Building Maintenance, Grounds & Landscaping Maintenance, Non-Capitalizable Equipment and other Professional Services.

PROJECT TITLE: SOUTH COAST GREENWAY TRAIL 19TH AVE (US 41 TO 30TH)
PROJECT NUMBER: C69687000
CIE REQUIREMENTS: Y
LEVEL OF SERVICE IMPACT: E
PROGRAM: TRANSPORTATION

PROJECT DESCRIPTION:
Alternatives to the alignment of the trail connecting US 41 to 30th St through 19th Avenue (Part of PH IV - Little Manatee Gap) will be evaluated for feasibility, cost, and ability to meet County objectives. Project development and preliminary engineering will be completed for the selected alternative to support concept plans.

OPERATING COST IMPACT:
Impact on annual operating and maintenance costs is to be determined.

PROJECT COMPLETION DATE: Jun 2024

Neighborhood Community Area:
Ruskin

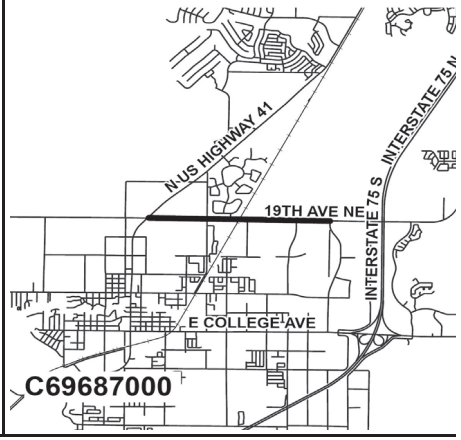

Sources of Funds ($000s)	Total Estimated Sources	Prior Funding	FY 23 Carryforward	FY 23 Additional	FY 24	FY 25	FY 26	FY 27	Future
ARP Funds	$0	$0	$0	$0	$0	$0	$0	$0	$0
Community Invest. Tax II	0	0	0	0	0	0	0	0	0
Community Invest. Tax III	0	0	0	0	0	0	0	0	0
Enterprise Fees	0	0	0	0	0	0	0	0	0
Financing	0	0	0	0	0	0	0	0	0
Gas Taxes	0	0	0	0	0	0	0	0	0
General Revenues-CW	500	0	500	0	0	0	0	0	0
General Revenues-UA	0	0	0	0	0	0	0	0	0
Grants & County Match	0	0	0	0	0	0	0	0	0
Impact Fees	0	0	0	0	0	0	0	0	0
Mobility Fees	0	0	0	0	0	0	0	0	0
Other	0	0	0	0	0	0	0	0	0
Undetermined	0	0	0	0	0	0	0	0	0
Subtotal FY 23			$500	$0					
Total	**$500**	**$0**	**$500**		**$0**	**$0**	**$0**	**$0**	**$0**

Uses of Funds ($000s)	Total Estimated Cost	Prior Expenses	FY 23 Carryforward	FY 23 Additional	FY 24	FY 25	FY 26	FY 27	Future
Capital [1]	$500	$0	$500	$0	$0	$0	$0	$0	$0
Contributions [2]	0	0	0	0	0	0	0	0	0
Non-Capital [3]	0	0	0	0	0	0	0	0	0
Subtotal FY 23			$500	$0					
Total	**$500**	**$0**	**$500**		**$0**	**$0**	**$0**	**$0**	**$0**

[1] Capital includes, but is not limited to, expenses related to capitalizable Development, Design, Land Acquisition, Equipment, Construction and Administration required to complete the project.
[2] Contributions includes, but is not limited to, funding through an agreement to other Government Agencies, Youth Organizations, Cultural Service Organizations and other Non-Profit Organizations.
[3] Non-Capital includes, but is not limited to, expenses related to Building Maintenance, Grounds & Landscaping Maintenance, Non-Capitalizable Equipment and other Professional Services.

PROJECT TITLE: SOUTH COAST GREENWAY TRAIL ADAMSVILLE (PHASE III) & BIG BEND OVERPASS
PROJECT NUMBER: C69675000
CIE REQUIREMENTS: Y
LEVEL OF SERVICE IMPACT: E
PROGRAM: TRANSPORTATION

PROJECT DESCRIPTION:
This project is a 3.3 mile multi-use project between 1,300' south of Big Bend Rd to Symmes Rd. This trail will connect to and will be part of the South Coast Greenways Trail.

OPERATING COST IMPACT:
Impact on annual operating and maintenance costs is to be determined.

PROJECT COMPLETION DATE: TBD

Neighborhood Community Area:
Gibsonton

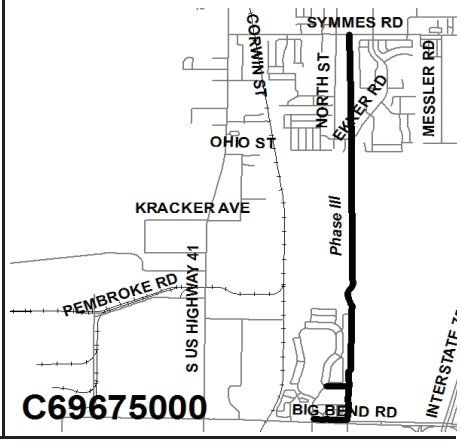

Sources of Funds ($000s)	Total Estimated Sources	Prior Funding	FY 23 Carryforward	FY 23 Additional	FY 24	FY 25	FY 26	FY 27	Future
ARP Funds	$0	$0	$0	$0	$0	$0	$0	$0	$0
Community Invest. Tax II	0	0	0	0	0	0	0	0	0
Community Invest. Tax III	0	0	0	0	0	0	0	0	0
Enterprise Fees	0	0	0	0	0	0	0	0	0
Financing	428	428	0	0	0	0	0	0	0
Gas Taxes	0	0	0	0	0	0	0	0	0
General Revenues-CW	406	122	284	0	0	0	0	0	0
General Revenues-UA	0	0	0	0	0	0	0	0	0
Grants & County Match	1,209	1,209	0	0	0	0	0	0	0
Impact Fees	0	0	0	0	0	0	0	0	0
Mobility Fees	0	0	0	0	0	0	0	0	0
Other	2,900	0	2,900	0	0	0	0	0	0
Undetermined	9,900	0	0	0	0	0	0	0	9,900
Subtotal FY 23			$3,184	$0					
Total	**$14,843**	**$1,759**	**$3,184**		**$0**	**$0**	**$0**	**$0**	**$9,900**

Uses of Funds ($000s)	Total Estimated Cost	Prior Expenses	FY 23 Carryforward	FY 23 Additional	FY 24	FY 25	FY 26	FY 27	Future
Capital [1]	$14,843	$1,759	$3,184	$0	$0	$0	$0	$0	$9,900
Contributions [2]	0	0	0	0	0	0	0	0	0
Non-Capital [3]	0	0	0	0	0	0	0	0	0
Subtotal FY 23			$3,184	$0					
Total	**$14,843**	**$1,759**	**$3,184**		**$0**	**$0**	**$0**	**$0**	**$9,900**

[1] Capital includes, but is not limited to, expenses related to capitalizable Development, Design, Land Acquisition, Equipment, Construction and Administration required to complete the project.
[2] Contributions includes, but is not limited to, funding through an agreement to other Government Agencies, Youth Organizations, Cultural Service Organizations and other Non-Profit Organizations.
[3] Non-Capital includes, but is not limited to, expenses related to Building Maintenance, Grounds & Landscaping Maintenance, Non-Capitalizable Equipment and other Professional Services.

PROJECT TITLE: SOUTH COAST GREENWAY TRAIL GIBSONTON SEGMENT (PHASE VI)
PROJECT NUMBER: C69681000
CIE REQUIREMENTS: Y
LEVEL OF SERVICE IMPACT: E
PROGRAM: TRANSPORTATION

PROJECT DESCRIPTION:
This project will construct a 10 to 12 foot wide paved trail from Symms Rd to Riverview Dr. The trail will have landscaping, benches, bike racks and shade shelter.

OPERATING COST IMPACT:
Impact on annual operating and maintenance costs is to be determined.

PROJECT COMPLETION DATE: Post Construction

Neighborhood Community Area:
Gibsonton

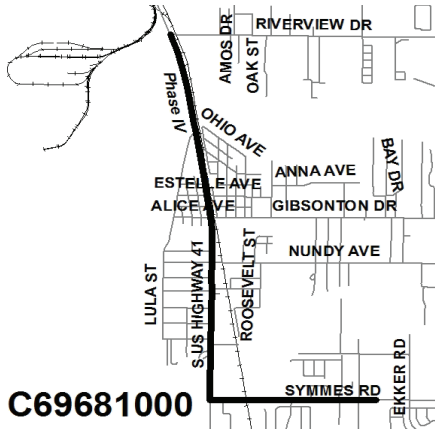

Sources of Funds ($000s)	Total Estimated Sources	Prior Funding	FY 23 Carryforward	FY 23 Additional	FY 24	FY 25	FY 26	FY 27	Future
ARP Funds	$0	$0	$0	$0	$0	$0	$0	$0	$0
Community Invest. Tax II	0	0	0	0	0	0	0	0	0
Community Invest. Tax III	0	0	0	0	0	0	0	0	0
Enterprise Fees	0	0	0	0	0	0	0	0	0
Financing	0	0	0	0	0	0	0	0	0
Gas Taxes	0	0	0	0	0	0	0	0	0
General Revenues-CW	0	0	0	0	0	0	0	0	0
General Revenues-UA	0	0	0	0	0	0	0	0	0
Grants & County Match	0	0	0	0	0	0	0	0	0
Impact Fees	0	0	0	0	0	0	0	0	0
Mobility Fees	0	0	0	0	0	0	0	0	0
Other	100	57	43	0	0	0	0	0	0
Undetermined	0	0	0	0	0	0	0	0	0
Subtotal FY 23			$43	$0					
Total	**$100**	**$57**	**$43**		**$0**	**$0**	**$0**	**$0**	**$0**

Uses of Funds ($000s)	Total Estimated Cost	Prior Expenses	FY 23 Carryforward	FY 23 Additional	FY 24	FY 25	FY 26	FY 27	Future
Capital [1]	$100	$57	$43	$0	$0	$0	$0	$0	$0
Contributions [2]	0	0	0	0	0	0	0	0	0
Non-Capital [3]	0	0	0	0	0	0	0	0	0
Subtotal FY 23			$43	$0					
Total	**$100**	**$57**	**$43**		**$0**	**$0**	**$0**	**$0**	**$0**

[1] Capital includes, but is not limited to, expenses related to capitalizable Development, Design, Land Acquisition, Equipment, Construction and Administration required to complete the project.
[2] Contributions includes, but is not limited to, funding through an agreement to other Government Agencies, Youth Organizations, Cultural Service Organizations and other Non-Profit Organizations.
[3] Non-Capital includes, but is not limited to, expenses related to Building Maintenance, Grounds & Landscaping Maintenance, Non-Capitalizable Equipment and other Professional Services.

PROJECT TITLE:
SOUTH COAST GREENWAY TRAIL RUSKIN GAP (PHASE 1A AND 1B) (MP)
CIE REQUIREMENTS: Y
LEVEL OF SERVICE IMPACT: E

PROJECT NUMBER: C69659000

PROGRAM: TRANSPORTATION

PROJECT DESCRIPTION:
Shell Point (1A) will construct a 1.2 mile, multi-use, 12 foot wide paved trail from Shell Point Road to 19th Ave. Trail connectivity is provided to HCC Southshore Campus and 3 local residential roads; Dovesong Trace Dr, Meadow Glade Dr, and Oak Pond St. Ruskin (1B) is a 0.5 mile multiuse trail project between SR 674/Sun City Blvd and Shell Point Road. The Trail will have landscaping, benches, bike racks, shade shelter, signing and pavement markings provided for wayfinding and enhance trail safety.

OPERATING COST IMPACT:
Impact on annual operating and maintenance costs is to be determined.

PROJECT COMPLETION DATE: TBD

Neighborhood Community Area:
Ruskin, Apollo Beach

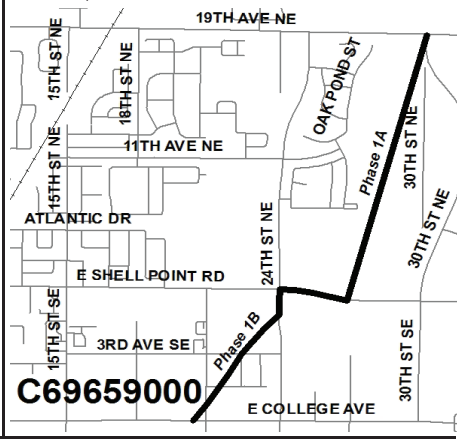

Sources of Funds ($000s)	Total Estimated Sources	Prior Funding	FY 23 Carryforward	FY 23 Additional	FY 24	FY 25	FY 26	FY 27	Future
ARP Funds	$0	$0	$0	$0	$0	$0	$0	$0	$0
Community Invest. Tax II	0	0	0	0	0	0	0	0	0
Community Invest. Tax III	0	0	0	0	0	0	0	0	0
Enterprise Fees	0	0	0	0	0	0	0	0	0
Financing	1,711	341	1,370	0	0	0	0	0	0
Gas Taxes	0	0	0	0	0	0	0	0	0
General Revenues-CW	2,226	1	1,725	500	0	0	0	0	0
General Revenues-UA	0	0	0	0	0	0	0	0	0
Grants & County Match	2,319	1,900	419	0	0	0	0	0	0
Impact Fees	0	0	0	0	0	0	0	0	0
Mobility Fees	0	0	0	0	0	0	0	0	0
Other	0	0	0	0	0	0	0	0	0
Undetermined	500	0	0	0	0	0	0	0	500
Subtotal FY 23			$3,514	$500					
Total	**$6,755**	**$2,241**	**$4,014**		**$0**	**$0**	**$0**	**$0**	**$500**

Uses of Funds ($000s)	Total Estimated Cost	Prior Expenses	FY 23 Carryforward	FY 23 Additional	FY 24	FY 25	FY 26	FY 27	Future
Capital [1]	$6,755	$2,241	$3,514	$500	$0	$0	$0	$0	$500
Contributions [2]	0	0	0	0	0	0	0	0	0
Non-Capital [3]	0	0	0	0	0	0	0	0	0
Subtotal FY 23			$3,514	$500					
Total	**$6,755**	**$2,241**	**$4,014**		**$0**	**$0**	**$0**	**$0**	**$500**

[1] Capital includes, but is not limited to, expenses related to capitalizable Development, Design, Land Acquisition, Equipment, Construction and Administration required to complete the project.
[2] Contributions includes, but is not limited to, funding through an agreement to other Government Agencies, Youth Organizations, Cultural Service Organizations and other Non-Profit Organizations.
[3] Non-Capital includes, but is not limited to, expenses related to Building Maintenance, Grounds & Landscaping Maintenance, Non-Capitalizable Equipment and other Professional Services.

PROJECT TITLE:
SUN CITY CENTER PEDESTRIAN MOBILITY (MP)
CIE REQUIREMENTS: Y
LEVEL OF SERVICE IMPACT: E

PROJECT NUMBER: C69639000

PROGRAM: TRANSPORTATION

PROJECT DESCRIPTION:
This project is part of the Sun City Center Pedestrian Mobility Program. Development of masterplan for new and enhanced golf cart paths and pedestrian facilities within Sun City Center.

OPERATING COST IMPACT:
No impact on annual operating and maintenance costs is anticipated.

PROJECT COMPLETION DATE: Ongoing

Neighborhood Community Area:
Sun City Center

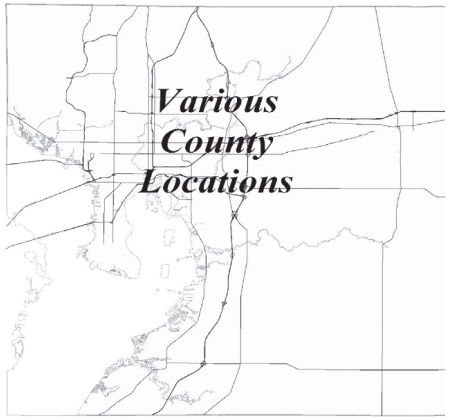

Sources of Funds ($000s)	Total Estimated Sources	Prior Funding	FY 23 Carryforward	FY 23 Additional	FY 24	FY 25	FY 26	FY 27	Future
ARP Funds	$0	$0	$0	$0	$0	$0	$0	$0	$0
Community Invest. Tax II	0	0	0	0	0	0	0	0	0
Community Invest. Tax III	0	0	0	0	0	0	0	0	0
Enterprise Fees	0	0	0	0	0	0	0	0	0
Financing	568	568	0	0	0	0	0	0	0
Gas Taxes	0	0	0	0	0	0	0	0	0
General Revenues-CW	0	0	0	0	0	0	0	0	0
General Revenues-UA	0	0	0	0	0	0	0	0	0
Grants & County Match	0	0	0	0	0	0	0	0	0
Impact Fees	0	0	0	0	0	0	0	0	0
Mobility Fees	7,000	2,044	2,456	2,500	0	0	0	0	0
Other	0	0	0	0	0	0	0	0	0
Undetermined	0	0	0	0	0	0	0	0	0
Subtotal FY 23			$2,456	$2,500					
Total	**$7,568**	**$2,613**	**$4,956**		**$0**	**$0**	**$0**	**$0**	**$0**

Uses of Funds ($000s)	Total Estimated Cost	Prior Expenses	FY 23 Carryforward	FY 23 Additional	FY 24	FY 25	FY 26	FY 27	Future
Capital [1]	$7,568	$2,613	$2,456	$2,500	$0	$0	$0	$0	$0
Contributions [2]	0	0	0	0	0	0	0	0	0
Non-Capital [3]	0	0	0	0	0	0	0	0	0
Subtotal FY 23			$2,456	$2,500					
Total	**$7,568**	**$2,613**	**$4,956**		**$0**	**$0**	**$0**	**$0**	**$0**

[1] Capital includes, but is not limited to, expenses related to capitalizable Development, Design, Land Acquisition, Equipment, Construction and Administration required to complete the project.
[2] Contributions includes, but is not limited to, funding through an agreement to other Government Agencies, Youth Organizations, Cultural Service Organizations and other Non-Profit Organizations.
[3] Non-Capital includes, but is not limited to, expenses related to Building Maintenance, Grounds & Landscaping Maintenance, Non-Capitalizable Equipment and other Professional Services.

PROJECT TITLE:
TAMPA BYPASS CANAL TRAIL
CIE REQUIREMENTS: Y
LEVEL OF SERVICE IMPACT: E

PROJECT NUMBER: C69660000

PROGRAM: TRANSPORTATION

PROJECT DESCRIPTION:
A proposed 12 foot multi-use trail along the Tampa Bypass Canal from N. 34th St. (South of Adamo Dr.) to SR 581 (Bruce B. Downs Blvd.). If constructed would connect Flatwoods Trail, Trout Creek and Wilderness Parks, Harney Park, Temple Terrace Dog Park, Veteran's Park, City of Tampa's planned 50th to 34th St Trail, the South County Trail and the McKay Bay Trail.

OPERATING COST IMPACT:
Impact on annual operating and maintenance costs is to be determined.

PROJECT COMPLETION DATE: Post Construction

Neighborhood Community Area:
East Lake Orient Park

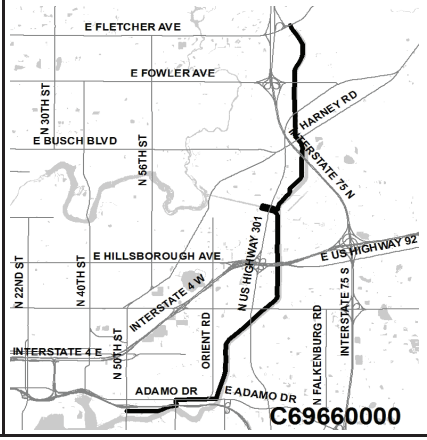

Sources of Funds (in $000s)	Total Estimated Sources	Prior Funding	FY 23 Carryforward	FY 23 Additional	FY 24	FY 25	FY 26	FY 27	Future
ARP Funds	$0	$0	$0	$0	$0	$0	$0	$0	$0
Community Invest. Tax II	0	0	0	0	0	0	0	0	0
Community Invest. Tax III	0	0	0	0	0	0	0	0	0
Enterprise Fees	0	0	0	0	0	0	0	0	0
Financing	0	0	0	0	0	0	0	0	0
Gas Taxes	0	0	0	0	0	0	0	0	0
General Revenues-CW	0	0	0	0	0	0	0	0	0
General Revenues-UA	0	0	0	0	0	0	0	0	0
Grants & County Match	750	740	10	0	0	0	0	0	0
Impact Fees	0	0	0	0	0	0	0	0	0
Mobility Fees	250	50	200	0	0	0	0	0	0
Other	0	0	0	0	0	0	0	0	0
Undetermined	0	0	0	0	0	0	0	0	0
Subtotal FY 23			$210	$0					
Total	**$1,000**	**$790**	**$210**		**$0**	**$0**	**$0**	**$0**	**$0**

Uses of Funds (in $000s)	Total Estimated Cost	Prior Expenses	FY 23 Carryforward	FY 23 Additional	FY 24	FY 25	FY 26	FY 27	Future
Capital [1]	$1,000	$790	$210	$0	$0	$0	$0	$0	$0
Contributions [2]	0	0	0	0	0	0	0	0	0
Non-Capital [3]	0	0	0	0	0	0	0	0	0
Subtotal FY 23			$210	$0					
Total	**$1,000**	**$790**	**$210**		**$0**	**$0**	**$0**	**$0**	**$0**

[1] Capital includes, but is not limited to, expenses related to capitalizable Development, Design, Land Acquisition, Equipment, Construction and Administration required to complete the project.
[2] Contributions includes, but is not limited to, funding through an agreement to other Government Agencies, Youth Organizations, Cultural Service Organizations and other Non-Profit Organizations.
[3] Non-Capital includes, but is not limited to, expenses related to Building Maintenance, Grounds & Landscaping Maintenance, Non-Capitalizable Equipment and other Professional Services.

PROJECT TITLE:
TRANSPORTATION UTILITY ALLOCATION (MP)
CIE REQUIREMENTS: Y
LEVEL OF SERVICE IMPACT: M

PROJECT NUMBER: C69635000

PROGRAM: TRANSPORTATION

PROJECT DESCRIPTION:
This master program captures the costs to relocate utilities related to transportation projects.

OPERATING COST IMPACT:
No impact on annual operating and maintenance costs is anticipated.

PROJECT COMPLETION DATE: Ongoing

Neighborhood Community Area:
Countywide

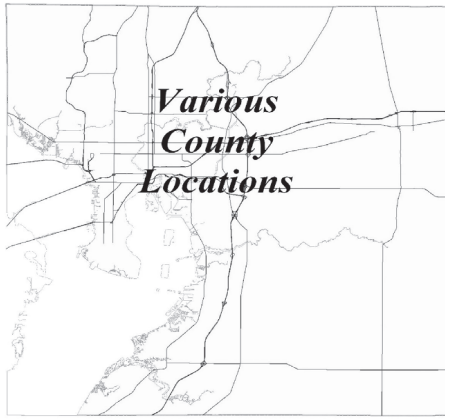

Sources of Funds (in $000s)	Total Estimated Sources	Prior Funding	FY 23 Carryforward	FY 23 Additional	FY 24	FY 25	FY 26	FY 27	Future
ARP Funds	$0	$0	$0	$0	$0	$0	$0	$0	$0
Community Invest. Tax II	0	0	0	0	0	0	0	0	0
Community Invest. Tax III	0	0	0	0	0	0	0	0	0
Enterprise Fees	11,836	10,139	1,697	0	0	0	0	0	0
Financing	0	0	0	0	0	0	0	0	0
Gas Taxes	0	0	0	0	0	0	0	0	0
General Revenues-CW	0	0	0	0	0	0	0	0	0
General Revenues-UA	0	0	0	0	0	0	0	0	0
Grants & County Match	0	0	0	0	0	0	0	0	0
Impact Fees	0	0	0	0	0	0	0	0	0
Mobility Fees	0	0	0	0	0	0	0	0	0
Other	0	0	0	0	0	0	0	0	0
Undetermined	0	0	0	0	0	0	0	0	0
Subtotal FY 23			$1,697	$0					
Total	**$11,836**	**$10,139**	**$1,697**		**$0**	**$0**	**$0**	**$0**	**$0**

Uses of Funds (in $000s)	Total Estimated Cost	Prior Expenses	FY 23 Carryforward	FY 23 Additional	FY 24	FY 25	FY 26	FY 27	Future
Capital [1]	$11,836	$10,139	$1,697	$0	$0	$0	$0	$0	$0
Contributions [2]	0	0	0	0	0	0	0	0	0
Non-Capital [3]	0	0	0	0	0	0	0	0	0
Subtotal FY 23			$1,697	$0					
Total	**$11,836**	**$10,139**	**$1,697**		**$0**	**$0**	**$0**	**$0**	**$0**

[1] Capital includes, but is not limited to, expenses related to capitalizable Development, Design, Land Acquisition, Equipment, Construction and Administration required to complete the project.
[2] Contributions includes, but is not limited to, funding through an agreement to other Government Agencies, Youth Organizations, Cultural Service Organizations and other Non-Profit Organizations.
[3] Non-Capital includes, but is not limited to, expenses related to Building Maintenance, Grounds & Landscaping Maintenance, Non-Capitalizable Equipment and other Professional Services.

PROJECT TITLE:
TURKEY CREEK ROAD IMPROVEMENTS FROM MLK BLVD TO SYDNEY ROAD
CIE REQUIREMENTS: Y
LEVEL OF SERVICE IMPACT: E

PROJECT NUMBER: C69625000
PROGRAM: TRANSPORTATION

PROJECT DESCRIPTION:
This project will widen Turkey Creek Road from Sydney Road to south of SR 574/ML King Blvd (1.4 mi) and provide capacity improvements at the Sydney intersection. Improvements include new, additional and lengthened turn lanes, new and enhanced medians.

OPERATING COST IMPACT:
There will be no operating cost impact to the County.

PROJECT COMPLETION DATE: Sep 2023

Neighborhood Community Area:
Plant City

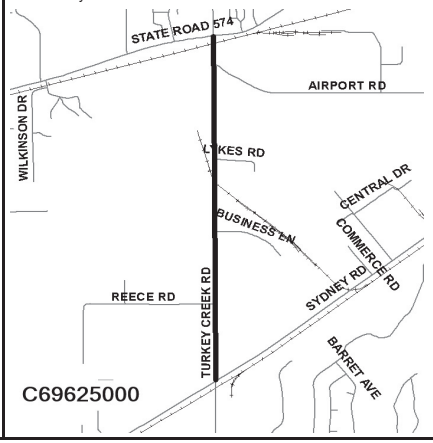

Sources of Funds (in $000s)	Total Estimated Sources	Prior Funding	FY 23 Carryforward	FY 23 Additional	FY 24	FY 25	FY 26	FY 27	Future
ARP Funds	$0	$0	$0	$0	$0	$0	$0	$0	$0
Community Invest. Tax II	0	0	0	0	0	0	0	0	0
Community Invest. Tax III	1,660	657	1,003	0	0	0	0	0	0
Enterprise Fees	0	0	0	0	0	0	0	0	0
Financing	3,500	3,153	347	0	0	0	0	0	0
Gas Taxes	0	0	0	0	0	0	0	0	0
General Revenues-CW	6,206	2	6,204	0	0	0	0	0	0
General Revenues-UA	0	0	0	0	0	0	0	0	0
Grants & County Match	0	0	0	0	0	0	0	0	0
Impact Fees	0	0	0	0	0	0	0	0	0
Mobility Fees	0	0	0	0	0	0	0	0	0
Other	3,240	341	2,899	0	0	0	0	0	0
Undetermined	0	0	0	0	0	0	0	0	0
Subtotal FY 23			$10,452	$0					
Total	**$14,606**	**$4,154**	**$10,452**		**$0**	**$0**	**$0**	**$0**	**$0**

Uses of Funds (in $000s)	Total Estimated Cost	Prior Expenses	FY 23 Carryforward	FY 23 Additional	FY 24	FY 25	FY 26	FY 27	Future
Capital [1]	$54	$54	$0	$0	$0	$0	$0	$0	$0
Contributions [2]	14,552	4,100	10,452	0	0	0	0	0	0
Non-Capital [3]	0	0	0	0	0	0	0	0	0
Subtotal FY 23			$10,452	$0					
Total	**$14,606**	**$4,154**	**$10,452**		**$0**	**$0**	**$0**	**$0**	**$0**

[1] Capital includes, but is not limited to, expenses related to capitalizable Development, Design, Land Acquisition, Equipment, Construction and Administration required to complete the project.
[2] Contributions includes, but is not limited to, funding through an agreement to other Government Agencies, Youth Organizations, Cultural Service Organizations and other Non-Profit Organizations.
[3] Non-Capital includes, but is not limited to, expenses related to Building Maintenance, Grounds & Landscaping Maintenance, Non-Capitalizable Equipment and other Professional Services.

PROJECT TITLE:
UNIVERSITY AREA TRANSPORTATION IMPROVEMENTS (MP)
CIE REQUIREMENTS: Y
LEVEL OF SERVICE IMPACT: E

PROJECT NUMBER: C69654000
PROGRAM: TRANSPORTATION

PROJECT DESCRIPTION:
This PD&E will evaluate the widening of N 46th St, a 2 lane undivided road, from Bruce B Downs Blvd to Fletcher Ave, including additional travel lanes, and enhanced pedestrian, bicycle and bus facilities. Identify potential improvements on 42nd St from Skipper Rd to Fletcher Ave, and on Skipper Rd from Bruce B Downs Blvd to 46th St. Improve intersections at Bruce B Downs Blvd/Bearss Ave, Bruce B Downs Blvd/138th Ave, Bruce B Downs/Fletcher Ave and 22nd St at Bearss Ave.

OPERATING COST IMPACT:
Impact on annual operating and maintenance costs is to be determined.

PROJECT COMPLETION DATE: TBD

Neighborhood Community Area:
University Area Community

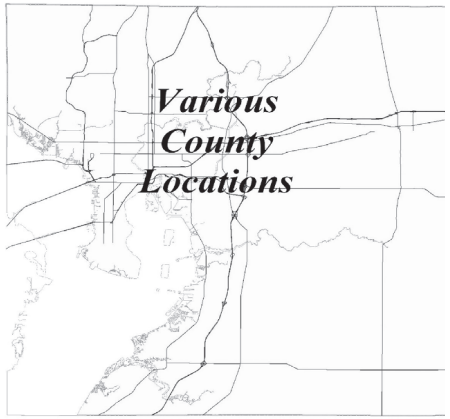

Sources of Funds (in $000s)	Total Estimated Sources	Prior Funding	FY 23 Carryforward	FY 23 Additional	FY 24	FY 25	FY 26	FY 27	Future
ARP Funds	$0	$0	$0	$0	$0	$0	$0	$0	$0
Community Invest. Tax II	0	0	0	0	0	0	0	0	0
Community Invest. Tax III	0	0	0	0	0	0	0	0	0
Enterprise Fees	0	0	0	0	0	0	0	0	0
Financing	1,035	1,035	0	0	0	0	0	0	0
Gas Taxes	0	0	0	0	0	0	0	0	0
General Revenues-CW	0	0	0	0	0	0	0	0	0
General Revenues-UA	682	566	117	0	0	0	0	0	0
Grants & County Match	0	0	0	0	0	0	0	0	0
Impact Fees	576	37	539	0	0	0	0	0	0
Mobility Fees	11,179	0	0	0	0	865	3,048	7,266	0
Other	0	0	0	0	0	0	0	0	0
Undetermined	79,865	0	0	0	0	0	0	0	79,865
Subtotal FY 23			$656	$0					
Total	**$93,337**	**$1,637**	**$656**		**$0**	**$865**	**$3,048**	**$7,266**	**$79,865**

Uses of Funds (in $000s)	Total Estimated Cost	Prior Expenses	FY 23 Carryforward	FY 23 Additional	FY 24	FY 25	FY 26	FY 27	Future
Capital [1]	$93,337	$1,637	$656	$0	$0	$865	$3,048	$7,266	$79,865
Contributions [2]	0	0	0	0	0	0	0	0	0
Non-Capital [3]	0	0	0	0	0	0	0	0	0
Subtotal FY 23			$656	$0					
Total	**$93,337**	**$1,637**	**$656**		**$0**	**$865**	**$3,048**	**$7,266**	**$79,865**

[1] Capital includes, but is not limited to, expenses related to capitalizable Development, Design, Land Acquisition, Equipment, Construction and Administration required to complete the project.
[2] Contributions includes, but is not limited to, funding through an agreement to other Government Agencies, Youth Organizations, Cultural Service Organizations and other Non-Profit Organizations.
[3] Non-Capital includes, but is not limited to, expenses related to Building Maintenance, Grounds & Landscaping Maintenance, Non-Capitalizable Equipment and other Professional Services.

PROJECT TITLE:
UPPER TAMPA BAY TRAIL IV
CIE REQUIREMENTS: Y
LEVEL OF SERVICE IMPACT: E

PROJECT NUMBER: C69661000

PROGRAM: TRANSPORTATION

PROJECT DESCRIPTION:
The Upper Tampa Bay Trail is located in residential northwest Hillsborough County. Currently, the trail runs along the west shore of Channel A from a trailhead off Memorial Highway/Montague Street, past Waters Avenue, Linebaugh, and then due north to Gunn Highway, Ehrlich Road and ending at Peterson Road Park. The trail continues north from Van Dyke Road north and then east to the trailhead on Lutz Lake Fern Road, connecting to the Suncoast Trail at the Veterans Expressway. This project includes design, land acquisition, and construction to complete the section of multi-use trail between Peterson Road Park and Van Dyke Road.

OPERATING COST IMPACT:
Impact on annual operating and maintenance costs is to be determined.

PROJECT COMPLETION DATE: TBD

Neighborhood Community Area:
East Rural

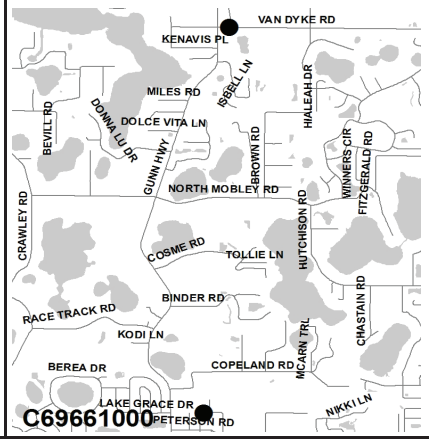

Sources of Funds ($000s)	Total Estimated Sources	Prior Funding	FY 23 Carryforward	FY 23 Additional	FY 24	FY 25	FY 26	FY 27	Future
ARP Funds	$0	$0	$0	$0	$0	$0	$0	$0	$0
Community Invest. Tax II	0	0	0	0	0	0	0	0	0
Community Invest. Tax III	0	0	0	0	0	0	0	0	0
Enterprise Fees	0	0	0	0	0	0	0	0	0
Financing	0	0	0	0	0	0	0	0	0
Gas Taxes	0	0	0	0	0	0	0	0	0
General Revenues-CW	1,400	107	1,293	0	0	0	0	0	0
General Revenues-UA	0	0	0	0	0	0	0	0	0
Grants & County Match	0	0	0	0	0	0	0	0	0
Impact Fees	0	0	0	0	0	0	0	0	0
Mobility Fees	0	0	0	0	0	0	0	0	0
Other	0	0	0	0	0	0	0	0	0
Undetermined	7,500	0	0	0	0	0	0	0	7,500
Subtotal FY 23			$1,293	$0					
Total	**$8,900**	**$107**	**$1,293**		**$0**	**$0**	**$0**	**$0**	**$7,500**

Uses of Funds ($000s)	Total Estimated Cost	Prior Expenses	FY 23 Carryforward	FY 23 Additional	FY 24	FY 25	FY 26	FY 27	Future
Capital [1]	$8,900	$107	$1,293	$0	$0	$0	$0	$0	$7,500
Contributions [2]	0	0	0	0	0	0	0	0	0
Non-Capital [3]	0	0	0	0	0	0	0	0	0
Subtotal FY 23			$1,293	$0					
Total	**$8,900**	**$107**	**$1,293**		**$0**	**$0**	**$0**	**$0**	**$7,500**

[1] Capital includes, but is not limited to, expenses related to capitalizable Development, Design, Land Acquisition, Equipment, Construction and Administration required to complete the project.
[2] Contributions includes, but is not limited to, funding through an agreement to other Government Agencies, Youth Organizations, Cultural Service Organizations and other Non-Profit Organizations.
[3] Non-Capital includes, but is not limited to, expenses related to Building Maintenance, Grounds & Landscaping Maintenance, Non-Capitalizable Equipment and other Professional Services.

PROJECT TITLE:
VAN DYKE ROAD CORRIDOR IMPROVEMENT - GUNN HWY. TO EAST OF WHIRLEY RD.
CIE REQUIREMENTS: Y
LEVEL OF SERVICE IMPACT: E

PROJECT NUMBER: C69646000

PROGRAM: TRANSPORTATION

PROJECT DESCRIPTION:
This project will widen Van Dyke Rd, from Whirley Rd to Suncoast Pkwy (approximately 2 miles) from a 2-lane undivided road, to a 4-lane divided facility. Includes enhanced pedestrian, bicycle and bus facilities, and improvements to the associated stormwater drainage. Additional items include: Intersection improvements, enhanced pedestrian safety features such as sidewalks, enhanced crosswalks and signals. A shared-use trail connection from the Upper Tampa Bay Trail to the Northdale Lake Park Trail will also be provided.

OPERATING COST IMPACT:
Impact on annual operating and maintenance costs is to be determined.

PROJECT COMPLETION DATE: TBD

Neighborhood Community Area:
Lutz

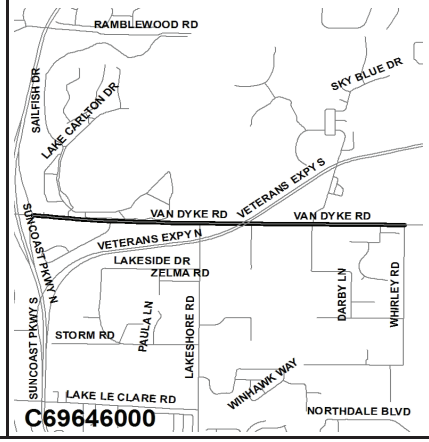

Sources of Funds ($000s)	Total Estimated Sources	Prior Funding	FY 23 Carryforward	FY 23 Additional	FY 24	FY 25	FY 26	FY 27	Future
ARP Funds	$0	$0	$0	$0	$0	$0	$0	$0	$0
Community Invest. Tax II	0	0	0	0	0	0	0	0	0
Community Invest. Tax III	0	0	0	0	0	0	0	0	0
Enterprise Fees	0	0	0	0	0	0	0	0	0
Financing	0	0	0	0	0	0	0	0	0
Gas Taxes	0	0	0	0	0	0	0	0	0
General Revenues-CW	0	0	0	0	0	0	0	0	0
General Revenues-UA	0	0	0	0	0	0	0	0	0
Grants & County Match	0	0	0	0	0	0	0	0	0
Impact Fees	950	467	483	0	0	0	0	0	0
Mobility Fees	9,550	3,740	5,810	0	0	0	0	0	0
Other	0	0	0	0	0	0	0	0	0
Undetermined	59,305	0	0	0	0	0	0	0	59,305
Subtotal FY 23			$6,294	$0					
Total	**$69,805**	**$4,206**	**$6,294**		**$0**	**$0**	**$0**	**$0**	**$59,305**

Uses of Funds ($000s)	Total Estimated Cost	Prior Expenses	FY 23 Carryforward	FY 23 Additional	FY 24	FY 25	FY 26	FY 27	Future
Capital [1]	$69,805	$4,206	$6,294	$0	$0	$0	$0	$0	$59,305
Contributions [2]	0	0	0	0	0	0	0	0	0
Non-Capital [3]	0	0	0	0	0	0	0	0	0
Subtotal FY 23			$6,294	$0					
Total	**$69,805**	**$4,206**	**$6,294**		**$0**	**$0**	**$0**	**$0**	**$59,305**

[1] Capital includes, but is not limited to, expenses related to capitalizable Development, Design, Land Acquisition, Equipment, Construction and Administration required to complete the project.
[2] Contributions includes, but is not limited to, funding through an agreement to other Government Agencies, Youth Organizations, Cultural Service Organizations and other Non-Profit Organizations.
[3] Non-Capital includes, but is not limited to, expenses related to Building Maintenance, Grounds & Landscaping Maintenance, Non-Capitalizable Equipment and other Professional Services.

Hillsborough County Florida

For more information, contact the Management & Budget Department
(813) 272-5890 • HCFLGov.net/Budget

Water Enterprise Program

Hillsborough County Florida

For more information, contact the Management & Budget Department
(813) 272-5890 • HCFLGov.net/Budget

WATER ENTERPRISE PROGRAM
SOURCES AND USES OF FUNDS SUMMARY
(in thousands)

Sources of Funds:	TOTAL ESTIMATED SOURCES	PRIOR FUNDING	FY 23 Carryforward	FY 23 Additional	FY 24	FY 25	FY 26	FY 27	FUTURE
ARP Funds	$75,000	$267	$74,733	$0	$0	$0	$0	$0	$0
Enterprise Fees	1,264,245	313,708	159,693	73,444	92,489	69,200	76,020	69,966	409,725
Financing	1,304,016	253,031	210,863	466,570	0	0	0	0	373,552
Grants & County Match	20,358	58	0	0	0	0	0	0	20,300
Other	5,000	3,398	1,602	0	0	0	0	0	0
Subtotal FY 23			$446,891	$540,014					
Total	**$2,668,619**	**$570,462**	**$986,905**		**$92,489**	**$69,200**	**$76,020**	**$69,966**	**$803,577**

TOTAL FY 23 - FY 27 = $1,294,580

Uses of Funds:	TOTAL ESTIMATED COST	PRIOR EXPENSES	FY 23 Carryforward	FY 23 Additional	FY 24	FY 25	FY 26	FY 27	FUTURE
Capital [1]	$2,662,105	$566,879	$443,960	$540,014	$92,489	$69,200	$76,020	$69,966	$803,577
Contributions [2]	0	0	0	0	0	0	0	0	0
Non-Capital [3]	6,513	3,583	2,931	0	0	0	0	0	0
Subtotal FY 23			$446,891	$540,014					
Total	**$2,668,619**	**$570,462**	**$986,905**		**$92,489**	**$69,200**	**$76,020**	**$69,966**	**$803,577**

TOTAL FY 23 - FY 27 = $1,294,580

[1] Capital includes, but is not limited to, expenses related to capitalizable Development, Design, Land Acquisition, Equipment, Construction and Administration required to complete the project.

[2] Contributions includes, but is not limited to, funding through an agreement to other Government Agencies, Youth Organizations, Cultural Service Organizations and other Non-Profit Organizations.

[3] Non-Capital includes, but is not limited to, expenses related to Building Maintenance, Grounds & Landscaping Maintenance, Non-Capitalizable Equipment and other Professional Services.

WATER ENTERPRISE PROGRAM
COMPLETED AND CANCELED PROJECTS - FY 22

PROJECT NUMBER	PROJECT TITLE	ACTUAL/PROJECTED COMPLETION DATE (1)
COMPLETED PROJECTS		
C32001000	South County Potable Repump Station Expansion (includes tank and pumps)	Sep 2022
DEFERRED PROJECTS		
C10315000	Balm Rd Parallel Forcemain	Deferred

(1) Includes projects anticipated to be completed by 09/30/22

WATER ENTERPRISE PROGRAM
PROJECTS SUMMARY SCHEDULE
(in thousands)

PROJECT NUMBER	PROJECT TITLE	TOTAL ESTIMATED COST	PRIOR EXPENSES	FY 23		FY 24	FY 25	FY 26	FY 27	FUTURE	PROJECT COMPLETION DATE
				Carryforward	Additional						
C10294000	Advanced Water Treatment Demonstration Program	$6,850	$3	$147	$700	$6,000	$0	$0	$0	$0	Dec 2025
C10314000	Balm Rd Super Pump Station	40,000	0	0	40,000	0	0	0	0	0	Dec 2026
C10321000*	Balm Rd Super Pump Station Phase II	30,000	0	0	0	0	0	0	0	30,000	TBD
C10316000	Balm Riverview Rd Parallel Forcemain	24,000	0	0	24,000	0	0	0	0	0	Dec 2026
C31979000	Countywide Non-Urgent Facility R&R (MP)	12,260	6,931	753	500	500	75	500	500	2,500	Ongoing
C31977000	Countywide Potable Water Transmission and Distribution System (MP)	157,059	21,952	5,607	10,000	10,000	10,000	11,500	13,000	75,000	Ongoing
C10171000	Countywide Wastewater Collection and Transmission System (MP)	181,766	30,114	17,651	9,900	6,100	7,500	13,500	15,000	82,000	Ongoing
C10138000	Countywide Wastewater Pump Stations R&R (MP)	157,049	92,394	14,655	5,000	5,000	5,000	5,000	5,000	25,000	Ongoing
C10293000	Falkenburg Structural Rehabilitation	6,587	94	2,493	0	0	0	4,000	0	0	Mar 2023
C10280000	Flow Diversion From Falkenburg (Pump Stations & Pipelines)	21,514	1,416	20,098	0	0	0	0	0	0	Sep 2023
C10302000	Franchise Acquisition and Connection (NW Service Area)	21,956	128	4,147	8,874	8,807	0	0	0	0	Dec 2026
C10299000	Gibsonton Area Septic to Sewer Conversion Program	65,044	1,802	1,198	0	12,688	13,195	13,095	2,766	20,300	Dec 2028
C10318000**	Gibsonton Area Septic to Sewer Conversion Program - ARP Act 3 Funds	30,000	0	30,000	0	0	0	0	0	0	TBD
C10768000	Low Pressure Sewer System (LPSS) (MP)	22,656	19,407	749	700	700	500	300	300	0	Ongoing
C10310000	LPSS SCADA System Replacement (MP)	3,000	0	750	750	750	750	0	0	0	Ongoing
C10304000	Maintenance Facility (NW Service Area)	12,000	0	0	1,800	10,200	0	0	0	0	Sep 2025
C10238000	Northwest Hillsborough Aquifer Recharge Program (NHARP)	5,250	3,751	1,499	0	0	0	0	0	0	Dec 2022
C10239000	Northwest Regional WRF System Improvements & Expansion	206,383	197,670	8,713	0	0	0	0	0	0	Dec 2023
C10313000	Northwest RWRF Access Roads from Citrus Park Dr	3,964	0	250	520	3,194	0	0	0	0	Dec 2023
C10312000	Northwest RWRF Odor Control	2,000	0	2,000	0	0	0	0	0	0	Dec 2023
C10303000	Operations Building (NWRWRF)	11,250	246	11,004	0	0	0	0	0	0	Sep 2024
C10297000	Palm River Utility Expansion Program (Septic to Sewer)	53,000	0	0	0	0	0	0	0	53,000	Dec 2028
C10319000**	Palm River Utility Expansion Program Septic to Sewer - ARP Act 3 Funds	10,000	0	10,000	0	0	0	0	0	0	TBD
C32011000	Potable Water In-Line Booster Pump Station (One Water Campus)	28,025	24,381	11,613	(7,969)	0	0	0	0	0	Dec 2022
C30116000	Potable Water Treatment Plant R&R (MP)	75,485	20,564	3,172	1,500	1,500	1,500	3,750	6,000	37,500	Ongoing
C31978000	Public Utilities Telemetry / Data Network and Support Program (MP)	13,111	6,902	1,209	500	500	500	500	500	2,500	Ongoing
C10795000	Reclaimed Water Pump Station & Remote Telemetry Monitoring (MP)	12,193	5,198	1,245	550	800	550	550	550	2,750	Ongoing
C19017000	Reclaimed Water Transmission Main Extensions to New and Existing Customers (MP)	9,281	2,703	903	300	300	300	450	600	3,725	Ongoing
C10745000	Regional Wastewater Treatment Plant R&R (MP)	134,354	57,121	4,978	3,000	3,550	3,330	6,125	8,750	47,500	Ongoing
C10296000	Ruskin and Wimauma Sewer System	166,307	1,796	5,204	0	0	6,500	6,750	7,000	139,057	Dec 2026
C10320000**	Ruskin and Wimauma Sewer System - ARP Act 3 Funds	30,000	200	29,800	0	0	0	0	0	0	TBD
C32017000	Service Area Purchases (MP)	33,000	0	0	0	0	0	0	0	33,000	Dec 2024
C10298000	South County AWWTF Modular Expansion - OWC	70,771	3,101	67,670	0	0	0	0	0	0	Dec 2025
C32012000	South County Drinking Water Facility PH1 - OWC	62,100	0	1,500	30,600	0	0	0	0	30,000	Sep 2027
C32018000*	South County Drinking Water Facility Phase II - OWC	65,000	0	0	0	0	0	0	0	65,000	TBD
C32013000	South County Drinking Water Transmission Main - OWC	106,993	21,192	85,801	0	0	0	0	0	0	Dec 2025

WATER ENTERPRISE PROGRAM
PROJECTS SUMMARY SCHEDULE
(in thousands)

PROJECT NUMBER	PROJECT TITLE	TOTAL ESTIMATED COST	PRIOR EXPENSES	FY 23		FY 24	FY 25	FY 26	FY 27	FUTURE	PROJECT COMPLETION DATE
				Carryforward	Additional						
C10301000	South County One Water Campus AWWTF	275,000	0	0	275,000	0	0	0	0	0	Sep 2027
C10308000	South County OWC Pipeline Corridor Reclaimed Water	67,032	0	14,900	52,132	0	0	0	0	0	Dec 2026
C10309000	South County OWC Pipeline Corridor Wastewater	50,968	0	11,100	39,868	0	0	0	0	0	Dec 2026
C10259000	South Hillsborough Aquifer Recharge Program (SHARP)	26,102	8,592	5,510	6,000	6,000	0	0	0	0	Sep 2024
C32014000	Tampa Bay Water Transmission Main	64,715	0	0	4,970	0	0	0	0	59,745	Dec 2028
C32016000	Turbine Power to Fawn Ridge WTP	2,625	0	2,625	0	0	0	0	0	0	Dec 2023
C10322000*	University Area Septic to Sewer Innovation Area	45,000	0	0	0	0	0	0	0	45,000	TBD
C10317000**	University Area Septic to Sewer Innovation Area - ARP Act 3 Funds	5,000	67	4,933	0	0	0	0	0	0	TBD
C31945000	Utility Relocation (MP)	174,487	40,980	28,506	10,000	10,000	15,000	10,000	10,000	50,000	Ongoing
C10311000	Valrico Aeration Improvements	5,500	0	5,500	0	0	0	0	0	0	Dec 2022
C10291000	Valrico Equalization Basin	19,245	602	18,644	0	0	0	0	0	0	Jun 2023
C10290000	Valrico Solar Power Installation	3,400	231	3,169	0	0	0	0	0	0	Sep 2023
C10300000	Van Dyke Flow Diversion (Pump Station and Pipeline)	10,538	59	2,261	8,219	0	0	0	0	0	Sep 2027
C10323000*	Waters Ave Forcemain Replacement	12,000	0	0	12,000	0	0	0	0	0	TBD
C10324000*	Williams Rd Forcemain Extension	11,000	0	0	600	5,900	4,500	0	0	0	TBD
C10292000	Woodberry Super Station Rehabilitation	5,800	864	4,936	0	0	0	0	0	0	Jun 2023
	Subtotal FY 23			$446,891	$540,014						
	Total Water Enterprise Program	$2,668,619	$570,462	$986,905		$92,489	$69,200	$76,020	$69,966	$803,577	

TOTAL FY 23 - FY 27 = $1,294,580

* New Project TBD - To be Determined

** Added to the Capital Improvement Program as part of a Budget Amendment in Fiscal Year 2022

(MP) - Master Project - A listing of sub-projects under this master project will appear in the Appendix section of the CIP document.

Note: Some projects have "Post Construction" in the Project Completion Date column. These projects have finished their primary construction phases and may have been placed in use; nevertheless, these projects still have unspent balances that are earmarked for post-construction project costs.

PROJECT TITLE:
ADVANCED WATER TREATMENT DEMONSTRATION PROGRAM
CIE REQUIREMENTS: Y
LEVEL OF SERVICE IMPACT: F

PROJECT NUMBER: C10294000

PROGRAM: WATER ENTERPRISE

PROJECT DESCRIPTION:
Investigate supplementing the County's potable water resources with advanced treated reclaimed water.

OPERATING COST IMPACT:
Operating cost is estimated to be $232,000 per year.

PROJECT COMPLETION DATE: Dec 2025

Neighborhood Community Area:
Keystone Odessa

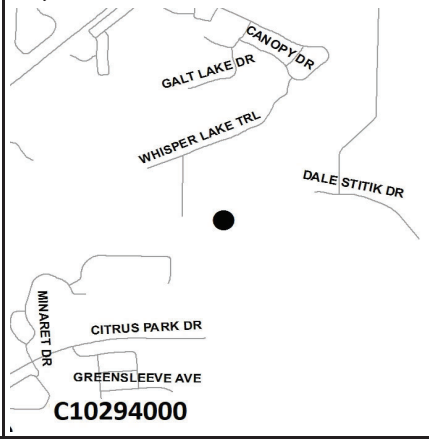

Sources of Funds (in $000s)	Total Estimated Sources	Prior Funding	FY 23 Carryforward	FY 23 Additional	FY 24	FY 25	FY 26	FY 27	Future
ARP Funds	$0	$0	$0	$0	$0	$0	$0	$0	$0
Enterprise Fees	6,850	3	147	700	6,000	0	0	0	0
Financing	0	0	0	0	0	0	0	0	0
Grants & County Match	0	0	0	0	0	0	0	0	0
Undetermined	0	0	0	0	0	0	0	0	0
Subtotal FY 23			$147	$700					
Total	**$6,850**	**$3**	**$847**		**$6,000**	**$0**	**$0**	**$0**	**$0**

Uses of Funds (in $000s)	Total Estimated Cost	Prior Expenses	FY 23 Carryforward	FY 23 Additional	FY 24	FY 25	FY 26	FY 27	Future
Capital [1]	$6,850	$3	$147	$700	$6,000	$0	$0	$0	$0
Contributions [2]	0	0	0	0	0	0	0	0	0
Non-Capital [3]	0	0	0	0	0	0	0	0	0
Subtotal FY 23			$147	$700					
Total	**$6,850**	**$3**	**$847**		**$6,000**	**$0**	**$0**	**$0**	**$0**

[1] Capital includes, but is not limited to, expenses related to capitalizable Development, Design, Land Acquisition, Equipment, Construction and Administration required to complete the project.
[2] Contributions includes, but is not limited to, funding through an agreement to other Government Agencies, Youth Organizations, Cultural Service Organizations and other Non-Profit Organizations.
[3] Non-Capital includes, but is not limited to, expenses related to Building Maintenance, Grounds & Landscaping Maintenance, Non-Capitalizable Equipment and other Professional Services.

PROJECT TITLE:
BALM RD SUPER PUMP STATION
CIE REQUIREMENTS: Y
LEVEL OF SERVICE IMPACT:

PROJECT NUMBER: C10314000

PROGRAM: WATER ENTERPRISE

PROJECT DESCRIPTION:
This project includes building a new wastewater pump station at the parcel: 0779155010 on Balm Road. This land parcel is owned by Hillsborough County.

OPERATING COST IMPACT:
No significant change in annual operating costs is anticipated.

PROJECT COMPLETION DATE: Dec 2026

Neighborhood Community Area:
Balm

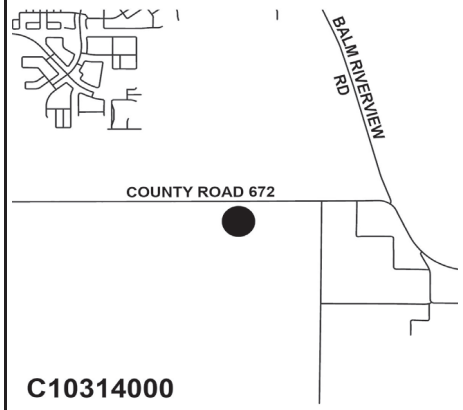

Sources of Funds (in $000s)	Total Estimated Sources	Prior Funding	FY 23 Carryforward	FY 23 Additional	FY 24	FY 25	FY 26	FY 27	Future
ARP Funds	$0	$0	$0	$0	$0	$0	$0	$0	$0
Enterprise Fees	0	0	0	0	0	0	0	0	0
Financing	40,000	0	0	40,000	0	0	0	0	0
Grants & County Match	0	0	0	0	0	0	0	0	0
Undetermined	0	0	0	0	0	0	0	0	0
Subtotal FY 23			$0	$40,000					
Total	**$40,000**	**$0**	**$40,000**		**$0**	**$0**	**$0**	**$0**	**$0**

Uses of Funds (in $000s)	Total Estimated Cost	Prior Expenses	FY 23 Carryforward	FY 23 Additional	FY 24	FY 25	FY 26	FY 27	Future
Capital [1]	$40,000	$0	$0	$40,000	$0	$0	$0	$0	$0
Contributions [2]	0	0	0	0	0	0	0	0	0
Non-Capital [3]	0	0	0	0	0	0	0	0	0
Subtotal FY 23			$0	$40,000					
Total	**$40,000**	**$0**	**$40,000**		**$0**	**$0**	**$0**	**$0**	**$0**

[1] Capital includes, but is not limited to, expenses related to capitalizable Development, Design, Land Acquisition, Equipment, Construction and Administration required to complete the project.
[2] Contributions includes, but is not limited to, funding through an agreement to other Government Agencies, Youth Organizations, Cultural Service Organizations and other Non-Profit Organizations.
[3] Non-Capital includes, but is not limited to, expenses related to Building Maintenance, Grounds & Landscaping Maintenance, Non-Capitalizable Equipment and other Professional Services.

PROJECT TITLE:
BALM RD SUPER PUMP STATION PHASE II
CIE REQUIREMENTS: Y
LEVEL OF SERVICE IMPACT:

PROJECT NUMBER: C10321000

PROGRAM: WATER ENTERPRISE

PROJECT DESCRIPTION:
This project is phase II which includes building a new wastewater pump station at the parcel: 0779155010 on Balm Road. This land parcel is owned by Hillsborough County.

OPERATING COST IMPACT:
Impact on annual operating and maintenance costs is to be determined.

PROJECT COMPLETION DATE: TBD

Neighborhood Community Area:
Balm

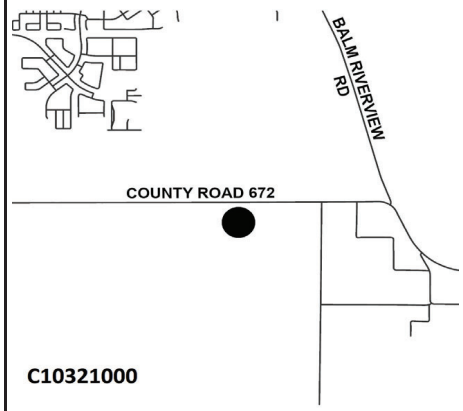

Sources of Funds (in $000s)	Total Estimated Sources	Prior Funding	FY 23 Carryforward	FY 23 Additional	FY 24	FY 25	FY 26	FY 27	Future
ARP Funds	$0	$0	$0	$0	$0	$0	$0	$0	$0
Enterprise Fees	0	0	0	0	0	0	0	0	0
Financing	30,000	0	0	0	0	0	0	0	30,000
Grants & County Match	0	0	0	0	0	0	0	0	0
Undetermined	0	0	0	0	0	0	0	0	0
Subtotal FY 23			$0	$0					
Total	**$30,000**	**$0**	**$0**		**$0**	**$0**	**$0**	**$0**	**$30,000**

Uses of Funds (in $000s)	Total Estimated Cost	Prior Expenses	FY 23 Carryforward	FY 23 Additional	FY 24	FY 25	FY 26	FY 27	Future
Capital [1]	$30,000	$0	$0	$0	$0	$0	$0	$0	$30,000
Contributions [2]	0	0	0	0	0	0	0	0	0
Non-Capital [3]	0	0	0	0	0	0	0	0	0
Subtotal FY 23			$0	$0					
Total	**$30,000**	**$0**	**$0**		**$0**	**$0**	**$0**	**$0**	**$30,000**

[1] Capital includes, but is not limited to, expenses related to capitalizable Development, Design, Land Acquisition, Equipment, Construction and Administration required to complete the project.
[2] Contributions includes, but is not limited to, funding through an agreement to other Government Agencies, Youth Organizations, Cultural Service Organizations and other Non-Profit Organizations.
[3] Non-Capital includes, but is not limited to, expenses related to Building Maintenance, Grounds & Landscaping Maintenance, Non-Capitalizable Equipment and other Professional Services.

PROJECT TITLE:
BALM RIVERVIEW RD PARALLEL FORCEMAIN
CIE REQUIREMENTS: Y
LEVEL OF SERVICE IMPACT:

PROJECT NUMBER: C10316000

PROGRAM: WATER ENTERPRISE

PROJECT DESCRIPTION:
This project includes building a new wastewater force main along on Balm Riverview Road between Big Bend East Road and Balm Road. The force main is approximately 12,500 ft.

OPERATING COST IMPACT:
No significant change in annual operating costs is anticipated.

PROJECT COMPLETION DATE: Dec 2026

Neighborhood Community Area:
Balm

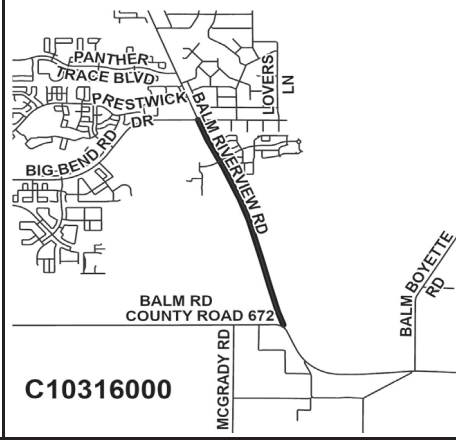

Sources of Funds (in $000s)	Total Estimated Sources	Prior Funding	FY 23 Carryforward	FY 23 Additional	FY 24	FY 25	FY 26	FY 27	Future
ARP Funds	$0	$0	$0	$0	$0	$0	$0	$0	$0
Enterprise Fees	0	0	0	0	0	0	0	0	0
Financing	24,000	0	0	24,000	0	0	0	0	0
Grants & County Match	0	0	0	0	0	0	0	0	0
Undetermined	0	0	0	0	0	0	0	0	0
Subtotal FY 23			$0	$24,000					
Total	**$24,000**	**$0**	**$24,000**		**$0**	**$0**	**$0**	**$0**	**$0**

Uses of Funds (in $000s)	Total Estimated Cost	Prior Expenses	FY 23 Carryforward	FY 23 Additional	FY 24	FY 25	FY 26	FY 27	Future
Capital [1]	$24,000	$0	$0	$24,000	$0	$0	$0	$0	$0
Contributions [2]	0	0	0	0	0	0	0	0	0
Non-Capital [3]	0	0	0	0	0	0	0	0	0
Subtotal FY 23			$0	$24,000					
Total	**$24,000**	**$0**	**$24,000**		**$0**	**$0**	**$0**	**$0**	**$0**

[1] Capital includes, but is not limited to, expenses related to capitalizable Development, Design, Land Acquisition, Equipment, Construction and Administration required to complete the project.
[2] Contributions includes, but is not limited to, funding through an agreement to other Government Agencies, Youth Organizations, Cultural Service Organizations and other Non-Profit Organizations.
[3] Non-Capital includes, but is not limited to, expenses related to Building Maintenance, Grounds & Landscaping Maintenance, Non-Capitalizable Equipment and other Professional Services.

PROJECT TITLE: COUNTYWIDE NON-URGENT FACILITY R&R (MP)
PROJECT NUMBER: C31979000
CIE REQUIREMENTS: Y
LEVEL OF SERVICE IMPACT: M
PROGRAM: WATER ENTERPRISE

PROJECT DESCRIPTION:
Renovation / replacement of countywide buildings and structures operated and maintained by the Water Enterprise.

Neighborhood Community Area:
Countywide

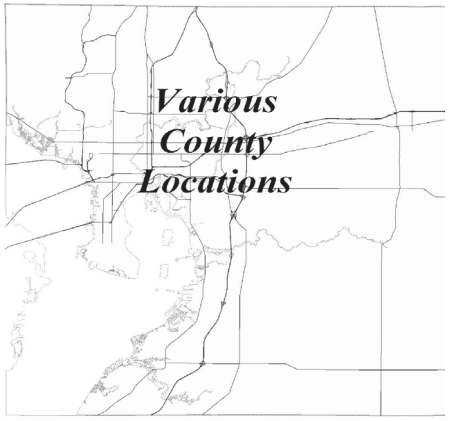

OPERATING COST IMPACT:
No significant change in annual operating costs is anticipated.

PROJECT COMPLETION DATE: Ongoing

Sources of Funds (in $000s)	Total Estimated Sources	Prior Funding	FY 23 Carryforward	FY 23 Additional	FY 24	FY 25	FY 26	FY 27	Future
ARP Funds	$0	$0	$0	$0	$0	$0	$0	$0	$0
Enterprise Fees	11,562	6,234	753	500	500	75	500	500	2,500
Financing	697	697	0	0	0	0	0	0	0
Grants & County Match	0	0	0	0	0	0	0	0	0
Undetermined	0	0	0	0	0	0	0	0	0
Subtotal FY 23			$753	$500					
Total	**$12,260**	**$6,931**	**$1,253**		**$500**	**$75**	**$500**	**$500**	**$2,500**

Uses of Funds (in $000s)	Total Estimated Cost	Prior Expenses	FY 23 Carryforward	FY 23 Additional	FY 24	FY 25	FY 26	FY 27	Future
Capital [1]	$11,745	$6,847	$323	$500	$500	$75	$500	$500	$2,500
Contributions [2]	0	0	0	0	0	0	0	0	0
Non-Capital [3]	515	84	431	0	0	0	0	0	0
Subtotal FY 23			$753	$500					
Total	**$12,260**	**$6,931**	**$1,253**		**$500**	**$75**	**$500**	**$500**	**$2,500**

[1] Capital includes, but is not limited to, expenses related to capitalizable Development, Design, Land Acquisition, Equipment, Construction and Administration required to complete the project.
[2] Contributions includes, but is not limited to, funding through an agreement to other Government Agencies, Youth Organizations, Cultural Service Organizations and other Non-Profit Organizations.
[3] Non-Capital includes, but is not limited to, expenses related to Building Maintenance, Grounds & Landscaping Maintenance, Non-Capitalizable Equipment and other Professional Services.

PROJECT TITLE: COUNTYWIDE POTABLE WATER TRANSMISSION AND DISTRIBUTION SYSTEM (MP)
PROJECT NUMBER: C31977000
CIE REQUIREMENTS: Y
LEVEL OF SERVICE IMPACT: M
PROGRAM: WATER ENTERPRISE

PROJECT DESCRIPTION:
Design and construction of Countywide water transmission and distribution lines that require replacement or system upgrade. This project includes water distribution projects that improve level of service - pressure, quality, quantity and fire protection. This project will allow for limited line extensions to loop systems or provide fire protection. The County's existing water distribution system has small areas where improvements are required to meet our water quality and pressure goals.

Neighborhood Community Area:
Countywide

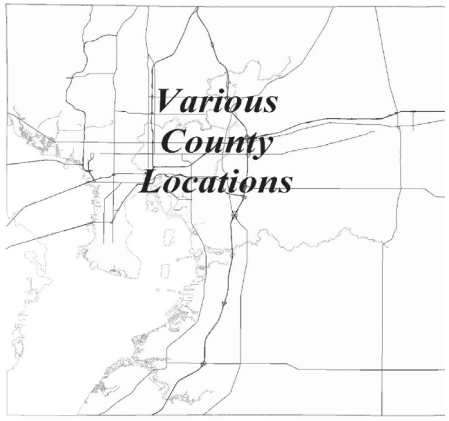

OPERATING COST IMPACT:
No significant change in annual operating costs is anticipated.

PROJECT COMPLETION DATE: Ongoing

Sources of Funds (in $000s)	Total Estimated Sources	Prior Funding	FY 23 Carryforward	FY 23 Additional	FY 24	FY 25	FY 26	FY 27	Future
ARP Funds	$0	$0	$0	$0	$0	$0	$0	$0	$0
Enterprise Fees	154,189	19,082	5,607	10,000	10,000	10,000	11,500	13,000	75,000
Financing	2,869	2,869	0	0	0	0	0	0	0
Grants & County Match	0	0	0	0	0	0	0	0	0
Undetermined	0	0	0	0	0	0	0	0	0
Subtotal FY 23			$5,607	$10,000					
Total	**$157,059**	**$21,952**	**$15,607**		**$10,000**	**$10,000**	**$11,500**	**$13,000**	**$75,000**

Uses of Funds (in $000s)	Total Estimated Cost	Prior Expenses	FY 23 Carryforward	FY 23 Additional	FY 24	FY 25	FY 26	FY 27	Future
Capital [1]	$157,059	$21,952	$5,607	$10,000	$10,000	$10,000	$11,500	$13,000	$75,000
Contributions [2]	0	0	0	0	0	0	0	0	0
Non-Capital [3]	0	0	0	0	0	0	0	0	0
Subtotal FY 23			$5,607	$10,000					
Total	**$157,059**	**$21,952**	**$15,607**		**$10,000**	**$10,000**	**$11,500**	**$13,000**	**$75,000**

[1] Capital includes, but is not limited to, expenses related to capitalizable Development, Design, Land Acquisition, Equipment, Construction and Administration required to complete the project.
[2] Contributions includes, but is not limited to, funding through an agreement to other Government Agencies, Youth Organizations, Cultural Service Organizations and other Non-Profit Organizations.
[3] Non-Capital includes, but is not limited to, expenses related to Building Maintenance, Grounds & Landscaping Maintenance, Non-Capitalizable Equipment and other Professional Services.

PROJECT TITLE: COUNTYWIDE WASTEWATER COLLECTION AND TRANSMISSION SYSTEM (MP)
PROJECT NUMBER: C10171000
CIE REQUIREMENTS: Y
LEVEL OF SERVICE IMPACT: M
PROGRAM: WATER ENTERPRISE

PROJECT DESCRIPTION:
Design and construction of countywide wastewater force mains that require replacement or system upgrade. Portions of the existing wastewater collection and transmission system are reaching the end of their useful life. This aging infrastructure will take a significant investment to repair and replace.

Neighborhood Community Area:
Countywide

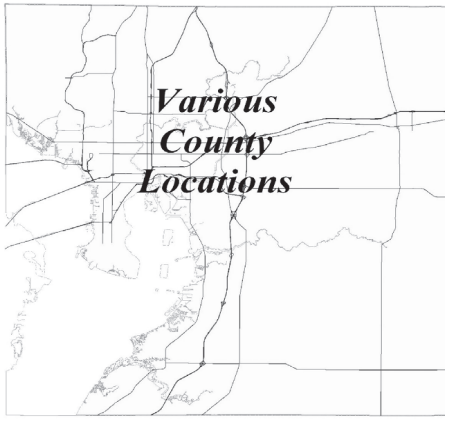

OPERATING COST IMPACT:
No significant change in annual operating costs is anticipated.

PROJECT COMPLETION DATE: Ongoing

Sources of Funds (in $000s)	Total Estimated Sources	Prior Funding	FY 23 Carryforward	FY 23 Additional	FY 24	FY 25	FY 26	FY 27	Future
ARP Funds	$0	$0	$0	$0	$0	$0	$0	$0	$0
Enterprise Fees	180,095	28,443	17,651	9,900	6,100	7,500	13,500	15,000	82,000
Financing	1,671	1,671	0	0	0	0	0	0	0
Grants & County Match	0	0	0	0	0	0	0	0	0
Undetermined	0	0	0	0	0	0	0	0	0
Subtotal FY 23			$17,651	$9,900					
Total	**$181,766**	**$30,114**	**$27,551**		**$6,100**	**$7,500**	**$13,500**	**$15,000**	**$82,000**

Uses of Funds (in $000s)	Total Estimated Cost	Prior Expenses	FY 23 Carryforward	FY 23 Additional	FY 24	FY 25	FY 26	FY 27	Future
Capital [1]	$181,766	$30,114	$17,651	$9,900	$6,100	$7,500	$13,500	$15,000	$82,000
Contributions [2]	0	0	0	0	0	0	0	0	0
Non-Capital [3]	0	0	0	0	0	0	0	0	0
Subtotal FY 23			$17,651	$9,900					
Total	**$181,766**	**$30,114**	**$27,551**		**$6,100**	**$7,500**	**$13,500**	**$15,000**	**$82,000**

[1] Capital includes, but is not limited to, expenses related to capitalizable Development, Design, Land Acquisition, Equipment, Construction and Administration required to complete the project.
[2] Contributions includes, but is not limited to, funding through an agreement to other Government Agencies, Youth Organizations, Cultural Service Organizations and other Non-Profit Organizations.
[3] Non-Capital includes, but is not limited to, expenses related to Building Maintenance, Grounds & Landscaping Maintenance, Non-Capitalizable Equipment and other Professional Services.

PROJECT TITLE: COUNTYWIDE WASTEWATER PUMP STATIONS R&R (MP)
PROJECT NUMBER: C10138000
CIE REQUIREMENTS: Y
LEVEL OF SERVICE IMPACT: M
PROGRAM: WATER ENTERPRISE

PROJECT DESCRIPTION:
This project provides for the annual major rehabilitation of 40-60 of the 699 pump stations owned, operated and maintained by the Water Enterprise. Failure to provide extensive maintenance will result in outages and increased O&M costs.

Neighborhood Community Area:
Countywide

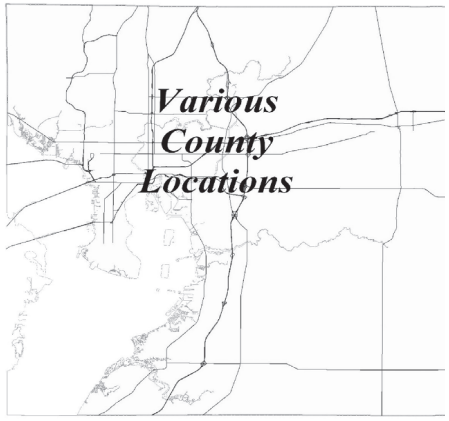

OPERATING COST IMPACT:
No significant change in annual operating costs is anticipated.

PROJECT COMPLETION DATE: Ongoing

Sources of Funds (in $000s)	Total Estimated Sources	Prior Funding	FY 23 Carryforward	FY 23 Additional	FY 24	FY 25	FY 26	FY 27	Future
ARP Funds	$0	$0	$0	$0	$0	$0	$0	$0	$0
Enterprise Fees	144,334	79,678	14,655	5,000	5,000	5,000	5,000	5,000	25,000
Financing	12,715	12,715	0	0	0	0	0	0	0
Grants & County Match	0	0	0	0	0	0	0	0	0
Undetermined	0	0	0	0	0	0	0	0	0
Subtotal FY 23			$14,655	$5,000					
Total	**$157,049**	**$92,394**	**$19,655**		**$5,000**	**$5,000**	**$5,000**	**$5,000**	**$25,000**

Uses of Funds (in $000s)	Total Estimated Cost	Prior Expenses	FY 23 Carryforward	FY 23 Additional	FY 24	FY 25	FY 26	FY 27	Future
Capital [1]	$152,769	$90,614	$12,155	$5,000	$5,000	$5,000	$5,000	$5,000	$25,000
Contributions [2]	0	0	0	0	0	0	0	0	0
Non-Capital [3]	4,280	1,780	2,500	0	0	0	0	0	0
Subtotal FY 23			$14,655	$5,000					
Total	**$157,049**	**$92,394**	**$19,655**		**$5,000**	**$5,000**	**$5,000**	**$5,000**	**$25,000**

[1] Capital includes, but is not limited to, expenses related to capitalizable Development, Design, Land Acquisition, Equipment, Construction and Administration required to complete the project.
[2] Contributions includes, but is not limited to, funding through an agreement to other Government Agencies, Youth Organizations, Cultural Service Organizations and other Non-Profit Organizations.
[3] Non-Capital includes, but is not limited to, expenses related to Building Maintenance, Grounds & Landscaping Maintenance, Non-Capitalizable Equipment and other Professional Services.

PROJECT TITLE:
FALKENBURG STRUCTURAL REHABILITATION
CIE REQUIREMENTS: Y
LEVEL OF SERVICE IMPACT: F

PROJECT NUMBER: C10293000

PROGRAM: WATER ENTERPRISE

PROJECT DESCRIPTION:
This project will repair the cracks and address structural deterioration and damages before structural failure occurs. For each structure, the structural engineer provided four approaches of rehabilitation: 1) ongoing maintenances; 2) miniumum rehab which will extend the structure life for 5 years; 3) medium rehab which will extend structure life for 10 years; and, 4) premium rehab which will extend structure life for 15 years.

OPERATING COST IMPACT:
No significant change in annual operating costs is anticipated.

PROJECT COMPLETION DATE: Mar 2023

Neighborhood Community Area:
Brandon

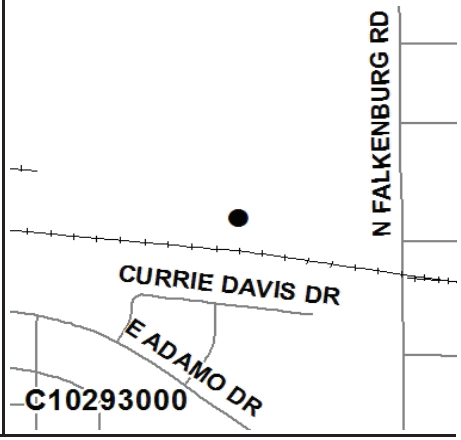

Sources of Funds (in $000s)	Total Estimated Sources	Prior Funding	FY 23 Carryforward	FY 23 Additional	FY 24	FY 25	FY 26	FY 27	Future
ARP Funds	$0	$0	$0	$0	$0	$0	$0	$0	$0
Enterprise Fees	6,587	94	2,493	0	0	0	4,000	0	0
Financing	0	0	0	0	0	0	0	0	0
Grants & County Match	0	0	0	0	0	0	0	0	0
Undetermined	0	0	0	0	0	0	0	0	0
Subtotal FY 23			$2,493	$0					
Total	**$6,587**	**$94**	**$2,493**		**$0**	**$0**	**$4,000**	**$0**	**$0**

Uses of Funds (in $000s)	Total Estimated Cost	Prior Expenses	FY 23 Carryforward	FY 23 Additional	FY 24	FY 25	FY 26	FY 27	Future
Capital [1]	$6,587	$94	$2,493	$0	$0	$0	$4,000	$0	$0
Contributions [2]	0	0	0	0	0	0	0	0	0
Non-Capital [3]	0	0	0	0	0	0	0	0	0
Subtotal FY 23			$2,493	$0					
Total	**$6,587**	**$94**	**$2,493**		**$0**	**$0**	**$4,000**	**$0**	**$0**

[1] Capital includes, but is not limited to, expenses related to capitalizable Development, Design, Land Acquisition, Equipment, Construction and Administration required to complete the project.
[2] Contributions includes, but is not limited to, funding through an agreement to other Government Agencies, Youth Organizations, Cultural Service Organizations and other Non-Profit Organizations.
[3] Non-Capital includes, but is not limited to, expenses related to Building Maintenance, Grounds & Landscaping Maintenance, Non-Capitalizable Equipment and other Professional Services.

PROJECT TITLE:
FLOW DIVERSION FROM FALKENBURG (PUMP STATIONS & PIPELINES)
CIE REQUIREMENTS: Y
LEVEL OF SERVICE IMPACT: E

PROJECT NUMBER: C10280000

PROGRAM: WATER ENTERPRISE

PROJECT DESCRIPTION:
An initial evaluation of alternatives was completed for reducing wastewater flow to the Falkenburg AWTF and diverting that flow to the Valrico and/or South County AWTFs. The scope includes design, permitting and construction of a wastewater flow diversion system from the Falkenburg AWTF to the Valrico AWTF. This will free up additional capacity at the Falkenburg AWTF. It also includes approximately 4,500 LF of new 36" force main and a new master/super pump station to divert approximately 2 MGD, therefore creating 2 MGD of additional capacity available at the Falkenburg AWTF.

OPERATING COST IMPACT:
Operating cost is estimated to be $26,000 per year.

PROJECT COMPLETION DATE: Sep 2023

Neighborhood Community Area:
Valrico

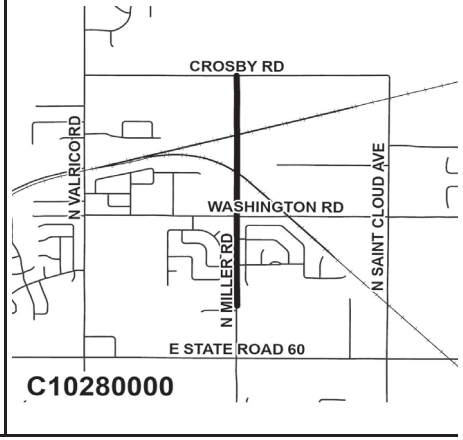

Sources of Funds (in $000s)	Total Estimated Sources	Prior Funding	FY 23 Carryforward	FY 23 Additional	FY 24	FY 25	FY 26	FY 27	Future
ARP Funds	$0	$0	$0	$0	$0	$0	$0	$0	$0
Enterprise Fees	2,000	1,007	993	0	0	0	0	0	0
Financing	19,514	408	19,106	0	0	0	0	0	0
Grants & County Match	0	0	0	0	0	0	0	0	0
Undetermined	0	0	0	0	0	0	0	0	0
Subtotal FY 23			$20,098	$0					
Total	**$21,514**	**$1,416**	**$20,098**		**$0**	**$0**	**$0**	**$0**	**$0**

Uses of Funds (in $000s)	Total Estimated Cost	Prior Expenses	FY 23 Carryforward	FY 23 Additional	FY 24	FY 25	FY 26	FY 27	Future
Capital [1]	$21,514	$1,416	$20,098	$0	$0	$0	$0	$0	$0
Contributions [2]	0	0	0	0	0	0	0	0	0
Non-Capital [3]	0	0	0	0	0	0	0	0	0
Subtotal FY 23			$20,098	$0					
Total	**$21,514**	**$1,416**	**$20,098**		**$0**	**$0**	**$0**	**$0**	**$0**

[1] Capital includes, but is not limited to, expenses related to capitalizable Development, Design, Land Acquisition, Equipment, Construction and Administration required to complete the project.
[2] Contributions includes, but is not limited to, funding through an agreement to other Government Agencies, Youth Organizations, Cultural Service Organizations and other Non-Profit Organizations.
[3] Non-Capital includes, but is not limited to, expenses related to Building Maintenance, Grounds & Landscaping Maintenance, Non-Capitalizable Equipment and other Professional Services.

PROJECT TITLE:
FRANCHISE ACQUISITION AND CONNECTION (NW SERVICE AREA)
CIE REQUIREMENTS: Y
LEVEL OF SERVICE IMPACT: F

PROJECT NUMBER: C10302000

PROGRAM: WATER ENTERPRISE

PROJECT DESCRIPTION:
Purchase both the Windemere and Sunset Plaza Private Utility Franchises and connect the water and wastewater systems to the County infrastructure systems.

OPERATING COST IMPACT:
Impact on annual operating and maintenance costs is to be determined.

PROJECT COMPLETION DATE: Dec 2026

Neighborhood Community Area:
Lutz

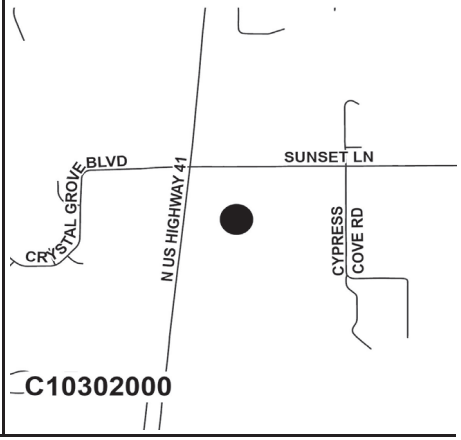

Sources of Funds ($000s)	Total Estimated Sources	Prior Funding	FY 23 Carryforward	FY 23 Additional	FY 24	FY 25	FY 26	FY 27	Future
ARP Funds	$0	$0	$0	$0	$0	$0	$0	$0	$0
Enterprise Fees	21,956	128	4,147	8,874	8,807	0	0	0	0
Financing	0	0	0	0	0	0	0	0	0
Grants & County Match	0	0	0	0	0	0	0	0	0
Undetermined	0	0	0	0	0	0	0	0	0
Subtotal FY 23			$4,147	$8,874					
Total	**$21,956**	**$128**	**$13,021**		**$8,807**	**$0**	**$0**	**$0**	**$0**

Uses of Funds ($000s)	Total Estimated Cost	Prior Expenses	FY 23 Carryforward	FY 23 Additional	FY 24	FY 25	FY 26	FY 27	Future
Capital [1]	$21,956	$128	$4,147	$8,874	$8,807	$0	$0	$0	$0
Contributions [2]	0	0	0	0	0	0	0	0	0
Non-Capital [3]	0	0	0	0	0	0	0	0	0
Subtotal FY 23			$4,147	$8,874					
Total	**$21,956**	**$128**	**$13,021**		**$8,807**	**$0**	**$0**	**$0**	**$0**

[1] Capital includes, but is not limited to, expenses related to capitalizable Development, Design, Land Acquisition, Equipment, Construction and Administration required to complete the project.
[2] Contributions includes, but is not limited to, funding through an agreement to other Government Agencies, Youth Organizations, Cultural Service Organizations and other Non-Profit Organizations.
[3] Non-Capital includes, but is not limited to, expenses related to Building Maintenance, Grounds & Landscaping Maintenance, Non-Capitalizable Equipment and other Professional Services.

PROJECT TITLE:
GIBSONTON AREA SEPTIC TO SEWER CONVERSION PROGRAM
CIE REQUIREMENTS: Y
LEVEL OF SERVICE IMPACT: F

PROJECT NUMBER: C10299000

PROGRAM: WATER ENTERPRISE

PROJECT DESCRIPTION:
This project will build wastewater collection system for existing residents and future developments in the Gibsonton Area.

OPERATING COST IMPACT:
No significant change in annual operating costs is anticipated.

PROJECT COMPLETION DATE: Dec 2028

Neighborhood Community Area:
Gibsonton

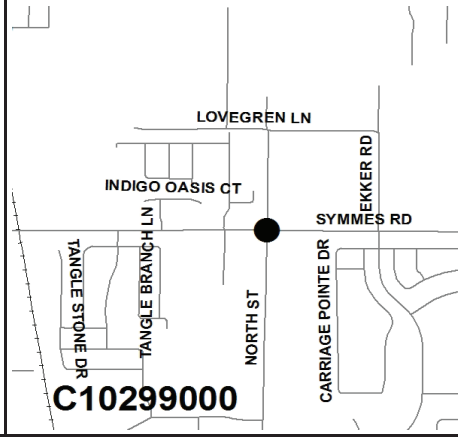

Sources of Funds ($000s)	Total Estimated Sources	Prior Funding	FY 23 Carryforward	FY 23 Additional	FY 24	FY 25	FY 26	FY 27	Future
ARP Funds	$0	$0	$0	$0	$0	$0	$0	$0	$0
Enterprise Fees	41,744	0	0	0	12,688	13,195	13,095	2,766	0
Financing	0	0	0	0	0	0	0	0	0
Grants & County Match	20,300	0	0	0	0	0	0	0	20,300
Undetermined	0	0	0	0	0	0	0	0	0
Subtotal FY 23			$1,198	$0					
Total	**$65,044**	**$1,802**	**$1,198**		**$12,688**	**$13,195**	**$13,095**	**$2,766**	**$20,300**

Uses of Funds ($000s)	Total Estimated Cost	Prior Expenses	FY 23 Carryforward	FY 23 Additional	FY 24	FY 25	FY 26	FY 27	Future
Capital [1]	$65,044	$1,802	$1,198	$0	$12,688	$13,195	$13,095	$2,766	$20,300
Contributions [2]	0	0	0	0	0	0	0	0	0
Non-Capital [3]	0	0	0	0	0	0	0	0	0
Subtotal FY 23			$1,198	$0					
Total	**$65,044**	**$1,802**	**$1,198**		**$12,688**	**$13,195**	**$13,095**	**$2,766**	**$20,300**

[1] Capital includes, but is not limited to, expenses related to capitalizable Development, Design, Land Acquisition, Equipment, Construction and Administration required to complete the project.
[2] Contributions includes, but is not limited to, funding through an agreement to other Government Agencies, Youth Organizations, Cultural Service Organizations and other Non-Profit Organizations.
[3] Non-Capital includes, but is not limited to, expenses related to Building Maintenance, Grounds & Landscaping Maintenance, Non-Capitalizable Equipment and other Professional Services.

PROJECT TITLE: **PROJECT NUMBER: C10318000**
GIBSONTON AREA SEPTIC TO SEWER CONVERSION PROGRAM - ARP ACT 3 FUNDS
CIE REQUIREMENTS: Y
LEVEL OF SERVICE IMPACT: F **PROGRAM: WATER ENTERPRISE**

PROJECT DESCRIPTION:
This project will build wastewater collection system for existing residents and future developments in the Gibsonton Area.

OPERATING COST IMPACT:
No significant change in annual operating costs is anticipated.

PROJECT COMPLETION DATE: TBD

Neighborhood Community Area:
Gibsonton

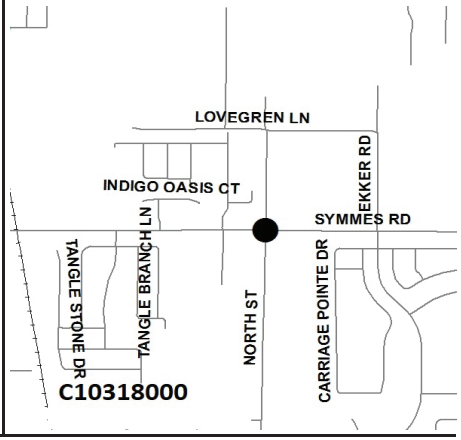

Sources of Funds ($000s)	Total Estimated Sources	Prior Funding	FY 23 Carryforward	FY 23 Additional	FY 24	FY 25	FY 26	FY 27	Future
ARP Funds	$30,000	$0	$30,000	$0	$0	$0	$0	$0	$0
Enterprise Fees	0	0	0	0	0	0	0	0	0
Financing	0	0	0	0	0	0	0	0	0
Grants & County Match	0	0	0	0	0	0	0	0	0
Undetermined	0	0	0	0	0	0	0	0	0
Subtotal FY 23			$30,000	$0					
Total	**$30,000**	**$0**	**$30,000**		**$0**	**$0**	**$0**	**$0**	**$0**

Uses of Funds ($000s)	Total Estimated Cost	Prior Expenses	FY 23 Carryforward	FY 23 Additional	FY 24	FY 25	FY 26	FY 27	Future
Capital [1]	$30,000	$0	$30,000	$0	$0	$0	$0	$0	$0
Contributions [2]	0	0	0	0	0	0	0	0	0
Non-Capital [3]	0	0	0	0	0	0	0	0	0
Subtotal FY 23			$30,000	$0					
Total	**$30,000**	**$0**	**$30,000**		**$0**	**$0**	**$0**	**$0**	**$0**

[1] Capital includes, but is not limited to, expenses related to capitalizable Development, Design, Land Acquisition, Equipment, Construction and Administration required to complete the project.
[2] Contributions includes, but is not limited to, funding through an agreement to other Government Agencies, Youth Organizations, Cultural Service Organizations and other Non-Profit Organizations.
[3] Non-Capital includes, but is not limited to, expenses related to Building Maintenance, Grounds & Landscaping Maintenance, Non-Capitalizable Equipment and other Professional Services.

PROJECT TITLE: **PROJECT NUMBER: C10768000**
LOW PRESSURE SEWER SYSTEM (LPSS) (MP)
CIE REQUIREMENTS: Y
LEVEL OF SERVICE IMPACT: M **PROGRAM: WATER ENTERPRISE**

PROJECT DESCRIPTION:
Retrofit and install approximately 100 LPSS units in the South County area per year.

OPERATING COST IMPACT:
No significant change in annual operating costs is anticipated.

PROJECT COMPLETION DATE: Ongoing

Neighborhood Community Area:
Countywide

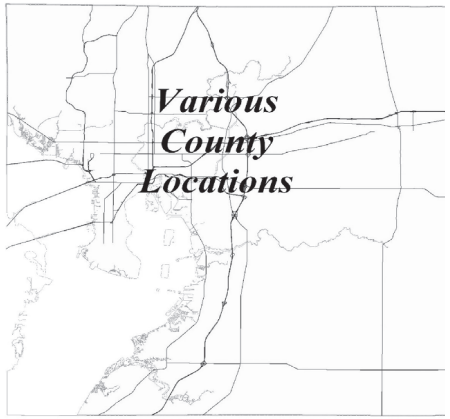

Sources of Funds ($000s)	Total Estimated Sources	Prior Funding	FY 23 Carryforward	FY 23 Additional	FY 24	FY 25	FY 26	FY 27	Future
ARP Funds	$0	$0	$0	$0	$0	$0	$0	$0	$0
Enterprise Fees	18,409	15,160	749	700	700	500	300	300	0
Financing	4,247	4,247	0	0	0	0	0	0	0
Grants & County Match	0	0	0	0	0	0	0	0	0
Undetermined	0	0	0	0	0	0	0	0	0
Subtotal FY 23			$749	$700					
Total	**$22,656**	**$19,407**	**$1,449**		**$700**	**$500**	**$300**	**$300**	**$0**

Uses of Funds ($000s)	Total Estimated Cost	Prior Expenses	FY 23 Carryforward	FY 23 Additional	FY 24	FY 25	FY 26	FY 27	Future
Capital [1]	$22,656	$19,407	$749	$700	$700	$500	$300	$300	$0
Contributions [2]	0	0	0	0	0	0	0	0	0
Non-Capital [3]	0	0	0	0	0	0	0	0	0
Subtotal FY 23			$749	$700					
Total	**$22,656**	**$19,407**	**$1,449**		**$700**	**$500**	**$300**	**$300**	**$0**

[1] Capital includes, but is not limited to, expenses related to capitalizable Development, Design, Land Acquisition, Equipment, Construction and Administration required to complete the project.
[2] Contributions includes, but is not limited to, funding through an agreement to other Government Agencies, Youth Organizations, Cultural Service Organizations and other Non-Profit Organizations.
[3] Non-Capital includes, but is not limited to, expenses related to Building Maintenance, Grounds & Landscaping Maintenance, Non-Capitalizable Equipment and other Professional Services.

PROJECT TITLE:
LPSS SCADA SYSTEM REPLACEMENT (MP)
CIE REQUIREMENTS: Y
LEVEL OF SERVICE IMPACT: M

PROJECT NUMBER: C10310000

PROGRAM: WATER ENTERPRISE

PROJECT DESCRIPTION:
Replacement of the existing SCADA system currently in use with the Low Pressure Sewer System. The existing system has become obsolete, and is no longer supported. A new replacement system is required to maintain proper communication with the LPSS units located throughout the service area.

OPERATING COST IMPACT:
No significant change in annual operating costs is anticipated.

PROJECT COMPLETION DATE: Ongoing

Neighborhood Community Area:
Countywide

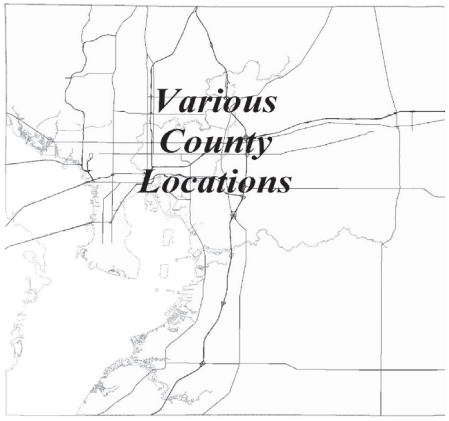

Sources of Funds (in $000s)	Total Estimated Sources	Prior Funding	FY 23 Carryforward	FY 23 Additional	FY 24	FY 25	FY 26	FY 27	Future
ARP Funds	$0	$0	$0	$0	$0	$0	$0	$0	$0
Enterprise Fees	3,000	0	750	750	750	750	0	0	0
Financing	0	0	0	0	0	0	0	0	0
Grants & County Match	0	0	0	0	0	0	0	0	0
Undetermined	0	0	0	0	0	0	0	0	0
Subtotal FY 23			$750	$750					
Total	**$3,000**	**$0**	**$1,500**		**$750**	**$750**	**$0**	**$0**	**$0**

Uses of Funds (in $000s)	Total Estimated Cost	Prior Expenses	FY 23 Carryforward	FY 23 Additional	FY 24	FY 25	FY 26	FY 27	Future
Capital [1]	$3,000	$0	$750	$750	$750	$750	$0	$0	$0
Contributions [2]	0	0	0	0	0	0	0	0	0
Non-Capital [3]	0	0	0	0	0	0	0	0	0
Subtotal FY 23			$750	$750					
Total	**$3,000**	**$0**	**$1,500**		**$750**	**$750**	**$0**	**$0**	**$0**

[1] Capital includes, but is not limited to, expenses related to capitalizable Development, Design, Land Acquisition, Equipment, Construction and Administration required to complete the project.
[2] Contributions includes, but is not limited to, funding through an agreement to other Government Agencies, Youth Organizations, Cultural Service Organizations and other Non-Profit Organizations.
[3] Non-Capital includes, but is not limited to, expenses related to Building Maintenance, Grounds & Landscaping Maintenance, Non-Capitalizable Equipment and other Professional Services.

PROJECT TITLE:
MAINTENANCE FACILITY (NW SERVICE AREA)
CIE REQUIREMENTS: Y
LEVEL OF SERVICE IMPACT: F

PROJECT NUMBER: C10304000

PROGRAM: WATER ENTERPRISE

PROJECT DESCRIPTION:
Design and construction of a new Maintenance Facility to provide work space for utility maintenance staff who maintain Water Resources assets at the Northwest Regional Water Reclamation Facility and surrounding northwest service area.

OPERATING COST IMPACT:
Impact on annual operating and maintenance costs is to be determined.

PROJECT COMPLETION DATE: Sep 2025

Neighborhood Community Area:
Keystone Odessa

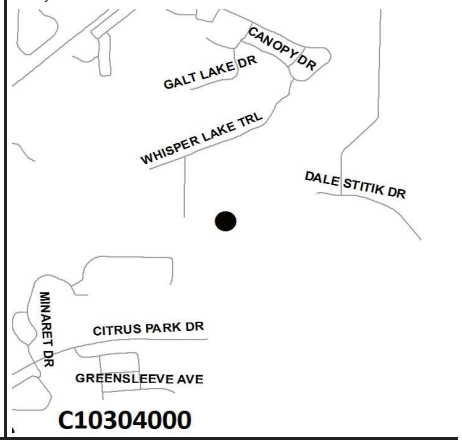

Sources of Funds (in $000s)	Total Estimated Sources	Prior Funding	FY 23 Carryforward	FY 23 Additional	FY 24	FY 25	FY 26	FY 27	Future
ARP Funds	$0	$0	$0	$0	$0	$0	$0	$0	$0
Enterprise Fees	12,000	0	0	1,800	10,200	0	0	0	0
Financing	0	0	0	0	0	0	0	0	0
Grants & County Match	0	0	0	0	0	0	0	0	0
Undetermined	0	0	0	0	0	0	0	0	0
Subtotal FY 23			$0	$1,800					
Total	**$12,000**	**$0**	**$1,800**		**$10,200**	**$0**	**$0**	**$0**	**$0**

Uses of Funds (in $000s)	Total Estimated Cost	Prior Expenses	FY 23 Carryforward	FY 23 Additional	FY 24	FY 25	FY 26	FY 27	Future
Capital [1]	$12,000	$0	$0	$1,800	$10,200	$0	$0	$0	$0
Contributions [2]	0	0	0	0	0	0	0	0	0
Non-Capital [3]	0	0	0	0	0	0	0	0	0
Subtotal FY 23			$0	$1,800					
Total	**$12,000**	**$0**	**$1,800**		**$10,200**	**$0**	**$0**	**$0**	**$0**

[1] Capital includes, but is not limited to, expenses related to capitalizable Development, Design, Land Acquisition, Equipment, Construction and Administration required to complete the project.
[2] Contributions includes, but is not limited to, funding through an agreement to other Government Agencies, Youth Organizations, Cultural Service Organizations and other Non-Profit Organizations.
[3] Non-Capital includes, but is not limited to, expenses related to Building Maintenance, Grounds & Landscaping Maintenance, Non-Capitalizable Equipment and other Professional Services.

PROJECT TITLE: NORTHWEST HILLSBOROUGH AQUIFER RECHARGE PROGRAM (NHARP)
PROJECT NUMBER: C10238000
CIE REQUIREMENTS: Y
LEVEL OF SERVICE IMPACT: E
PROGRAM: WATER ENTERPRISE

PROJECT DESCRIPTION:
Design and construction of the Northwest Hillsborough Regional Aquifer Recharge system. The recharge system will be located at the Northwest Dechlorination Facility (NWDF) and will include an exploratory well and associated monitoring wells. The project includes preparation of bid documents, bidding the work to a qualified driller, oversight services, construction of wells, re-permitting the wells to allow commencement of recharge activities, and well completion reports.

OPERATING COST IMPACT:
No significant change in annual operating costs is anticipated.

PROJECT COMPLETION DATE: Dec 2022

Neighborhood Community Area:
Keystone Odessa

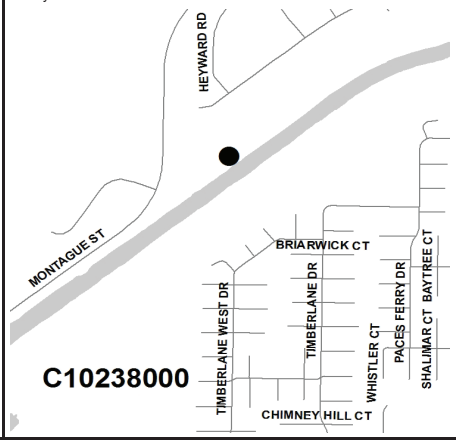

Sources of Funds (in $000s)	Total Estimated Sources	Prior Funding	FY 23 Carryforward	FY 23 Additional	FY 24	FY 25	FY 26	FY 27	Future
ARP Funds	$0	$0	$0	$0	$0	$0	$0	$0	$0
Enterprise Fees	5,250	3,751	1,499	0	0	0	0	0	0
Financing	0	0	0	0	0	0	0	0	0
Grants & County Match	0	0	0	0	0	0	0	0	0
Undetermined	0	0	0	0	0	0	0	0	0
Subtotal FY 23			$1,499	$0					
Total	**$5,250**	**$3,751**	**$1,499**		**$0**	**$0**	**$0**	**$0**	**$0**

Uses of Funds (in $000s)	Total Estimated Cost	Prior Expenses	FY 23 Carryforward	FY 23 Additional	FY 24	FY 25	FY 26	FY 27	Future
Capital [1]	$5,250	$3,751	$1,499	$0	$0	$0	$0	$0	$0
Contributions [2]	0	0	0	0	0	0	0	0	0
Non-Capital [3]	0	0	0	0	0	0	0	0	0
Subtotal FY 23			$1,499	$0					
Total	**$5,250**	**$3,751**	**$1,499**		**$0**	**$0**	**$0**	**$0**	**$0**

[1] Capital includes, but is not limited to, expenses related to capitalizable Development, Design, Land Acquisition, Equipment, Construction and Administration required to complete the project.
[2] Contributions includes, but is not limited to, funding through an agreement to other Government Agencies, Youth Organizations, Cultural Service Organizations and other Non-Profit Organizations.
[3] Non-Capital includes, but is not limited to, expenses related to Building Maintenance, Grounds & Landscaping Maintenance, Non-Capitalizable Equipment and other Professional Services.

PROJECT TITLE: NORTHWEST REGIONAL WRF SYSTEM IMPROVEMENTS & EXPANSION
PROJECT NUMBER: C10239000
CIE REQUIREMENTS: Y
LEVEL OF SERVICE IMPACT: M
PROGRAM: WATER ENTERPRISE

PROJECT DESCRIPTION:
Design, permit and construct improvements to the Northwest Regional Water Reclamation Facility. The current facility is permitted to treat 10.0 million gallons per day. The anticipated improvements will increase the permitted capacity to 30.0 million gallons per day. This permitted capacity allows for one full treatment train to be out of service for maintenance and operational flexibility. Improvements are essential to long-term environmental needs and the necessary decommissioning of the River Oaks and Dale Mabry Wastewater Treatment Plants.

OPERATING COST IMPACT:
No significant change in annual operating costs is anticipated.

PROJECT COMPLETION DATE: Dec 2023

Neighborhood Community Area:
Keystone Odessa

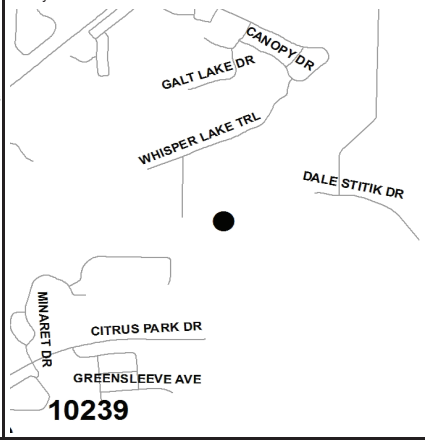

Sources of Funds (in $000s)	Total Estimated Sources	Prior Funding	FY 23 Carryforward	FY 23 Additional	FY 24	FY 25	FY 26	FY 27	Future
ARP Funds	$0	$0	$0	$0	$0	$0	$0	$0	$0
Enterprise Fees	25,515	21,201	4,314	0	0	0	0	0	0
Financing	180,868	176,469	4,399	0	0	0	0	0	0
Grants & County Match	0	0	0	0	0	0	0	0	0
Undetermined	0	0	0	0	0	0	0	0	0
Subtotal FY 23			$8,713	$0					
Total	**$206,383**	**$197,670**	**$8,713**		**$0**	**$0**	**$0**	**$0**	**$0**

Uses of Funds (in $000s)	Total Estimated Cost	Prior Expenses	FY 23 Carryforward	FY 23 Additional	FY 24	FY 25	FY 26	FY 27	Future
Capital [1]	$206,383	$197,670	$8,713	$0	$0	$0	$0	$0	$0
Contributions [2]	0	0	0	0	0	0	0	0	0
Non-Capital [3]	0	0	0	0	0	0	0	0	0
Subtotal FY 23			$8,713	$0					
Total	**$206,383**	**$197,670**	**$8,713**		**$0**	**$0**	**$0**	**$0**	**$0**

[1] Capital includes, but is not limited to, expenses related to capitalizable Development, Design, Land Acquisition, Equipment, Construction and Administration required to complete the project.
[2] Contributions includes, but is not limited to, funding through an agreement to other Government Agencies, Youth Organizations, Cultural Service Organizations and other Non-Profit Organizations.
[3] Non-Capital includes, but is not limited to, expenses related to Building Maintenance, Grounds & Landscaping Maintenance, Non-Capitalizable Equipment and other Professional Services.

PROJECT TITLE:
NORTHWEST RWRF ACCESS ROADS FROM CITRUS PARK DR
CIE REQUIREMENTS: Y
LEVEL OF SERVICE IMPACT:

PROJECT NUMBER: C10313000

PROGRAM: WATER ENTERPRISE

PROJECT DESCRIPTION:
Design permit and construct access roads from Citrus Park Drive to the Northwest RWRF.

OPERATING COST IMPACT:
No significant change in annual operating costs is anticipated.

PROJECT COMPLETION DATE: Dec 2023

Neighborhood Community Area:
Keystone Odessa

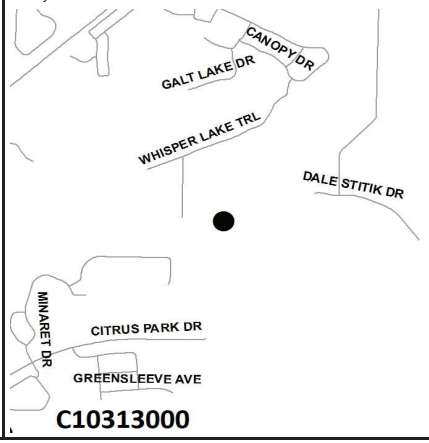

Sources of Funds (in $000s)	Total Estimated Sources	Prior Funding	FY 23 Carryforward	FY 23 Additional	FY 24	FY 25	FY 26	FY 27	Future
ARP Funds	$0	$0	$0	$0	$0	$0	$0	$0	$0
Enterprise Fees	3,964	0	250	520	3,194	0	0	0	0
Financing	0	0	0	0	0	0	0	0	0
Grants & County Match	0	0	0	0	0	0	0	0	0
Undetermined	0	0	0	0	0	0	0	0	0
Subtotal FY 23			$250	$520					
Total	**$3,964**	**$0**	**$770**		**$3,194**	**$0**	**$0**	**$0**	**$0**

Uses of Funds (in $000s)	Total Estimated Cost	Prior Expenses	FY 23 Carryforward	FY 23 Additional	FY 24	FY 25	FY 26	FY 27	Future
Capital [1]	$3,964	$0	$250	$520	$3,194	$0	$0	$0	$0
Contributions [2]	0	0	0	0	0	0	0	0	0
Non-Capital [3]	0	0	0	0	0	0	0	0	0
Subtotal FY 23			$250	$520					
Total	**$3,964**	**$0**	**$770**		**$3,194**	**$0**	**$0**	**$0**	**$0**

[1] Capital includes, but is not limited to, expenses related to capitalizable Development, Design, Land Acquisition, Equipment, Construction and Administration required to complete the project.
[2] Contributions includes, but is not limited to, funding through an agreement to other Government Agencies, Youth Organizations, Cultural Service Organizations and other Non-Profit Organizations.
[3] Non-Capital includes, but is not limited to, expenses related to Building Maintenance, Grounds & Landscaping Maintenance, Non-Capitalizable Equipment and other Professional Services.

PROJECT TITLE:
NORTHWEST RWRF ODOR CONTROL
CIE REQUIREMENTS: Y
LEVEL OF SERVICE IMPACT:

PROJECT NUMBER: C10312000

PROGRAM: WATER ENTERPRISE

PROJECT DESCRIPTION:
This project will include mechanical improvements at the headworks of the facility and/or the addition of chemicals within the collection system that will result in the reduction of hydrogen sulfide gas at the headworks of the facility.

OPERATING COST IMPACT:
No significant change in annual operating costs is anticipated.

PROJECT COMPLETION DATE: Dec 2023

Neighborhood Community Area:
Keystone Odessa

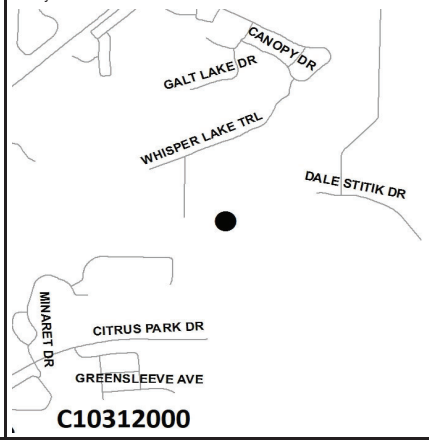

Sources of Funds (in $000s)	Total Estimated Sources	Prior Funding	FY 23 Carryforward	FY 23 Additional	FY 24	FY 25	FY 26	FY 27	Future
ARP Funds	$0	$0	$0	$0	$0	$0	$0	$0	$0
Enterprise Fees	2,000	0	2,000	0	0	0	0	0	0
Financing	0	0	0	0	0	0	0	0	0
Grants & County Match	0	0	0	0	0	0	0	0	0
Undetermined	0	0	0	0	0	0	0	0	0
Subtotal FY 23			$2,000	$0					
Total	**$2,000**	**$0**	**$2,000**		**$0**	**$0**	**$0**	**$0**	**$0**

Uses of Funds (in $000s)	Total Estimated Cost	Prior Expenses	FY 23 Carryforward	FY 23 Additional	FY 24	FY 25	FY 26	FY 27	Future
Capital [1]	$2,000	$0	$2,000	$0	$0	$0	$0	$0	$0
Contributions [2]	0	0	0	0	0	0	0	0	0
Non-Capital [3]	0	0	0	0	0	0	0	0	0
Subtotal FY 23			$2,000	$0					
Total	**$2,000**	**$0**	**$2,000**		**$0**	**$0**	**$0**	**$0**	**$0**

[1] Capital includes, but is not limited to, expenses related to capitalizable Development, Design, Land Acquisition, Equipment, Construction and Administration required to complete the project.
[2] Contributions includes, but is not limited to, funding through an agreement to other Government Agencies, Youth Organizations, Cultural Service Organizations and other Non-Profit Organizations.
[3] Non-Capital includes, but is not limited to, expenses related to Building Maintenance, Grounds & Landscaping Maintenance, Non-Capitalizable Equipment and other Professional Services.

PROJECT TITLE:
OPERATIONS BUILDING (NWRWRF)
CIE REQUIREMENTS: Y
LEVEL OF SERVICE IMPACT: F

PROJECT NUMBER: C10303000

PROGRAM: WATER ENTERPRISE

PROJECT DESCRIPTION:
Design and construct a new Operations Building for the Northwest Regional Water Reclamation Facility. The building of approximately 15,000 square feet will serve as a new operations center for the facility, as well as a welcome center for visitors and educational tours.

OPERATING COST IMPACT:
Impact on annual operating and maintenance costs is to be determined.

PROJECT COMPLETION DATE: Sep 2024

Neighborhood Community Area:
Keystone Odessa

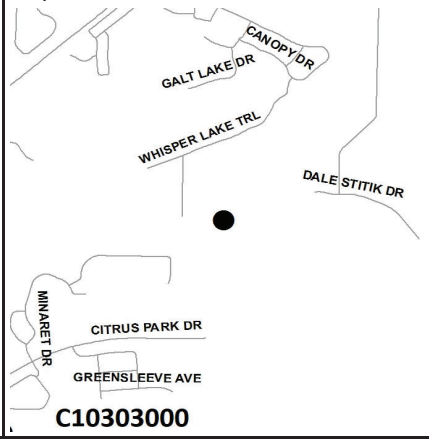

Sources of Funds ($000s)	Total Estimated Sources	Prior Funding	FY 23 Carryforward	FY 23 Additional	FY 24	FY 25	FY 26	FY 27	Future
ARP Funds	$0	$0	$0	$0	$0	$0	$0	$0	$0
Enterprise Fees	11,250	246	11,004	0	0	0	0	0	0
Financing	0	0	0	0	0	0	0	0	0
Grants & County Match	0	0	0	0	0	0	0	0	0
Undetermined	0	0	0	0	0	0	0	0	0
Subtotal FY 23			$11,004	$0					
Total	**$11,250**	**$246**	**$11,004**		**$0**	**$0**	**$0**	**$0**	**$0**

Uses of Funds ($000s)	Total Estimated Cost	Prior Expenses	FY 23 Carryforward	FY 23 Additional	FY 24	FY 25	FY 26	FY 27	Future
Capital [1]	$11,250	$246	$11,004	$0	$0	$0	$0	$0	$0
Contributions [2]	0	0	0	0	0	0	0	0	0
Non-Capital [3]	0	0	0	0	0	0	0	0	0
Subtotal FY 23			$11,004	$0					
Total	**$11,250**	**$246**	**$11,004**		**$0**	**$0**	**$0**	**$0**	**$0**

[1] Capital includes, but is not limited to, expenses related to capitalizable Development, Design, Land Acquisition, Equipment, Construction and Administration required to complete the project.
[2] Contributions includes, but is not limited to, funding through an agreement to other Government Agencies, Youth Organizations, Cultural Service Organizations and other Non-Profit Organizations.
[3] Non-Capital includes, but is not limited to, expenses related to Building Maintenance, Grounds & Landscaping Maintenance, Non-Capitalizable Equipment and other Professional Services.

PROJECT TITLE:
PALM RIVER UTILITY EXPANSION PROGRAM (SEPTIC TO SEWER)
CIE REQUIREMENTS: Y
LEVEL OF SERVICE IMPACT: F

PROJECT NUMBER: C10297000

PROGRAM: WATER ENTERPRISE

PROJECT DESCRIPTION:
This project will eliminate 1,750 septic tanks and build wastewater collection system for existing residents and future developments. This will reduce nutrient load (nitorgen and phosphorous) discharge to MeKay and Hillsborough Bays.

OPERATING COST IMPACT:
No significant change in annual operating costs is anticipated.

PROJECT COMPLETION DATE: Dec 2028

Neighborhood Community Area:
Greater Palm River

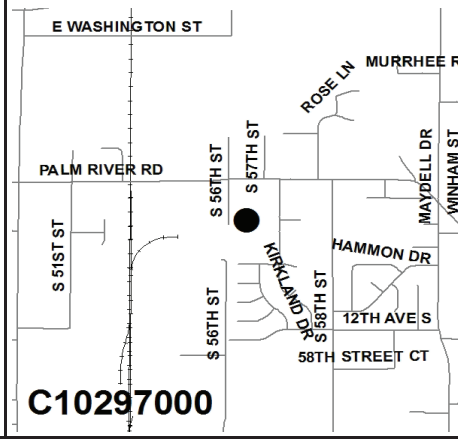

Sources of Funds ($000s)	Total Estimated Sources	Prior Funding	FY 23 Carryforward	FY 23 Additional	FY 24	FY 25	FY 26	FY 27	Future
ARP Funds	$0	$0	$0	$0	$0	$0	$0	$0	$0
Enterprise Fees	0	0	0	0	0	0	0	0	0
Financing	53,000	0	0	0	0	0	0	0	53,000
Grants & County Match	0	0	0	0	0	0	0	0	0
Undetermined	0	0	0	0	0	0	0	0	0
Subtotal FY 23			$0	$0					
Total	**$53,000**	**$0**	**$0**		**$0**	**$0**	**$0**	**$0**	**$53,000**

Uses of Funds ($000s)	Total Estimated Cost	Prior Expenses	FY 23 Carryforward	FY 23 Additional	FY 24	FY 25	FY 26	FY 27	Future
Capital [1]	$53,000	$0	$0	$0	$0	$0	$0	$0	$53,000
Contributions [2]	0	0	0	0	0	0	0	0	0
Non-Capital [3]	0	0	0	0	0	0	0	0	0
Subtotal FY 23			$0	$0					
Total	**$53,000**	**$0**	**$0**		**$0**	**$0**	**$0**	**$0**	**$53,000**

[1] Capital includes, but is not limited to, expenses related to capitalizable Development, Design, Land Acquisition, Equipment, Construction and Administration required to complete the project.
[2] Contributions includes, but is not limited to, funding through an agreement to other Government Agencies, Youth Organizations, Cultural Service Organizations and other Non-Profit Organizations.
[3] Non-Capital includes, but is not limited to, expenses related to Building Maintenance, Grounds & Landscaping Maintenance, Non-Capitalizable Equipment and other Professional Services.

PROJECT TITLE: **PROJECT NUMBER: C10319000**
PALM RIVER UTILITY EXPANSION PROGRAM SEPTIC TO SEWER - ARP ACT 3 FUNDS
CIE REQUIREMENTS: Y
LEVEL OF SERVICE IMPACT: F **PROGRAM: WATER ENTERPRISE**

PROJECT DESCRIPTION:
This project will eliminate 1,750 septic tanks and build wastewater collection system for existing residents and future developments. This will reduce nutrient load (nitorgen and phosphorous) discharge to MeKay and Hillsborough Bays.

OPERATING COST IMPACT:
No significant change in annual operating costs is anticipated.

PROJECT COMPLETION DATE: TBD

Neighborhood Community Area:
Greater Palm River

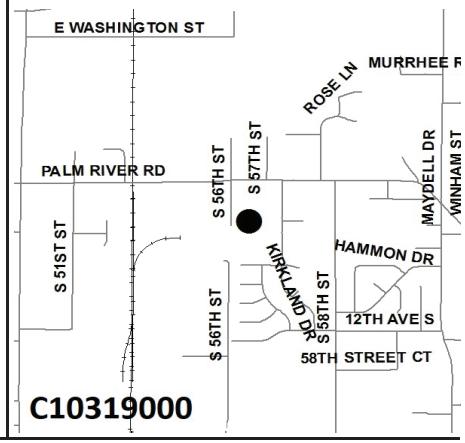

Sources of Funds (in $000s)	Total Estimated Sources	Prior Funding	FY 23 Carryforward	FY 23 Additional	FY 24	FY 25	FY 26	FY 27	Future
ARP Funds	$10,000	$0	$10,000	$0	$0	$0	$0	$0	$0
Enterprise Fees	0	0	0	0	0	0	0	0	0
Financing	0	0	0	0	0	0	0	0	0
Grants & County Match	0	0	0	0	0	0	0	0	0
Undetermined	0	0	0	0	0	0	0	0	0
Subtotal FY 23			$10,000	$0					
Total	**$10,000**	**$0**	**$10,000**		**$0**	**$0**	**$0**	**$0**	**$0**

Uses of Funds (in $000s)	Total Estimated Cost	Prior Expenses	FY 23 Carryforward	FY 23 Additional	FY 24	FY 25	FY 26	FY 27	Future
Capital [1]	$10,000	$0	$10,000	$0	$0	$0	$0	$0	$0
Contributions [2]	0	0	0	0	0	0	0	0	0
Non-Capital [3]	0	0	0	0	0	0	0	0	0
Subtotal FY 23			$10,000	$0					
Total	**$10,000**	**$0**	**$10,000**		**$0**	**$0**	**$0**	**$0**	**$0**

[1] Capital includes, but is not limited to, expenses related to capitalizable Development, Design, Land Acquisition, Equipment, Construction and Administration required to complete the project.
[2] Contributions includes, but is not limited to, funding through an agreement to other Government Agencies, Youth Organizations, Cultural Service Organizations and other Non-Profit Organizations.
[3] Non-Capital includes, but is not limited to, expenses related to Building Maintenance, Grounds & Landscaping Maintenance, Non-Capitalizable Equipment and other Professional Services.

PROJECT TITLE: **PROJECT NUMBER: C32011000**
POTABLE WATER IN-LINE BOOSTER PUMP STATION (ONE WATER CAMPUS)
CIE REQUIREMENTS: Y
LEVEL OF SERVICE IMPACT: F **PROGRAM: WATER ENTERPRISE**

PROJECT DESCRIPTION:
Construct a Potable Water Booster Pump Station to convey an increase in potable water pressure to the existing water transmission main.

OPERATING COST IMPACT:
Impact on annual operating and maintenance costs is to be determined.

PROJECT COMPLETION DATE: Dec 2022

Neighborhood Community Area:
Balm

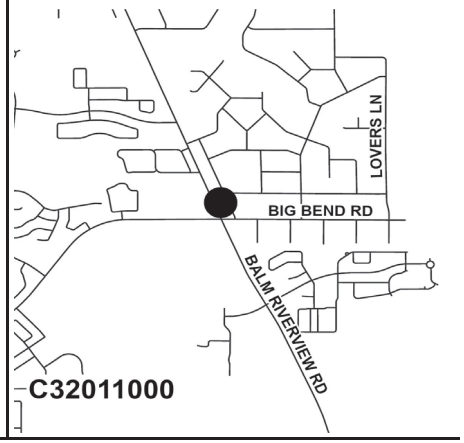

Sources of Funds (in $000s)	Total Estimated Sources	Prior Funding	FY 23 Carryforward	FY 23 Additional	FY 24	FY 25	FY 26	FY 27	Future
ARP Funds	$0	$0	$0	$0	$0	$0	$0	$0	$0
Enterprise Fees	9,673	9,673	7,969	(7,969)	0	0	0	0	0
Financing	18,352	14,709	3,644	0	0	0	0	0	0
Grants & County Match	0	0	0	0	0	0	0	0	0
Undetermined	0	0	0	0	0	0	0	0	0
Subtotal FY 23			$11,613	($7,969)					
Total	**$28,025**	**$24,381**	**$3,644**		**$0**	**$0**	**$0**	**$0**	**$0**

Uses of Funds (in $000s)	Total Estimated Cost	Prior Expenses	FY 23 Carryforward	FY 23 Additional	FY 24	FY 25	FY 26	FY 27	Future
Capital [1]	$28,025	$24,381	$11,613	($7,969)	$0	$0	$0	$0	$0
Contributions [2]	0	0	0	0	0	0	0	0	0
Non-Capital [3]	0	0	0	0	0	0	0	0	0
Subtotal FY 23			$11,613	($7,969)					
Total	**$28,025**	**$24,381**	**$3,644**		**$0**	**$0**	**$0**	**$0**	**$0**

[1] Capital includes, but is not limited to, expenses related to capitalizable Development, Design, Land Acquisition, Equipment, Construction and Administration required to complete the project.
[2] Contributions includes, but is not limited to, funding through an agreement to other Government Agencies, Youth Organizations, Cultural Service Organizations and other Non-Profit Organizations.
[3] Non-Capital includes, but is not limited to, expenses related to Building Maintenance, Grounds & Landscaping Maintenance, Non-Capitalizable Equipment and other Professional Services.

PROJECT TITLE: POTABLE WATER TREATMENT PLANT R&R (MP)
PROJECT NUMBER: C30116000
CIE REQUIREMENTS: Y
LEVEL OF SERVICE IMPACT: M
PROGRAM: WATER ENTERPRISE

PROJECT DESCRIPTION:
Perform renewal and replacement of assets at the County's Drinking Water Treatment facilities.

Neighborhood Community Area:
Countywide

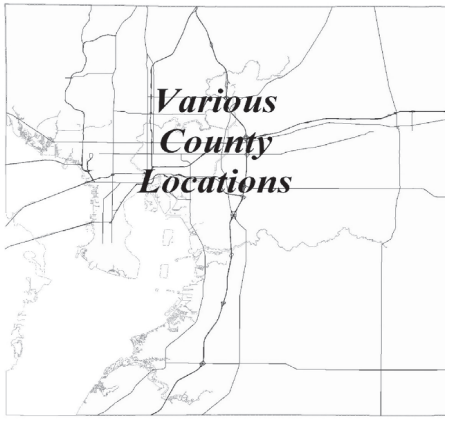

OPERATING COST IMPACT:
No significant change in annual operating costs is anticipated.

PROJECT COMPLETION DATE: Ongoing

Sources of Funds (in $000s)	Total Estimated Sources	Prior Funding	FY 23 Carryforward	FY 23 Additional	FY 24	FY 25	FY 26	FY 27	Future
ARP Funds	$0	$0	$0	$0	$0	$0	$0	$0	$0
Enterprise Fees	72,567	17,645	3,172	1,500	1,500	1,500	3,750	6,000	37,500
Financing	2,918	2,918	0	0	0	0	0	0	0
Grants & County Match	0	0	0	0	0	0	0	0	0
Undetermined	0	0	0	0	0	0	0	0	0
Subtotal FY 23			$3,172	$1,500					
Total	**$75,485**	**$20,564**	**$4,672**		**$1,500**	**$1,500**	**$3,750**	**$6,000**	**$37,500**

Uses of Funds (in $000s)	Total Estimated Cost	Prior Expenses	FY 23 Carryforward	FY 23 Additional	FY 24	FY 25	FY 26	FY 27	Future
Capital [1]	$75,098	$20,176	$3,172	$1,500	$1,500	$1,500	$3,750	$6,000	$37,500
Contributions [2]	0	0	0	0	0	0	0	0	0
Non-Capital [3]	388	388	0	0	0	0	0	0	0
Subtotal FY 23			$3,172	$1,500					
Total	**$75,485**	**$20,564**	**$4,672**		**$1,500**	**$1,500**	**$3,750**	**$6,000**	**$37,500**

[1] Capital includes, but is not limited to, expenses related to capitalizable Development, Design, Land Acquisition, Equipment, Construction and Administration required to complete the project.
[2] Contributions includes, but is not limited to, funding through an agreement to other Government Agencies, Youth Organizations, Cultural Service Organizations and other Non-Profit Organizations.
[3] Non-Capital includes, but is not limited to, expenses related to Building Maintenance, Grounds & Landscaping Maintenance, Non-Capitalizable Equipment and other Professional Services.

PROJECT TITLE: PUBLIC UTILITIES TELEMETRY / DATA NETWORK AND SUPPORT PROGRAM (MP)
PROJECT NUMBER: C31978000
CIE REQUIREMENTS: Y
LEVEL OF SERVICE IMPACT: E
PROGRAM: WATER ENTERPRISE

PROJECT DESCRIPTION:
Design and construct a facility to centralize command and control of the Public Utilities Department water and wastewater facilities. This facility will include all necessary support structure, communications, interconnectivity, and uplinks to all water and wastewater SCADA systems to allow remote 24 hour operation during normal and emergency operations. This project is required to provide Public Utilities a facility to utilize for centralized command and control of our water and wastewater treatment plants and pumping stations on a 24-hour basis as well as provide a command and control facility for recovery operations following an emergency situation.

Neighborhood Community Area:
Brandon

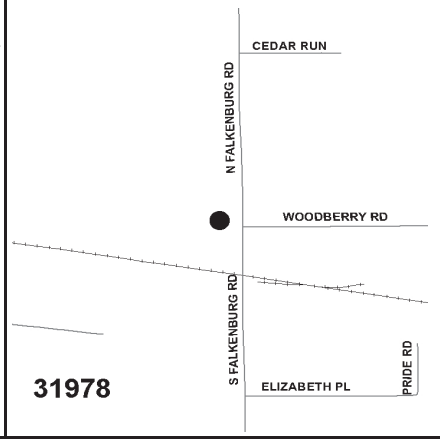

OPERATING COST IMPACT:
Operating cost impact is estimated to be $50,000 per year.

PROJECT COMPLETION DATE: Ongoing

Sources of Funds (in $000s)	Total Estimated Sources	Prior Funding	FY 23 Carryforward	FY 23 Additional	FY 24	FY 25	FY 26	FY 27	Future
ARP Funds	$0	$0	$0	$0	$0	$0	$0	$0	$0
Enterprise Fees	12,609	6,400	1,209	500	500	500	500	500	2,500
Financing	502	502	0	0	0	0	0	0	0
Grants & County Match	0	0	0	0	0	0	0	0	0
Undetermined	0	0	0	0	0	0	0	0	0
Subtotal FY 23			$1,209	$500					
Total	**$13,111**	**$6,902**	**$1,709**		**$500**	**$500**	**$500**	**$500**	**$2,500**

Uses of Funds (in $000s)	Total Estimated Cost	Prior Expenses	FY 23 Carryforward	FY 23 Additional	FY 24	FY 25	FY 26	FY 27	Future
Capital [1]	$13,111	$6,902	$1,209	$500	$500	$500	$500	$500	$2,500
Contributions [2]	0	0	0	0	0	0	0	0	0
Non-Capital [3]	0	0	0	0	0	0	0	0	0
Subtotal FY 23			$1,209	$500					
Total	**$13,111**	**$6,902**	**$1,709**		**$500**	**$500**	**$500**	**$500**	**$2,500**

[1] Capital includes, but is not limited to, expenses related to capitalizable Development, Design, Land Acquisition, Equipment, Construction and Administration required to complete the project.
[2] Contributions includes, but is not limited to, funding through an agreement to other Government Agencies, Youth Organizations, Cultural Service Organizations and other Non-Profit Organizations.
[3] Non-Capital includes, but is not limited to, expenses related to Building Maintenance, Grounds & Landscaping Maintenance, Non-Capitalizable Equipment and other Professional Services.

PROJECT TITLE: **PROJECT NUMBER: C10795000**
RECLAIMED WATER PUMP STATION & REMOTE TELEMETRY MONITORING (MP)
CIE REQUIREMENTS: Y
LEVEL OF SERVICE IMPACT: M **PROGRAM: WATER ENTERPRISE**

PROJECT DESCRIPTION:
Renovation / replacement of outdated equipment that fails at reclaimed water pumping stations and at remote sites used for monitoring and controlling reclaimed water system operation.

Neighborhood Community Area:
Countywide

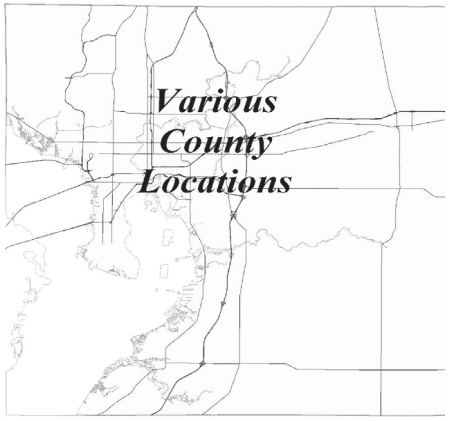

OPERATING COST IMPACT:
No significant change in annual operating costs is anticipated.

PROJECT COMPLETION DATE: Ongoing

Sources of Funds (in $000s)	Total Estimated Sources	Prior Funding	FY 23 Carryforward	FY 23 Additional	FY 24	FY 25	FY 26	FY 27	Future
ARP Funds	$0	$0	$0	$0	$0	$0	$0	$0	$0
Enterprise Fees	11,604	4,609	1,245	550	800	550	550	550	2,750
Financing	589	589	0	0	0	0	0	0	0
Grants & County Match	0	0	0	0	0	0	0	0	0
Undetermined	0	0	0	0	0	0	0	0	0
Subtotal FY 23			$1,245	$550					
Total	**$12,193**	**$5,198**	**$1,795**		**$800**	**$550**	**$550**	**$550**	**$2,750**

Uses of Funds (in $000s)	Total Estimated Cost	Prior Expenses	FY 23 Carryforward	FY 23 Additional	FY 24	FY 25	FY 26	FY 27	Future
Capital [1]	$12,193	$5,198	$1,245	$550	$800	$550	$550	$550	$2,750
Contributions [2]	0	0	0	0	0	0	0	0	0
Non-Capital [3]	0	0	0	0	0	0	0	0	0
Subtotal FY 23			$1,245	$550					
Total	**$12,193**	**$5,198**	**$1,795**		**$800**	**$550**	**$550**	**$550**	**$2,750**

[1] Capital includes, but is not limited to, expenses related to capitalizable Development, Design, Land Acquisition, Equipment, Construction and Administration required to complete the project.
[2] Contributions includes, but is not limited to, funding through an agreement to other Government Agencies, Youth Organizations, Cultural Service Organizations and other Non-Profit Organizations.
[3] Non-Capital includes, but is not limited to, expenses related to Building Maintenance, Grounds & Landscaping Maintenance, Non-Capitalizable Equipment and other Professional Services.

PROJECT TITLE: **PROJECT NUMBER: C19017000**
RECLAIMED WATER TRANSMISSION MAIN EXTENSIONS TO NEW AND EXISTING CUSTOMERS (MP)
CIE REQUIREMENTS: Y
LEVEL OF SERVICE IMPACT: E,F **PROGRAM: WATER ENTERPRISE**

PROJECT DESCRIPTION:
Design and construction of RWTM's to serve new developments or major users, to serve existing developments with approved RWIU's, and to improve service to existing customers. This can include the construction of metering assemblies for major users.

Neighborhood Community Area:
Countywide

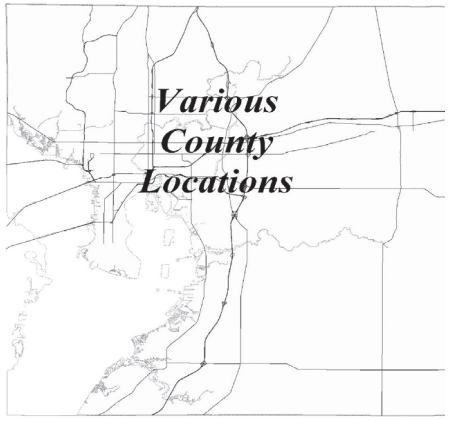

OPERATING COST IMPACT:
Operating cost is estimated to be $1,200 per year.

PROJECT COMPLETION DATE: Ongoing

Sources of Funds (in $000s)	Total Estimated Sources	Prior Funding	FY 23 Carryforward	FY 23 Additional	FY 24	FY 25	FY 26	FY 27	Future
ARP Funds	$0	$0	$0	$0	$0	$0	$0	$0	$0
Enterprise Fees	9,223	2,645	903	300	300	300	450	600	3,725
Financing	0	0	0	0	0	0	0	0	0
Grants & County Match	58	58	0	0	0	0	0	0	0
Undetermined	0	0	0	0	0	0	0	0	0
Subtotal FY 23			$903	$300					
Total	**$9,281**	**$2,703**	**$1,203**		**$300**	**$300**	**$450**	**$600**	**$3,725**

Uses of Funds (in $000s)	Total Estimated Cost	Prior Expenses	FY 23 Carryforward	FY 23 Additional	FY 24	FY 25	FY 26	FY 27	Future
Capital [1]	$9,281	$2,703	$903	$300	$300	$300	$450	$600	$3,725
Contributions [2]	0	0	0	0	0	0	0	0	0
Non-Capital [3]	0	0	0	0	0	0	0	0	0
Subtotal FY 23			$903	$300					
Total	**$9,281**	**$2,703**	**$1,203**		**$300**	**$300**	**$450**	**$600**	**$3,725**

[1] Capital includes, but is not limited to, expenses related to capitalizable Development, Design, Land Acquisition, Equipment, Construction and Administration required to complete the project.
[2] Contributions includes, but is not limited to, funding through an agreement to other Government Agencies, Youth Organizations, Cultural Service Organizations and other Non-Profit Organizations.
[3] Non-Capital includes, but is not limited to, expenses related to Building Maintenance, Grounds & Landscaping Maintenance, Non-Capitalizable Equipment and other Professional Services.

PROJECT TITLE:
REGIONAL WASTEWATER TREATMENT PLANT R&R (MP)
CIE REQUIREMENTS: Y
LEVEL OF SERVICE IMPACT: M

PROJECT NUMBER: C10745000

PROGRAM: WATER ENTERPRISE

PROJECT DESCRIPTION:
Perform renewal and replacement projects of approximately $100,000 each at the 7 Regional Wastewater Treatment Plants.

OPERATING COST IMPACT:
No significant change in annual operating costs is anticipated.

PROJECT COMPLETION DATE: Ongoing

Neighborhood Community Area:
Countywide

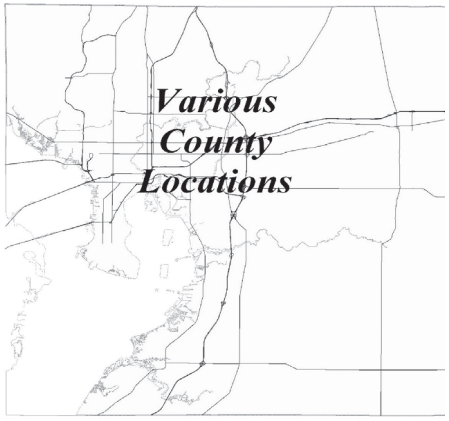

Sources of Funds ($000s)	Total Estimated Sources	Prior Funding	FY 23 Carryforward	FY 23 Additional	FY 24	FY 25	FY 26	FY 27	Future
ARP Funds	$0	$0	$0	$0	$0	$0	$0	$0	$0
Enterprise Fees	121,400	44,167	4,978	3,000	3,550	3,330	6,125	8,750	47,500
Financing	12,955	12,955	0	0	0	0	0	0	0
Grants & County Match	0	0	0	0	0	0	0	0	0
Undetermined	0	0	0	0	0	0	0	0	0
Subtotal FY 23			$4,978	$3,000					
Total	**$134,354**	**$57,121**	**$7,978**		**$3,550**	**$3,330**	**$6,125**	**$8,750**	**$47,500**

Uses of Funds ($000s)	Total Estimated Cost	Prior Expenses	FY 23 Carryforward	FY 23 Additional	FY 24	FY 25	FY 26	FY 27	Future
Capital [1]	$133,024	$55,791	$4,978	$3,000	$3,550	$3,330	$6,125	$8,750	$47,500
Contributions [2]	0	0	0	0	0	0	0	0	0
Non-Capital [3]	1,330	1,330	0	0	0	0	0	0	0
Subtotal FY 23			$4,978	$3,000					
Total	**$134,354**	**$57,121**	**$7,978**		**$3,550**	**$3,330**	**$6,125**	**$8,750**	**$47,500**

[1] Capital includes, but is not limited to, expenses related to capitalizable Development, Design, Land Acquisition, Equipment, Construction and Administration required to complete the project.
[2] Contributions includes, but is not limited to, funding through an agreement to other Government Agencies, Youth Organizations, Cultural Service Organizations and other Non-Profit Organizations.
[3] Non-Capital includes, but is not limited to, expenses related to Building Maintenance, Grounds & Landscaping Maintenance, Non-Capitalizable Equipment and other Professional Services.

PROJECT TITLE:
RUSKIN AND WIMAUMA SEWER SYSTEM
CIE REQUIREMENTS: Y
LEVEL OF SERVICE IMPACT: F

PROJECT NUMBER: C10296000

PROGRAM: WATER ENTERPRISE

PROJECT DESCRIPTION:
Existing LPSS system performs below PUD expectations. PUD will investigate 1) if the LPSS can work with better performance at lower maintenance effort and cost; and, 2) what techniques will be used for wastewater collection. This project will allow PUD to better serve the residents and business at these two locations.

OPERATING COST IMPACT:
No significant change in annual operating costs is anticipated.

PROJECT COMPLETION DATE: Dec 2026

Neighborhood Community Area:
Ruskin

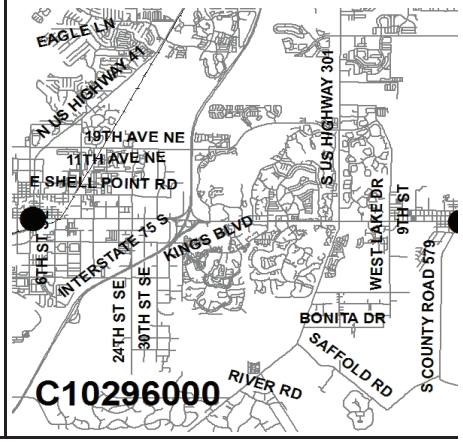

Sources of Funds ($000s)	Total Estimated Sources	Prior Funding	FY 23 Carryforward	FY 23 Additional	FY 24	FY 25	FY 26	FY 27	Future
ARP Funds	$0	$0	$0	$0	$0	$0	$0	$0	$0
Enterprise Fees	61,500	200	4,800	0	0	6,500	6,750	7,000	36,250
Financing	102,807	0	0	0	0	0	0	0	102,807
Grants & County Match	0	0	0	0	0	0	0	0	0
Undetermined	0	0	0	0	0	0	0	0	0
Subtotal FY 23			$5,204	$0					
Total	**$166,307**	**$1,796**	**$5,204**		**$0**	**$6,500**	**$6,750**	**$7,000**	**$139,057**

Uses of Funds ($000s)	Total Estimated Cost	Prior Expenses	FY 23 Carryforward	FY 23 Additional	FY 24	FY 25	FY 26	FY 27	Future
Capital [1]	$166,307	$1,796	$5,204	$0	$0	$6,500	$6,750	$7,000	$139,057
Contributions [2]	0	0	0	0	0	0	0	0	0
Non-Capital [3]	0	0	0	0	0	0	0	0	0
Subtotal FY 23			$5,204	$0					
Total	**$166,307**	**$1,796**	**$5,204**		**$0**	**$6,500**	**$6,750**	**$7,000**	**$139,057**

[1] Capital includes, but is not limited to, expenses related to capitalizable Development, Design, Land Acquisition, Equipment, Construction and Administration required to complete the project.
[2] Contributions includes, but is not limited to, funding through an agreement to other Government Agencies, Youth Organizations, Cultural Service Organizations and other Non-Profit Organizations.
[3] Non-Capital includes, but is not limited to, expenses related to Building Maintenance, Grounds & Landscaping Maintenance, Non-Capitalizable Equipment and other Professional Services.

PROJECT TITLE:
RUSKIN AND WIMAUMA SEWER SYSTEM - ARP ACT 3 FUNDS
CIE REQUIREMENTS: Y
LEVEL OF SERVICE IMPACT: F

PROJECT NUMBER: C10320000

PROGRAM: WATER ENTERPRISE

PROJECT DESCRIPTION:
Existing LPSS system performs below PUD expectations. PUD will investigate 1) if the LPSS can work with better performance at lower maintenance effort and cost; and, 2) what techniques will be used for wastewater collection. This project will allow PUD to better serve the residents and business at these two locations.

OPERATING COST IMPACT:
No significant change in annual operating costs is anticipated.

PROJECT COMPLETION DATE: TBD

Neighborhood Community Area:
Ruskin

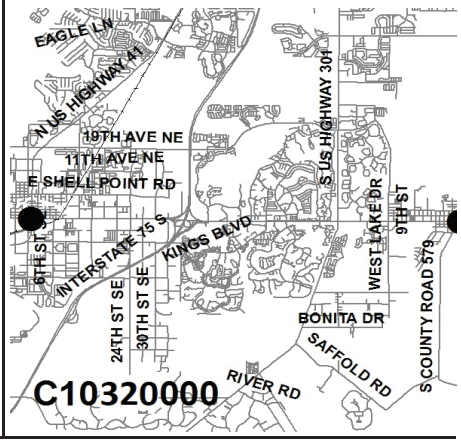

Sources of Funds ($000s)	Total Estimated Sources	Prior Funding	FY 23 Carryforward	FY 23 Additional	FY 24	FY 25	FY 26	FY 27	Future
ARP Funds	$30,000	$200	$29,800	$0	$0	$0	$0	$0	$0
Enterprise Fees	0	0	0	0	0	0	0	0	0
Financing	0	0	0	0	0	0	0	0	0
Grants & County Match	0	0	0	0	0	0	0	0	0
Undetermined	0	0	0	0	0	0	0	0	0
Subtotal FY 23			$29,800	$0					
Total	**$30,000**	**$200**	**$29,800**		**$0**	**$0**	**$0**	**$0**	**$0**

Uses of Funds ($000s)	Total Estimated Cost	Prior Expenses	FY 23 Carryforward	FY 23 Additional	FY 24	FY 25	FY 26	FY 27	Future
Capital [1]	$30,000	$200	$29,800	$0	$0	$0	$0	$0	$0
Contributions [2]	0	0	0	0	0	0	0	0	0
Non-Capital [3]	0	0	0	0	0	0	0	0	0
Subtotal FY 23			$29,800	$0					
Total	**$30,000**	**$200**	**$29,800**		**$0**	**$0**	**$0**	**$0**	**$0**

[1] Capital includes, but is not limited to, expenses related to capitalizable Development, Design, Land Acquisition, Equipment, Construction and Administration required to complete the project.
[2] Contributions includes, but is not limited to, funding through an agreement to other Government Agencies, Youth Organizations, Cultural Service Organizations and other Non-Profit Organizations.
[3] Non-Capital includes, but is not limited to, expenses related to Building Maintenance, Grounds & Landscaping Maintenance, Non-Capitalizable Equipment and other Professional Services.

PROJECT TITLE:
SERVICE AREA PURCHASES (MP)
CIE REQUIREMENTS: Y
LEVEL OF SERVICE IMPACT: E

PROJECT NUMBER: C32017000

PROGRAM: WATER ENTERPRISE

PROJECT DESCRIPTION:
Purchase of select service areas from the existing utility provider. Purchase will include existing water distribution utility infrastructure, and design and construction of appropriate connections to the County's existing utility system.

OPERATING COST IMPACT:
No significant change in annual operating costs is anticipated.

PROJECT COMPLETION DATE: Dec 2024

Neighborhood Community Area:
Countywide

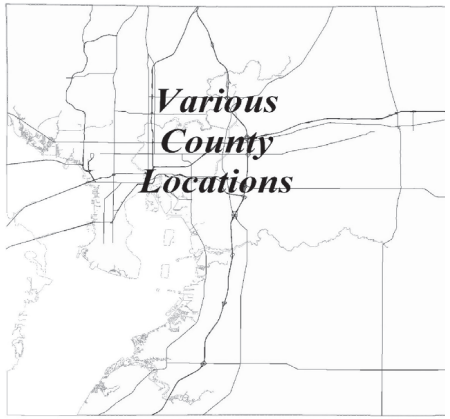

Sources of Funds ($000s)	Total Estimated Sources	Prior Funding	FY 23 Carryforward	FY 23 Additional	FY 24	FY 25	FY 26	FY 27	Future
ARP Funds	$0	$0	$0	$0	$0	$0	$0	$0	$0
Enterprise Fees	0	0	0	0	0	0	0	0	0
Financing	33,000	0	0	0	0	0	0	0	33,000
Grants & County Match	0	0	0	0	0	0	0	0	0
Undetermined	0	0	0	0	0	0	0	0	0
Subtotal FY 23			$0	$0					
Total	**$33,000**	**$0**	**$0**		**$0**	**$0**	**$0**	**$0**	**$33,000**

Uses of Funds ($000s)	Total Estimated Cost	Prior Expenses	FY 23 Carryforward	FY 23 Additional	FY 24	FY 25	FY 26	FY 27	Future
Capital [1]	$33,000	$0	$0	$0	$0	$0	$0	$0	$33,000
Contributions [2]	0	0	0	0	0	0	0	0	0
Non-Capital [3]	0	0	0	0	0	0	0	0	0
Subtotal FY 23			$0	$0					
Total	**$33,000**	**$0**	**$0**		**$0**	**$0**	**$0**	**$0**	**$33,000**

[1] Capital includes, but is not limited to, expenses related to capitalizable Development, Design, Land Acquisition, Equipment, Construction and Administration required to complete the project.
[2] Contributions includes, but is not limited to, funding through an agreement to other Government Agencies, Youth Organizations, Cultural Service Organizations and other Non-Profit Organizations.
[3] Non-Capital includes, but is not limited to, expenses related to Building Maintenance, Grounds & Landscaping Maintenance, Non-Capitalizable Equipment and other Professional Services.

PROJECT TITLE:
SOUTH COUNTY AWWTF MODULAR EXPANSION - OWC
CIE REQUIREMENTS: Y
LEVEL OF SERVICE IMPACT: F

PROJECT NUMBER: C10298000

PROGRAM: WATER ENTERPRISE

PROJECT DESCRIPTION:
Interim project to expand the existing South County Regional Advanced Wastewater Treatment Plant, using modular components that can later be relocated to the One Water Campus.

OPERATING COST IMPACT:
Impact on annual operating and maintenance costs is to be determined.

PROJECT COMPLETION DATE: Dec 2025

Neighborhood Community Area:
Balm

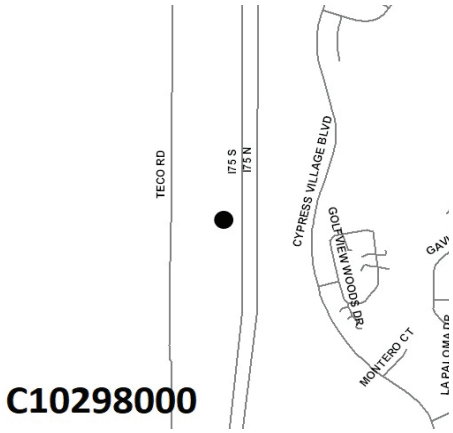

Sources of Funds ($000s)	Total Estimated Sources	Prior Funding	FY 23 Carryforward	FY 23 Additional	FY 24	FY 25	FY 26	FY 27	Future
ARP Funds	$0	$0	$0	$0	$0	$0	$0	$0	$0
Enterprise Fees	6,191	903	5,288	0	0	0	0	0	0
Financing	64,580	2,199	62,382	0	0	0	0	0	0
Grants & County Match	0	0	0	0	0	0	0	0	0
Undetermined	0	0	0	0	0	0	0	0	0
Subtotal FY 23			$67,670	$0					
Total	**$70,771**	**$3,101**	**$67,670**		**$0**	**$0**	**$0**	**$0**	**$0**

Uses of Funds ($000s)	Total Estimated Cost	Prior Expenses	FY 23 Carryforward	FY 23 Additional	FY 24	FY 25	FY 26	FY 27	Future
Capital [1]	$70,771	$3,101	$67,670	$0	$0	$0	$0	$0	$0
Contributions [2]	0	0	0	0	0	0	0	0	0
Non-Capital [3]	0	0	0	0	0	0	0	0	0
Subtotal FY 23			$67,670	$0					
Total	**$70,771**	**$3,101**	**$67,670**		**$0**	**$0**	**$0**	**$0**	**$0**

[1] Capital includes, but is not limited to, expenses related to capitalizable Development, Design, Land Acquisition, Equipment, Construction and Administration required to complete the project.
[2] Contributions includes, but is not limited to, funding through an agreement to other Government Agencies, Youth Organizations, Cultural Service Organizations and other Non-Profit Organizations.
[3] Non-Capital includes, but is not limited to, expenses related to Building Maintenance, Grounds & Landscaping Maintenance, Non-Capitalizable Equipment and other Professional Services.

PROJECT TITLE:
SOUTH COUNTY DRINKING WATER FACILITY PH1 - OWC
CIE REQUIREMENTS: Y
LEVEL OF SERVICE IMPACT: F

PROJECT NUMBER: C32012000

PROGRAM: WATER ENTERPRISE

PROJECT DESCRIPTION:
Design and construction of a new Potable Water Treatment Facility in the South County Service Area to provide increased potable water service pressures and additional flow. The new facility is needed to meet increasing potable water demands due to continuing population growth in the South County Area, and will ensure the utility system continues to provide an acceptable level of service to customers. The project also includes a potable water transmission main to connect the new facility to the existing water distribution system.

OPERATING COST IMPACT:
Impact on annual operating and maintenance costs is to be determined.

PROJECT COMPLETION DATE: Sep 2027

Neighborhood Community Area:
Balm

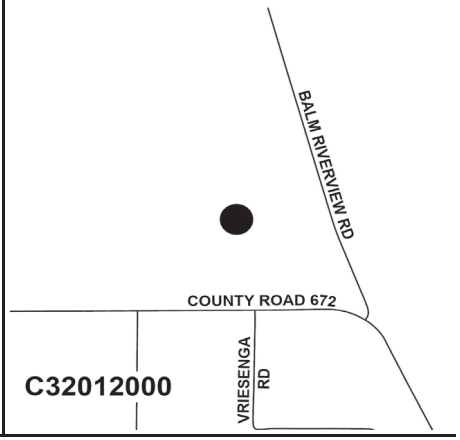

Sources of Funds ($000s)	Total Estimated Sources	Prior Funding	FY 23 Carryforward	FY 23 Additional	FY 24	FY 25	FY 26	FY 27	Future
ARP Funds	$0	$0	$0	$0	$0	$0	$0	$0	$0
Enterprise Fees	1,500	0	1,500	0	0	0	0	0	0
Financing	60,600	0	0	30,600	0	0	0	0	30,000
Grants & County Match	0	0	0	0	0	0	0	0	0
Undetermined	0	0	0	0	0	0	0	0	0
Subtotal FY 23			$1,500	$30,600					
Total	**$62,100**	**$0**	**$32,100**		**$0**	**$0**	**$0**	**$0**	**$30,000**

Uses of Funds ($000s)	Total Estimated Cost	Prior Expenses	FY 23 Carryforward	FY 23 Additional	FY 24	FY 25	FY 26	FY 27	Future
Capital [1]	$62,100	$0	$1,500	$30,600	$0	$0	$0	$0	$30,000
Contributions [2]	0	0	0	0	0	0	0	0	0
Non-Capital [3]	0	0	0	0	0	0	0	0	0
Subtotal FY 23			$1,500	$30,600					
Total	**$62,100**	**$0**	**$32,100**		**$0**	**$0**	**$0**	**$0**	**$30,000**

[1] Capital includes, but is not limited to, expenses related to capitalizable Development, Design, Land Acquisition, Equipment, Construction and Administration required to complete the project.
[2] Contributions includes, but is not limited to, funding through an agreement to other Government Agencies, Youth Organizations, Cultural Service Organizations and other Non-Profit Organizations.
[3] Non-Capital includes, but is not limited to, expenses related to Building Maintenance, Grounds & Landscaping Maintenance, Non-Capitalizable Equipment and other Professional Services.

PROJECT TITLE:
SOUTH COUNTY DRINKING WATER FACILITY PHASE II - OWC
CIE REQUIREMENTS: Y
LEVEL OF SERVICE IMPACT: F

PROJECT NUMBER: C32018000

PROGRAM: WATER ENTERPRISE

PROJECT DESCRIPTION:
This project is Phase II which is to design and construction of a new Potable Water Treatment Facility in the South County Service Area to provide increased potable water service pressures and additional flow. The new facility is needed to meet increasing potable water demands due to continuing population growth in the South County Area, and will ensure the utility system continues to provide an acceptable level of service to customers. The project also includes a potable water transmission main to connect the new facility to the existing water distribution system.

OPERATING COST IMPACT:
Impact on annual operating and maintenance costs is to be determined.

PROJECT COMPLETION DATE: TBD

Neighborhood Community Area:
Balm

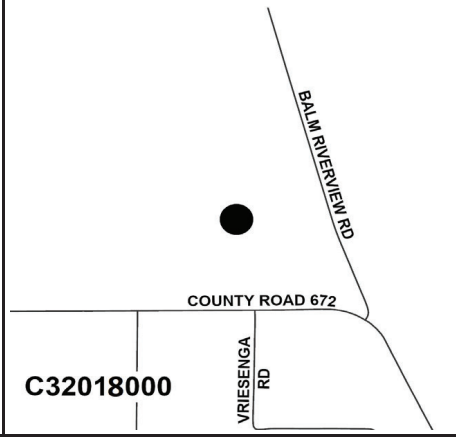

Sources of Funds (in $000s)	Total Estimated Sources	Prior Funding	FY 23 Carryforward	FY 23 Additional	FY 24	FY 25	FY 26	FY 27	Future
ARP Funds	$0	$0	$0	$0	$0	$0	$0	$0	$0
Enterprise Fees	0	0	0	0	0	0	0	0	0
Financing	65,000	0	0	0	0	0	0	0	65,000
Grants & County Match	0	0	0	0	0	0	0	0	0
Undetermined	0	0	0	0	0	0	0	0	0
Subtotal FY 23			$0	$0					
Total	$65,000	$0	$0		$0	$0	$0	$0	$65,000

Uses of Funds (in $000s)	Total Estimated Cost	Prior Expenses	FY 23 Carryforward	FY 23 Additional	FY 24	FY 25	FY 26	FY 27	Future
Capital [1]	$65,000	$0	$0	$0	$0	$0	$0	$0	$65,000
Contributions [2]	0	0	0	0	0	0	0	0	0
Non-Capital [3]	0	0	0	0	0	0	0	0	0
Subtotal FY 23			$0	$0					
Total	$65,000	$0	$0		$0	$0	$0	$0	$65,000

[1] Capital includes, but is not limited to, expenses related to capitalizable Development, Design, Land Acquisition, Equipment, Construction and Administration required to complete the project.
[2] Contributions includes, but is not limited to, funding through an agreement to other Government Agencies, Youth Organizations, Cultural Service Organizations and other Non-Profit Organizations.
[3] Non-Capital includes, but is not limited to, expenses related to Building Maintenance, Grounds & Landscaping Maintenance, Non-Capitalizable Equipment and other Professional Services.

PROJECT TITLE:
SOUTH COUNTY DRINKING WATER TRANSMISSION MAIN - OWC
CIE REQUIREMENTS: Y
LEVEL OF SERVICE IMPACT: F

PROJECT NUMBER: C32013000

PROGRAM: WATER ENTERPRISE

PROJECT DESCRIPTION:
Design and installation of a new 42-inch potable water transmission main along Balm-Riverview Rd, from approximately Big Bend Rd. south to Balm-Wimauma Rd, then south to approximately SR 674, and then west to US 301. The new transmission main will connect to existing water distribution infrastructure at each end, and will help provide increased potable water service pressures and additional flow.

OPERATING COST IMPACT:
Impact on annual operating and maintenance costs is to be determined.

PROJECT COMPLETION DATE: Dec 2025

Neighborhood Community Area:
Balm

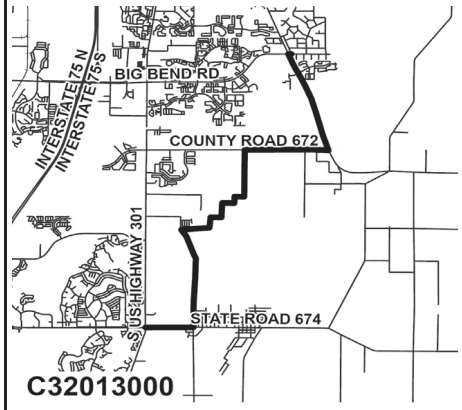

Sources of Funds (in $000s)	Total Estimated Sources	Prior Funding	FY 23 Carryforward	FY 23 Additional	FY 24	FY 25	FY 26	FY 27	Future
ARP Funds	$0	$0	$0	$0	$0	$0	$0	$0	$0
Enterprise Fees	16,501	1,501	15,000	0	0	0	0	0	0
Financing	90,492	19,691	70,800	0	0	0	0	0	0
Grants & County Match	0	0	0	0	0	0	0	0	0
Undetermined	0	0	0	0	0	0	0	0	0
Subtotal FY 23			$85,801	$0					
Total	$106,993	$21,192	$85,801		$0	$0	$0	$0	$0

Uses of Funds (in $000s)	Total Estimated Cost	Prior Expenses	FY 23 Carryforward	FY 23 Additional	FY 24	FY 25	FY 26	FY 27	Future
Capital [1]	$106,993	$21,192	$85,801	$0	$0	$0	$0	$0	$0
Contributions [2]	0	0	0	0	0	0	0	0	0
Non-Capital [3]	0	0	0	0	0	0	0	0	0
Subtotal FY 23			$85,801	$0					
Total	$106,993	$21,192	$85,801		$0	$0	$0	$0	$0

[1] Capital includes, but is not limited to, expenses related to capitalizable Development, Design, Land Acquisition, Equipment, Construction and Administration required to complete the project.
[2] Contributions includes, but is not limited to, funding through an agreement to other Government Agencies, Youth Organizations, Cultural Service Organizations and other Non-Profit Organizations.
[3] Non-Capital includes, but is not limited to, expenses related to Building Maintenance, Grounds & Landscaping Maintenance, Non-Capitalizable Equipment and other Professional Services.

PROJECT TITLE:
SOUTH COUNTY ONE WATER CAMPUS AWWTF
CIE REQUIREMENTS: Y
LEVEL OF SERVICE IMPACT: F

PROJECT NUMBER: C10301000

PROGRAM: WATER ENTERPRISE

PROJECT DESCRIPTION:
Design and construction of a new Regional Water Reclamation Facility in the South County Service Area to provide additional wastewater treatment capacity. The new facility is needed to meet increasing wastewater demands due to continuing population growth in the South County Area, and will ensure the utility system continues to provide an acceptable level of service to customers. The project also includes installation of various wastewater collection system force mains, pump stations, and reclaimed water mains connecting the new facility to the existing utility infrastructure system.

OPERATING COST IMPACT:
Impact on annual operating and maintenance costs is to be determined.

PROJECT COMPLETION DATE: Sep 2027

Neighborhood Community Area:
Balm

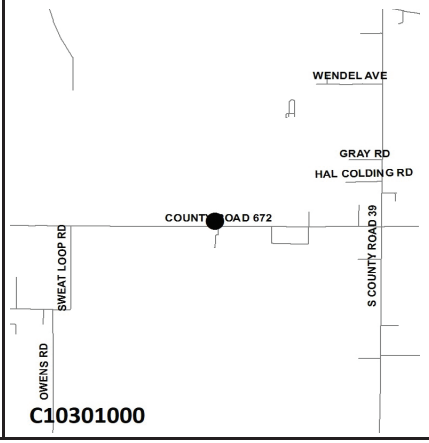

Sources of Funds (in $000s)	Total Estimated Sources	Prior Funding	FY 23 Carryforward	FY 23 Additional	FY 24	FY 25	FY 26	FY 27	Future
ARP Funds	$0	$0	$0	$0	$0	$0	$0	$0	$0
Enterprise Fees	0	0	0	0	0	0	0	0	0
Financing	275,000	0	0	275,000	0	0	0	0	0
Grants & County Match	0	0	0	0	0	0	0	0	0
Undetermined	0	0	0	0	0	0	0	0	0
Subtotal FY 23			$0	$275,000					
Total	**$275,000**	**$0**	**$275,000**		**$0**	**$0**	**$0**	**$0**	**$0**

Uses of Funds (in $000s)	Total Estimated Cost	Prior Expenses	FY 23 Carryforward	FY 23 Additional	FY 24	FY 25	FY 26	FY 27	Future
Capital [1]	$275,000	$0	$0	$275,000	$0	$0	$0	$0	$0
Contributions [2]	0	0	0	0	0	0	0	0	0
Non-Capital [3]	0	0	0	0	0	0	0	0	0
Subtotal FY 23			$0	$275,000					
Total	**$275,000**	**$0**	**$275,000**		**$0**	**$0**	**$0**	**$0**	**$0**

[1] Capital includes, but is not limited to, expenses related to capitalizable Development, Design, Land Acquisition, Equipment, Construction and Administration required to complete the project.
[2] Contributions includes, but is not limited to, funding through an agreement to other Government Agencies, Youth Organizations, Cultural Service Organizations and other Non-Profit Organizations.
[3] Non-Capital includes, but is not limited to, expenses related to Building Maintenance, Grounds & Landscaping Maintenance, Non-Capitalizable Equipment and other Professional Services.

PROJECT TITLE:
SOUTH COUNTY OWC PIPELINE CORRIDOR RECLAIMED WATER
CIE REQUIREMENTS: Y
LEVEL OF SERVICE IMPACT: E

PROJECT NUMBER: C10308000

PROGRAM: WATER ENTERPRISE

PROJECT DESCRIPTION:
The reclaimed water distribution system includes transmission mains, distribution mains, storage tanks and other miscellaneous infrastructures. The project includes building new systems and modifying existing infrastructures, and land acquisition.

OPERATING COST IMPACT:
Impact on annual operating and maintenance costs is to be determined.

PROJECT COMPLETION DATE: Dec 2026

Neighborhood Community Area:
Balm

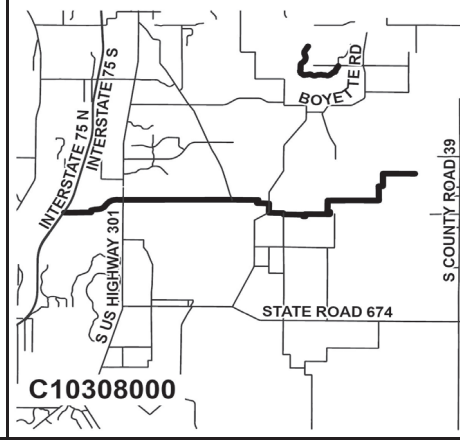

Sources of Funds (in $000s)	Total Estimated Sources	Prior Funding	FY 23 Carryforward	FY 23 Additional	FY 24	FY 25	FY 26	FY 27	Future
ARP Funds	$0	$0	$0	$0	$0	$0	$0	$0	$0
Enterprise Fees	500	0	500	0	0	0	0	0	0
Financing	66,532	0	14,400	52,132	0	0	0	0	0
Grants & County Match	0	0	0	0	0	0	0	0	0
Undetermined	0	0	0	0	0	0	0	0	0
Subtotal FY 23			$14,900	$52,132					
Total	**$67,032**	**$0**	**$67,032**		**$0**	**$0**	**$0**	**$0**	**$0**

Uses of Funds (in $000s)	Total Estimated Cost	Prior Expenses	FY 23 Carryforward	FY 23 Additional	FY 24	FY 25	FY 26	FY 27	Future
Capital [1]	$67,032	$0	$14,900	$52,132	$0	$0	$0	$0	$0
Contributions [2]	0	0	0	0	0	0	0	0	0
Non-Capital [3]	0	0	0	0	0	0	0	0	0
Subtotal FY 23			$14,900	$52,132					
Total	**$67,032**	**$0**	**$67,032**		**$0**	**$0**	**$0**	**$0**	**$0**

[1] Capital includes, but is not limited to, expenses related to capitalizable Development, Design, Land Acquisition, Equipment, Construction and Administration required to complete the project.
[2] Contributions includes, but is not limited to, funding through an agreement to other Government Agencies, Youth Organizations, Cultural Service Organizations and other Non-Profit Organizations.
[3] Non-Capital includes, but is not limited to, expenses related to Building Maintenance, Grounds & Landscaping Maintenance, Non-Capitalizable Equipment and other Professional Services.

PROJECT TITLE:
SOUTH COUNTY OWC PIPELINE CORRIDOR WASTEWATER
CIE REQUIREMENTS: Y
LEVEL OF SERVICE IMPACT: F

PROJECT NUMBER: C10309000

PROGRAM: WATER ENTERPRISE

PROJECT DESCRIPTION:
The collection system includes sanitary sewers, manholes, pump stations and pressurized pipes. This project includes building new infrastructure, upgrading exisitng infrastructure, and land acquisition.

OPERATING COST IMPACT:
No significant change in annual operating costs is anticipated.

PROJECT COMPLETION DATE: Dec 2026

Neighborhood Community Area:
Ruskin

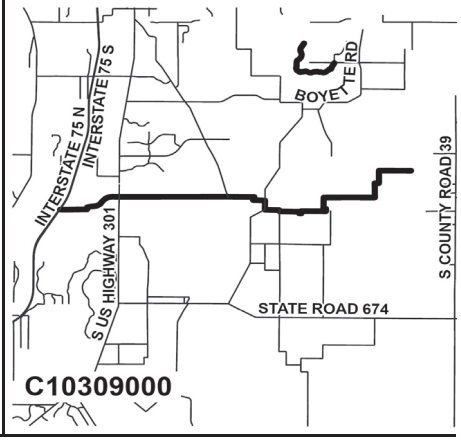

Sources of Funds ($000s)	Total Estimated Sources	Prior Funding	FY 23 Carryforward	FY 23 Additional	FY 24	FY 25	FY 26	FY 27	Future
ARP Funds	$0	$0	$0	$0	$0	$0	$0	$0	$0
Enterprise Fees	500	0	500	0	0	0	0	0	0
Financing	50,468	0	10,600	39,868	0	0	0	0	0
Grants & County Match	0	0	0	0	0	0	0	0	0
Undetermined	0	0	0	0	0	0	0	0	0
Subtotal FY 23			$11,100	$39,868					
Total	**$50,968**	**$0**	**$50,968**		**$0**	**$0**	**$0**	**$0**	**$0**

Uses of Funds ($000s)	Total Estimated Cost	Prior Expenses	FY 23 Carryforward	FY 23 Additional	FY 24	FY 25	FY 26	FY 27	Future
Capital [1]	$50,968	$0	$11,100	$39,868	$0	$0	$0	$0	$0
Contributions [2]	0	0	0	0	0	0	0	0	0
Non-Capital [3]	0	0	0	0	0	0	0	0	0
Subtotal FY 23			$11,100	$39,868					
Total	**$50,968**	**$0**	**$50,968**		**$0**	**$0**	**$0**	**$0**	**$0**

[1] Capital includes, but is not limited to, expenses related to capitalizable Development, Design, Land Acquisition, Equipment, Construction and Administration required to complete the project.
[2] Contributions includes, but is not limited to, funding through an agreement to other Government Agencies, Youth Organizations, Cultural Service Organizations and other Non-Profit Organizations.
[3] Non-Capital includes, but is not limited to, expenses related to Building Maintenance, Grounds & Landscaping Maintenance, Non-Capitalizable Equipment and other Professional Services.

PROJECT TITLE:
SOUTH HILLSBOROUGH AQUIFER RECHARGE PROGRAM (SHARP)
CIE REQUIREMENTS: Y
LEVEL OF SERVICE IMPACT: M

PROJECT NUMBER: C10259000

PROGRAM: WATER ENTERPRISE

PROJECT DESCRIPTION:
In the future, surface water discharges will be limited and/or eliminated due to TMDLs and/or Numeric Nutrient Criteria restrictions. Aquifer Recharge (AR) is another area where reclaimed water can be used to reduce discharges. Added benefit of AR can be, no new customer required, a salinity barrier created to limit salt water intrusion, potential groundwater credits, and a wet weather sink for reclaimed water. An existing ASR well located near the Port Red Wing outfall has been proposed to be the test well for this project. SWFWMD is onboard with this project and cofunding is likely. This is a pilot project using one well and surrounding monitoring wells. The results from this project are to outline the feasibility of additional AR wells and the discovery of regulatory or environmental affects that would not allow AR to move forward, or under what circumstances/ costa that AR could work.

OPERATING COST IMPACT:
No significant change in annual operating costs is anticipated.

PROJECT COMPLETION DATE: Sep 2024

Neighborhood Community Area:
Apollo Beach, Ruskin

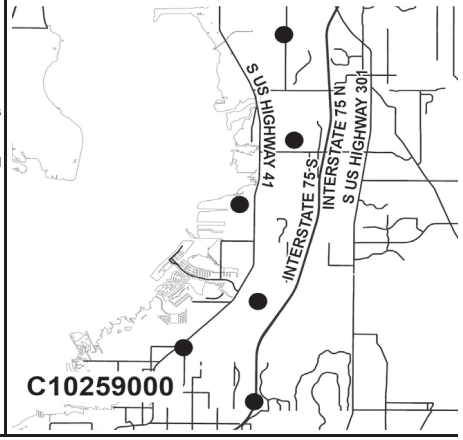

Sources of Funds ($000s)	Total Estimated Sources	Prior Funding	FY 23 Carryforward	FY 23 Additional	FY 24	FY 25	FY 26	FY 27	Future
ARP Funds	$0	$0	$0	$0	$0	$0	$0	$0	$0
Enterprise Fees	26,102	8,592	5,510	6,000	6,000	0	0	0	0
Financing	0	0	0	0	0	0	0	0	0
Grants & County Match	0	0	0	0	0	0	0	0	0
Undetermined	0	0	0	0	0	0	0	0	0
Subtotal FY 23			$5,510	$6,000					
Total	**$26,102**	**$8,592**	**$11,510**		**$6,000**	**$0**	**$0**	**$0**	**$0**

Uses of Funds ($000s)	Total Estimated Cost	Prior Expenses	FY 23 Carryforward	FY 23 Additional	FY 24	FY 25	FY 26	FY 27	Future
Capital [1]	$26,102	$8,592	$5,510	$6,000	$6,000	$0	$0	$0	$0
Contributions [2]	0	0	0	0	0	0	0	0	0
Non-Capital [3]	0	0	0	0	0	0	0	0	0
Subtotal FY 23			$5,510	$6,000					
Total	**$26,102**	**$8,592**	**$11,510**		**$6,000**	**$0**	**$0**	**$0**	**$0**

[1] Capital includes, but is not limited to, expenses related to capitalizable Development, Design, Land Acquisition, Equipment, Construction and Administration required to complete the project.
[2] Contributions includes, but is not limited to, funding through an agreement to other Government Agencies, Youth Organizations, Cultural Service Organizations and other Non-Profit Organizations.
[3] Non-Capital includes, but is not limited to, expenses related to Building Maintenance, Grounds & Landscaping Maintenance, Non-Capitalizable Equipment and other Professional Services.

PROJECT TITLE:
TAMPA BAY WATER TRANSMISSION MAIN
CIE REQUIREMENTS: Y
LEVEL OF SERVICE IMPACT: E

PROJECT NUMBER: C32014000

PROGRAM: WATER ENTERPRISE

PROJECT DESCRIPTION:
In conjunction with Tampa Bay Water, construct a new water transmission main for delivery. The project will include a new interconnect with TBW in the Balm Planning Area.

OPERATING COST IMPACT:
No significant change in annual operating costs is anticipated.

PROJECT COMPLETION DATE: Dec 2028

Neighborhood Community Area:
TBD

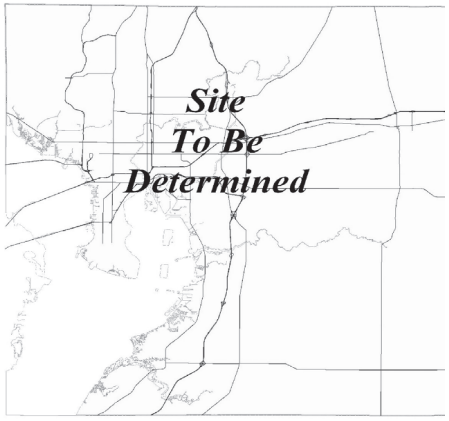

Sources of Funds (in $000s)	Total Estimated Sources	Prior Funding	FY 23 Carryforward	FY 23 Additional	FY 24	FY 25	FY 26	FY 27	Future
ARP Funds	$0	$0	$0	$0	$0	$0	$0	$0	$0
Enterprise Fees	0	0	0	0	0	0	0	0	0
Financing	64,715	0	0	4,970	0	0	0	0	59,745
Grants & County Match	0	0	0	0	0	0	0	0	0
Undetermined	0	0	0	0	0	0	0	0	0
Subtotal FY 23			$0	$4,970					
Total	**$64,715**	**$0**	**$4,970**		**$0**	**$0**	**$0**	**$0**	**$59,745**

Uses of Funds (in $000s)	Total Estimated Cost	Prior Expenses	FY 23 Carryforward	FY 23 Additional	FY 24	FY 25	FY 26	FY 27	Future
Capital [1]	$64,715	$0	$0	$4,970	$0	$0	$0	$0	$59,745
Contributions [2]	0	0	0	0	0	0	0	0	0
Non-Capital [3]	0	0	0	0	0	0	0	0	0
Subtotal FY 23			$0	$4,970					
Total	**$64,715**	**$0**	**$4,970**		**$0**	**$0**	**$0**	**$0**	**$59,745**

[1] Capital includes, but is not limited to, expenses related to capitalizable Development, Design, Land Acquisition, Equipment, Construction and Administration required to complete the project.
[2] Contributions includes, but is not limited to, funding through an agreement to other Government Agencies, Youth Organizations, Cultural Service Organizations and other Non-Profit Organizations.
[3] Non-Capital includes, but is not limited to, expenses related to Building Maintenance, Grounds & Landscaping Maintenance, Non-Capitalizable Equipment and other Professional Services.

PROJECT TITLE:
TURBINE POWER TO FAWN RIDGE WTP
CIE REQUIREMENTS: Y
LEVEL OF SERVICE IMPACT: E

PROJECT NUMBER: C32016000

PROGRAM: WATER ENTERPRISE

PROJECT DESCRIPTION:
Design and construction of an electrical power feed from the NW Turbine Generator to the Fawn Ridge WTP. The new power feed will become the primary source of power for the Fawn Ridge WTP.

OPERATING COST IMPACT:
No significant change in annual operating costs is anticipated.

PROJECT COMPLETION DATE: Dec 2023

Neighborhood Community Area:
Countywide

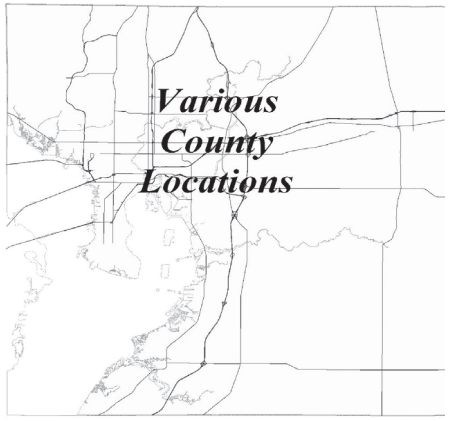

Sources of Funds (in $000s)	Total Estimated Sources	Prior Funding	FY 23 Carryforward	FY 23 Additional	FY 24	FY 25	FY 26	FY 27	Future
ARP Funds	$0	$0	$0	$0	$0	$0	$0	$0	$0
Enterprise Fees	2,625	0	2,625	0	0	0	0	0	0
Financing	0	0	0	0	0	0	0	0	0
Grants & County Match	0	0	0	0	0	0	0	0	0
Undetermined	0	0	0	0	0	0	0	0	0
Subtotal FY 23			$2,625	$0					
Total	**$2,625**	**$0**	**$2,625**		**$0**	**$0**	**$0**	**$0**	**$0**

Uses of Funds (in $000s)	Total Estimated Cost	Prior Expenses	FY 23 Carryforward	FY 23 Additional	FY 24	FY 25	FY 26	FY 27	Future
Capital [1]	$2,625	$0	$2,625	$0	$0	$0	$0	$0	$0
Contributions [2]	0	0	0	0	0	0	0	0	0
Non-Capital [3]	0	0	0	0	0	0	0	0	0
Subtotal FY 23			$2,625	$0					
Total	**$2,625**	**$0**	**$2,625**		**$0**	**$0**	**$0**	**$0**	**$0**

[1] Capital includes, but is not limited to, expenses related to capitalizable Development, Design, Land Acquisition, Equipment, Construction and Administration required to complete the project.
[2] Contributions includes, but is not limited to, funding through an agreement to other Government Agencies, Youth Organizations, Cultural Service Organizations and other Non-Profit Organizations.
[3] Non-Capital includes, but is not limited to, expenses related to Building Maintenance, Grounds & Landscaping Maintenance, Non-Capitalizable Equipment and other Professional Services.

PROJECT TITLE:
UNIVERSITY AREA SEPTIC TO SEWER INNOVATION AREA
CIE REQUIREMENTS: Y
LEVEL OF SERVICE IMPACT: F

PROJECT NUMBER: C10322000

PROGRAM: WATER ENTERPRISE

PROJECT DESCRIPTION:
This project will build wastewater collection system for existing residents and future developments in the University Area.

OPERATING COST IMPACT:
Impact on annual operating and maintenance costs is to be determined.

PROJECT COMPLETION DATE: TBD

Neighborhood Community Area:
University Area Community

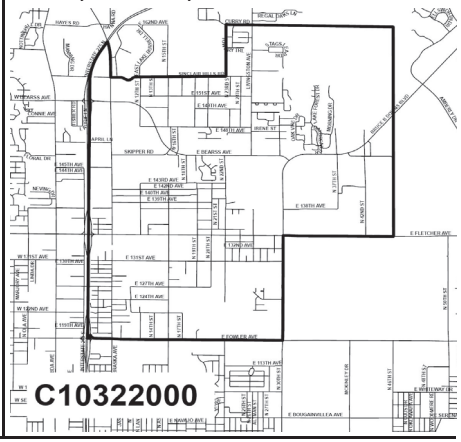

Sources of Funds (in $000s)	Total Estimated Sources	Prior Funding	FY 23 Carryforward	FY 23 Additional	FY 24	FY 25	FY 26	FY 27	Future
ARP Funds	$0	$0	$0	$0	$0	$0	$0	$0	$0
Enterprise Fees	45,000	0	0	0	0	0	0	0	45,000
Financing	0	0	0	0	0	0	0	0	0
Grants & County Match	0	0	0	0	0	0	0	0	0
Undetermined	0	0	0	0	0	0	0	0	0
Subtotal FY 23			$0	$0					
Total	**$45,000**	**$0**	**$0**		**$0**	**$0**	**$0**	**$0**	**$45,000**

Uses of Funds (in $000s)	Total Estimated Cost	Prior Expenses	FY 23 Carryforward	FY 23 Additional	FY 24	FY 25	FY 26	FY 27	Future
Capital [1]	$45,000	$0	$0	$0	$0	$0	$0	$0	$45,000
Contributions [2]	0	0	0	0	0	0	0	0	0
Non-Capital [3]	0	0	0	0	0	0	0	0	0
Subtotal FY 23			$0	$0					
Total	**$45,000**	**$0**	**$0**		**$0**	**$0**	**$0**	**$0**	**$45,000**

[1] Capital includes, but is not limited to, expenses related to capitalizable Development, Design, Land Acquisition, Equipment, Construction and Administration required to complete the project.
[2] Contributions includes, but is not limited to, funding through an agreement to other Government Agencies, Youth Organizations, Cultural Service Organizations and other Non-Profit Organizations.
[3] Non-Capital includes, but is not limited to, expenses related to Building Maintenance, Grounds & Landscaping Maintenance, Non-Capitalizable Equipment and other Professional Services.

PROJECT TITLE:
UNIVERSITY AREA SEPTIC TO SEWER INNOVATION AREA - ARP ACT 3 FUNDS
CIE REQUIREMENTS: Y
LEVEL OF SERVICE IMPACT: F

PROJECT NUMBER: C10317000

PROGRAM: WATER ENTERPRISE

PROJECT DESCRIPTION:
This project will build wastewater collection system for existing residents and future developments in the University Area.

OPERATING COST IMPACT:
Impact on annual operating and maintenance costs is to be determined.

PROJECT COMPLETION DATE: TBD

Neighborhood Community Area:
University Area Community

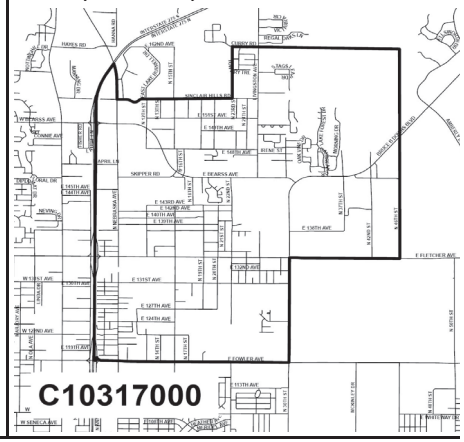

Sources of Funds (in $000s)	Total Estimated Sources	Prior Funding	FY 23 Carryforward	FY 23 Additional	FY 24	FY 25	FY 26	FY 27	Future
ARP Funds	$5,000	$67	$4,933	$0	$0	$0	$0	$0	$0
Enterprise Fees	0	0	0	0	0	0	0	0	0
Financing	0	0	0	0	0	0	0	0	0
Grants & County Match	0	0	0	0	0	0	0	0	0
Undetermined	0	0	0	0	0	0	0	0	0
Subtotal FY 23			$4,933	$0					
Total	**$5,000**	**$67**	**$4,933**		**$0**	**$0**	**$0**	**$0**	**$0**

Uses of Funds (in $000s)	Total Estimated Cost	Prior Expenses	FY 23 Carryforward	FY 23 Additional	FY 24	FY 25	FY 26	FY 27	Future
Capital [1]	$5,000	$67	$4,933	$0	$0	$0	$0	$0	$0
Contributions [2]	0	0	0	0	0	0	0	0	0
Non-Capital [3]	0	0	0	0	0	0	0	0	0
Subtotal FY 23			$4,933	$0					
Total	**$5,000**	**$67**	**$4,933**		**$0**	**$0**	**$0**	**$0**	**$0**

[1] Capital includes, but is not limited to, expenses related to capitalizable Development, Design, Land Acquisition, Equipment, Construction and Administration required to complete the project.
[2] Contributions includes, but is not limited to, funding through an agreement to other Government Agencies, Youth Organizations, Cultural Service Organizations and other Non-Profit Organizations.
[3] Non-Capital includes, but is not limited to, expenses related to Building Maintenance, Grounds & Landscaping Maintenance, Non-Capitalizable Equipment and other Professional Services.

PROJECT TITLE:
UTILITY RELOCATION (MP)
CIE REQUIREMENTS: Y
LEVEL OF SERVICE IMPACT: M

PROJECT NUMBER: C31945000

PROGRAM: WATER ENTERPRISE

PROJECT DESCRIPTION:
Public Utilities owns and operates miles of piping located in County, State and privately owned property. We are required to relocate our facilities for the convenience of the property owner by local, state and federal laws under certain circumstances. This CIP is the funding source for this required effort. Typical projects include relocating pipelines that are impacted by County and FDOT roadway and drainage improvements.

OPERATING COST IMPACT:
No significant change in annual operating costs is anticipated.

PROJECT COMPLETION DATE: Ongoing

Neighborhood Community Area:
Countywide

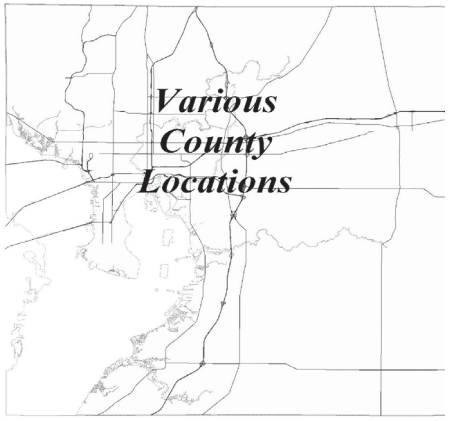

Sources of Funds ($000s)	Total Estimated Sources	Prior Funding	FY 23 Carryforward	FY 23 Additional	FY 24	FY 25	FY 26	FY 27	Future
ARP Funds	$0	$0	$0	$0	$0	$0	$0	$0	$0
Enterprise Fees	174,487	40,980	28,506	10,000	10,000	15,000	10,000	10,000	50,000
Financing	0	0	0	0	0	0	0	0	0
Grants & County Match	0	0	0	0	0	0	0	0	0
Undetermined	0	0	0	0	0	0	0	0	0
Subtotal FY 23			$28,506	$10,000					
Total	**$174,487**	**$40,980**	**$38,506**		**$10,000**	**$15,000**	**$10,000**	**$10,000**	**$50,000**

Uses of Funds ($000s)	Total Estimated Cost	Prior Expenses	FY 23 Carryforward	FY 23 Additional	FY 24	FY 25	FY 26	FY 27	Future
Capital [1]	$174,487	$40,980	$28,506	$10,000	$10,000	$15,000	$10,000	$10,000	$50,000
Contributions [2]	0	0	0	0	0	0	0	0	0
Non-Capital [3]	0	0	0	0	0	0	0	0	0
Subtotal FY 23			$28,506	$10,000					
Total	**$174,487**	**$40,980**	**$38,506**		**$10,000**	**$15,000**	**$10,000**	**$10,000**	**$50,000**

[1] Capital includes, but is not limited to, expenses related to capitalizable Development, Design, Land Acquisition, Equipment, Construction and Administration required to complete the project.
[2] Contributions includes, but is not limited to, funding through an agreement to other Government Agencies, Youth Organizations, Cultural Service Organizations and other Non-Profit Organizations.
[3] Non-Capital includes, but is not limited to, expenses related to Building Maintenance, Grounds & Landscaping Maintenance, Non-Capitalizable Equipment and other Professional Services.

PROJECT TITLE:
VALRICO AERATION IMPROVEMENTS
CIE REQUIREMENTS: Y
LEVEL OF SERVICE IMPACT: E

PROJECT NUMBER: C10311000

PROGRAM: WATER ENTERPRISE

PROJECT DESCRIPTION:
This project will help increase the biological capacity of the plant by ensuring that the air requirements are being met. Current conditions indicate a biological loading capacity reduction due to low availability of air.

OPERATING COST IMPACT:
No significant change in annual operating costs is anticipated.

PROJECT COMPLETION DATE: Dec 2022

Neighborhood Community Area:
Valrico

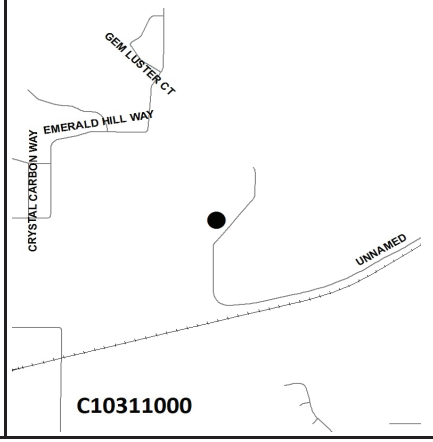

Sources of Funds ($000s)	Total Estimated Sources	Prior Funding	FY 23 Carryforward	FY 23 Additional	FY 24	FY 25	FY 26	FY 27	Future
ARP Funds	$0	$0	$0	$0	$0	$0	$0	$0	$0
Enterprise Fees	0	0	0	0	0	0	0	0	0
Financing	5,500	0	5,500	0	0	0	0	0	0
Grants & County Match	0	0	0	0	0	0	0	0	0
Undetermined	0	0	0	0	0	0	0	0	0
Subtotal FY 23			$5,500	$0					
Total	**$5,500**	**$0**	**$5,500**		**$0**	**$0**	**$0**	**$0**	**$0**

Uses of Funds ($000s)	Total Estimated Cost	Prior Expenses	FY 23 Carryforward	FY 23 Additional	FY 24	FY 25	FY 26	FY 27	Future
Capital [1]	$5,500	$0	$5,500	$0	$0	$0	$0	$0	$0
Contributions [2]	0	0	0	0	0	0	0	0	0
Non-Capital [3]	0	0	0	0	0	0	0	0	0
Subtotal FY 23			$5,500	$0					
Total	**$5,500**	**$0**	**$5,500**		**$0**	**$0**	**$0**	**$0**	**$0**

[1] Capital includes, but is not limited to, expenses related to capitalizable Development, Design, Land Acquisition, Equipment, Construction and Administration required to complete the project.
[2] Contributions includes, but is not limited to, funding through an agreement to other Government Agencies, Youth Organizations, Cultural Service Organizations and other Non-Profit Organizations.
[3] Non-Capital includes, but is not limited to, expenses related to Building Maintenance, Grounds & Landscaping Maintenance, Non-Capitalizable Equipment and other Professional Services.

PROJECT TITLE:
VALRICO EQUALIZATION BASIN
CIE REQUIREMENTS: Y
LEVEL OF SERVICE IMPACT: E

PROJECT NUMBER: C10291000

PROGRAM: WATER ENTERPRISE

PROJECT DESCRIPTION:
Design and installation of a closed equalization tank at the Valrico Advanced Wastewater Treatment Facility. The tank will function between the headworks and the annox basin and will be sized to keep an maintain a constant flow through the plant. It may include aeration for odor control and mixing. A biological facility will operate more efficiently with a steady flow. Currently, influent flows follow a diurnal pattern with two peaks per day. These are also the maximum points of power usage for aeration and UV disinfection. An equalizatoin tank will store flow during high flow periods and feed it to the plant during lower flow periods, so that the plant is fed at a more constant rate. This will stabilize power usage, sludge production, and other processes saving money on power costs.

OPERATING COST IMPACT:
No significant change in annual operating costs is anticipated.

PROJECT COMPLETION DATE: Jun 2023

Neighborhood Community Area:
Valrico

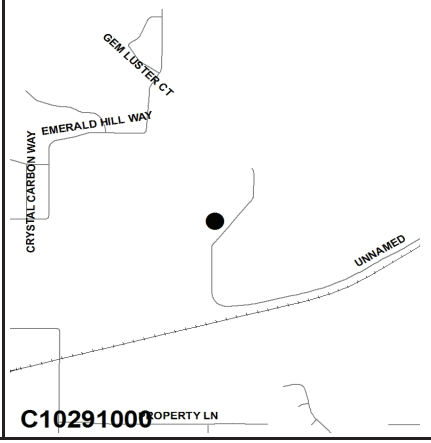

Sources of Funds (in $000s)	Total Estimated Sources	Prior Funding	FY 23 Carryforward	FY 23 Additional	FY 24	FY 25	FY 26	FY 27	Future
ARP Funds	$0	$0	$0	$0	$0	$0	$0	$0	$0
Enterprise Fees	690	210	480	0	0	0	0	0	0
Financing	18,555	391	18,164	0	0	0	0	0	0
Grants & County Match	0	0	0	0	0	0	0	0	0
Undetermined	0	0	0	0	0	0	0	0	0
Subtotal FY 23			$18,644	$0					
Total	**$19,245**	**$602**	**$18,644**		**$0**	**$0**	**$0**	**$0**	**$0**

Uses of Funds (in $000s)	Total Estimated Cost	Prior Expenses	FY 23 Carryforward	FY 23 Additional	FY 24	FY 25	FY 26	FY 27	Future
Capital [1]	$19,245	$602	$18,644	$0	$0	$0	$0	$0	$0
Contributions [2]	0	0	0	0	0	0	0	0	0
Non-Capital [3]	0	0	0	0	0	0	0	0	0
Subtotal FY 23			$18,644	$0					
Total	**$19,245**	**$602**	**$18,644**		**$0**	**$0**	**$0**	**$0**	**$0**

[1] Capital includes, but is not limited to, expenses related to capitalizable Development, Design, Land Acquisition, Equipment, Construction and Administration required to complete the project.
[2] Contributions includes, but is not limited to, funding through an agreement to other Government Agencies, Youth Organizations, Cultural Service Organizations and other Non-Profit Organizations.
[3] Non-Capital includes, but is not limited to, expenses related to Building Maintenance, Grounds & Landscaping Maintenance, Non-Capitalizable Equipment and other Professional Services.

PROJECT TITLE:
VALRICO SOLAR POWER INSTALLATION
CIE REQUIREMENTS: Y
LEVEL OF SERVICE IMPACT: E

PROJECT NUMBER: C10290000

PROGRAM: WATER ENTERPRISE

PROJECT DESCRIPTION:
Design and construct a solar panel and battery system to provide supplemental power to the Valrico AWTF. PUD is exploring alternative energy sources both to save money on power costs and reduce the carbon footprint of its facilities.

OPERATING COST IMPACT:
No significant change in annual operating costs is anticipated.

PROJECT COMPLETION DATE: Sep 2023

Neighborhood Community Area:
Valrico

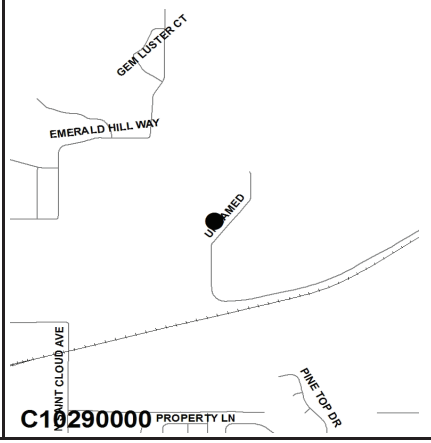

Sources of Funds (in $000s)	Total Estimated Sources	Prior Funding	FY 23 Carryforward	FY 23 Additional	FY 24	FY 25	FY 26	FY 27	Future
ARP Funds	$0	$0	$0	$0	$0	$0	$0	$0	$0
Enterprise Fees	3,400	231	3,169	0	0	0	0	0	0
Financing	0	0	0	0	0	0	0	0	0
Grants & County Match	0	0	0	0	0	0	0	0	0
Undetermined	0	0	0	0	0	0	0	0	0
Subtotal FY 23			$3,169	$0					
Total	**$3,400**	**$231**	**$3,169**		**$0**	**$0**	**$0**	**$0**	**$0**

Uses of Funds (in $000s)	Total Estimated Cost	Prior Expenses	FY 23 Carryforward	FY 23 Additional	FY 24	FY 25	FY 26	FY 27	Future
Capital [1]	$3,400	$231	$3,169	$0	$0	$0	$0	$0	$0
Contributions [2]	0	0	0	0	0	0	0	0	0
Non-Capital [3]	0	0	0	0	0	0	0	0	0
Subtotal FY 23			$3,169	$0					
Total	**$3,400**	**$231**	**$3,169**		**$0**	**$0**	**$0**	**$0**	**$0**

[1] Capital includes, but is not limited to, expenses related to capitalizable Development, Design, Land Acquisition, Equipment, Construction and Administration required to complete the project.
[2] Contributions includes, but is not limited to, funding through an agreement to other Government Agencies, Youth Organizations, Cultural Service Organizations and other Non-Profit Organizations.
[3] Non-Capital includes, but is not limited to, expenses related to Building Maintenance, Grounds & Landscaping Maintenance, Non-Capitalizable Equipment and other Professional Services.

PROJECT TITLE:
VAN DYKE FLOW DIVERSION (PUMP STATION AND PIPELINE)
CIE REQUIREMENTS: Y
LEVEL OF SERVICE IMPACT: F

PROJECT NUMBER: C10300000

PROGRAM: WATER ENTERPRISE

PROJECT DESCRIPTION:
This project consists of design and construction of a pump station and associated force main. It will be capable of transferring the flow of the Van Dyke Wastewater Treatment Facility to the Northwest Regional Water Reclamation Facility.

OPERATING COST IMPACT:
No significant change in annual operating costs is anticipated.

PROJECT COMPLETION DATE: Sep 2027

Neighborhood Community Area:
Lutz

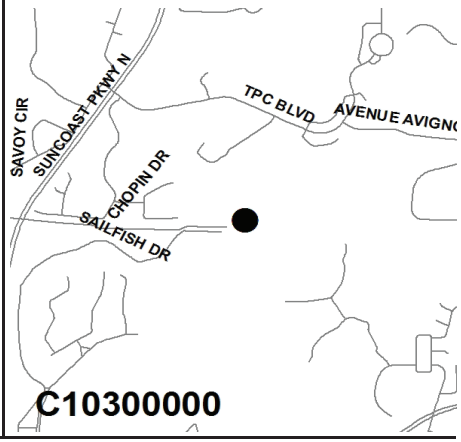

Sources of Funds (in $000s)	Total Estimated Sources	Prior Funding	FY 23 Carryforward	FY 23 Additional	FY 24	FY 25	FY 26	FY 27	Future
ARP Funds	$0	$0	$0	$0	$0	$0	$0	$0	$0
Enterprise Fees	8,669	59	391	8,219	0	0	0	0	0
Financing	1,869	0	1,869	0	0	0	0	0	0
Grants & County Match	0	0	0	0	0	0	0	0	0
Undetermined	0	0	0	0	0	0	0	0	0
Subtotal FY 23			$2,261	$8,219					
Total	**$10,538**	**$59**	**$10,480**		**$0**	**$0**	**$0**	**$0**	**$0**

Uses of Funds (in $000s)	Total Estimated Cost	Prior Expenses	FY 23 Carryforward	FY 23 Additional	FY 24	FY 25	FY 26	FY 27	Future
Capital [1]	$10,538	$59	$2,261	$8,219	$0	$0	$0	$0	$0
Contributions [2]	0	0	0	0	0	0	0	0	0
Non-Capital [3]	0	0	0	0	0	0	0	0	0
Subtotal FY 23			$2,261	$8,219					
Total	**$10,538**	**$59**	**$10,480**		**$0**	**$0**	**$0**	**$0**	**$0**

[1] Capital includes, but is not limited to, expenses related to capitalizable Development, Design, Land Acquisition, Equipment, Construction and Administration required to complete the project.
[2] Contributions includes, but is not limited to, funding through an agreement to other Government Agencies, Youth Organizations, Cultural Service Organizations and other Non-Profit Organizations.
[3] Non-Capital includes, but is not limited to, expenses related to Building Maintenance, Grounds & Landscaping Maintenance, Non-Capitalizable Equipment and other Professional Services.

PROJECT TITLE:
WATERS AVE FORCEMAIN REPLACEMENT
CIE REQUIREMENTS: Y
LEVEL OF SERVICE IMPACT: F

PROJECT NUMBER: C10323000

PROGRAM: WATER ENTERPRISE

PROJECT DESCRIPTION:
Replacement of the Waters Ave Forcemain. More information to follow.

OPERATING COST IMPACT:
Impact on annual operating and maintenance costs is to be determined.

PROJECT COMPLETION DATE: TBD

Neighborhood Community Area:
Town and Country

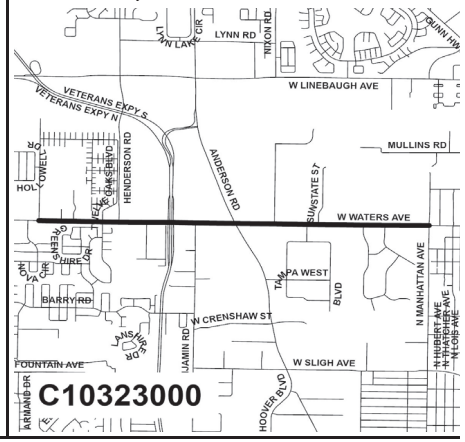

Sources of Funds (in $000s)	Total Estimated Sources	Prior Funding	FY 23 Carryforward	FY 23 Additional	FY 24	FY 25	FY 26	FY 27	Future
ARP Funds	$0	$0	$0	$0	$0	$0	$0	$0	$0
Enterprise Fees	12,000	0	0	12,000	0	0	0	0	0
Financing	0	0	0	0	0	0	0	0	0
Grants & County Match	0	0	0	0	0	0	0	0	0
Undetermined	0	0	0	0	0	0	0	0	0
Subtotal FY 23			$0	$12,000					
Total	**$12,000**	**$0**	**$12,000**		**$0**	**$0**	**$0**	**$0**	**$0**

Uses of Funds (in $000s)	Total Estimated Cost	Prior Expenses	FY 23 Carryforward	FY 23 Additional	FY 24	FY 25	FY 26	FY 27	Future
Capital [1]	$12,000	$0	$0	$12,000	$0	$0	$0	$0	$0
Contributions [2]	0	0	0	0	0	0	0	0	0
Non-Capital [3]	0	0	0	0	0	0	0	0	0
Subtotal FY 23			$0	$12,000					
Total	**$12,000**	**$0**	**$12,000**		**$0**	**$0**	**$0**	**$0**	**$0**

[1] Capital includes, but is not limited to, expenses related to capitalizable Development, Design, Land Acquisition, Equipment, Construction and Administration required to complete the project.
[2] Contributions includes, but is not limited to, funding through an agreement to other Government Agencies, Youth Organizations, Cultural Service Organizations and other Non-Profit Organizations.
[3] Non-Capital includes, but is not limited to, expenses related to Building Maintenance, Grounds & Landscaping Maintenance, Non-Capitalizable Equipment and other Professional Services.

PROJECT TITLE:
WILLIAMS RD FORCEMAIN EXTENSION
CIE REQUIREMENTS: Y
LEVEL OF SERVICE IMPACT: F

PROJECT NUMBER: C10324000

PROGRAM: WATER ENTERPRISE

PROJECT DESCRIPTION:
Extension of the Williams Road Forcemain. More information to follow.

OPERATING COST IMPACT:
Impact on annual operating and maintenance costs is to be determined.

PROJECT COMPLETION DATE: TBD

Neighborhood Community Area:
Seffner Mango

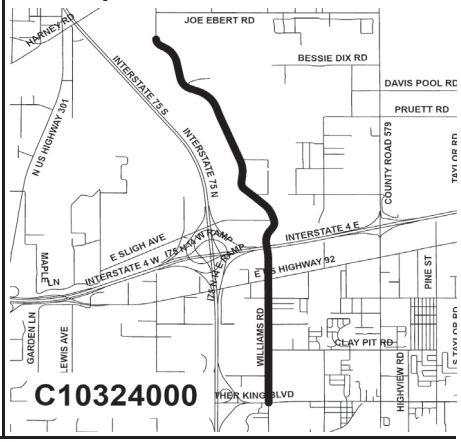

Sources of Funds (in $000s)	Total Estimated Sources	Prior Funding	FY 23 Carryforward	FY 23 Additional	FY 24	FY 25	FY 26	FY 27	Future
ARP Funds	$0	$0	$0	$0	$0	$0	$0	$0	$0
Enterprise Fees	11,000	0	0	600	5,900	4,500	0	0	0
Financing	0	0	0	0	0	0	0	0	0
Grants & County Match	0	0	0	0	0	0	0	0	0
Undetermined	0	0	0	0	0	0	0	0	0
Subtotal FY 23			$0	$600					
Total	**$11,000**	**$0**	**$600**		**$5,900**	**$4,500**	**$0**	**$0**	**$0**

Uses of Funds (in $000s)	Total Estimated Cost	Prior Expenses	FY 23 Carryforward	FY 23 Additional	FY 24	FY 25	FY 26	FY 27	Future
Capital [1]	$11,000	$0	$0	$600	$5,900	$4,500	$0	$0	$0
Contributions [2]	0	0	0	0	0	0	0	0	0
Non-Capital [3]	0	0	0	0	0	0	0	0	0
Subtotal FY 23			$0	$600					
Total	**$11,000**	**$0**	**$600**		**$5,900**	**$4,500**	**$0**	**$0**	**$0**

[1] Capital includes, but is not limited to, expenses related to capitalizable Development, Design, Land Acquisition, Equipment, Construction and Administration required to complete the project.
[2] Contributions includes, but is not limited to, funding through an agreement to other Government Agencies, Youth Organizations, Cultural Service Organizations and other Non-Profit Organizations.
[3] Non-Capital includes, but is not limited to, expenses related to Building Maintenance, Grounds & Landscaping Maintenance, Non-Capitalizable Equipment and other Professional Services.

PROJECT TITLE:
WOODBERRY SUPER STATION REHABILITATION
CIE REQUIREMENTS: Y
LEVEL OF SERVICE IMPACT: M

PROJECT NUMBER: C10292000

PROGRAM: WATER ENTERPRISE

PROJECT DESCRIPTION:
The Woodberry Super Station is one of the largest in the County and pumps all of its flow to the Falkenburg AWTF. It is over 20 years old and requires rehabilitation including new variable frequency drives, wet well coatings, new or rehabilitated pumps, and other piping and appurtenances. Significant bypass pumping will also be required. The Woodberry Super Station is critical to transferring wastewater to the Falkenburg AWTF. Allowing the electrical infrastructure to continue to age presents significant financial and environmental risk to the County.

OPERATING COST IMPACT:
No significant change in annual operating costs is anticipated.

PROJECT COMPLETION DATE: Jun 2023

Neighborhood Community Area:
Valrico

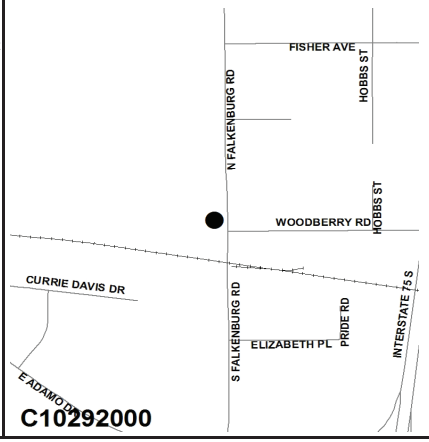

Sources of Funds (in $000s)	Total Estimated Sources	Prior Funding	FY 23 Carryforward	FY 23 Additional	FY 24	FY 25	FY 26	FY 27	Future
ARP Funds	$0	$0	$0	$0	$0	$0	$0	$0	$0
Enterprise Fees	5,800	864	4,936	0	0	0	0	0	0
Financing	0	0	0	0	0	0	0	0	0
Grants & County Match	0	0	0	0	0	0	0	0	0
Undetermined	0	0	0	0	0	0	0	0	0
Subtotal FY 23			$4,936	$0					
Total	**$5,800**	**$864**	**$4,936**		**$0**	**$0**	**$0**	**$0**	**$0**

Uses of Funds (in $000s)	Total Estimated Cost	Prior Expenses	FY 23 Carryforward	FY 23 Additional	FY 24	FY 25	FY 26	FY 27	Future
Capital [1]	$5,800	$864	$4,936	$0	$0	$0	$0	$0	$0
Contributions [2]	0	0	0	0	0	0	0	0	0
Non-Capital [3]	0	0	0	0	0	0	0	0	0
Subtotal FY 23			$4,936	$0					
Total	**$5,800**	**$864**	**$4,936**		**$0**	**$0**	**$0**	**$0**	**$0**

[1] Capital includes, but is not limited to, expenses related to capitalizable Development, Design, Land Acquisition, Equipment, Construction and Administration required to complete the project.
[2] Contributions includes, but is not limited to, funding through an agreement to other Government Agencies, Youth Organizations, Cultural Service Organizations and other Non-Profit Organizations.
[3] Non-Capital includes, but is not limited to, expenses related to Building Maintenance, Grounds & Landscaping Maintenance, Non-Capitalizable Equipment and other Professional Services.

Appendix

Hillsborough County Florida

For more information, contact the Management & Budget Department
(813) 272-5890 • HCFLGov.net/Budget

TRANSPORTATION SURTAX REPORT

(In Thousands)

Account Description	**FY 23 Budget Amount**
Transportation Surtax Revenues FY 23	$0
Interest Earnings	1,463
Less 5% Required By Law	(73)
Projected Carried Forward Revenues From Prior Year	195,048
Total Transportation Surtax Reserves	**$196,438**

Note: On November 7, 2018 the voters of Hillsborough County approved a 1% sales surtax to fund transportation improvements throughout Hillsborough County, including road and bridge improvements; the expansion of public transit options; fixing potholes; enhancing bus service; relieving rush hour bottlenecks; improving intersections; and making walking and biking safer. On February 25, 2021 the Transportation Surtax was ruled unconstitutional by the Florida Supreme court.

PROJECTS WITH FUTURE FUNDING SOURCE TO BE DETERMINED

Project Number	Project Title	Amount (in thousands)
C77852000	New Entrepreneur Collaborative Center (e-Factory)	$7,000
C77840000	South County Cultural Arts Center	3,000
C77830000	South County Workforce Center	3,000
Total Government Facilities		**$13,000**
C69602000	Advanced Traffic Management System Improvement Program (MP)	$39,000
C69677000	Bridge and Guardrail Program (MP)	30,600
C69200000	Bridge Improvements (MP)	24,400
C69682000	Corridor Safety Retrofit Improvements (MP)	12,400
C69642000	East 131st Ave. Corridor Improvements (North 30th St. to US 41)	17,600
C69600000	Intersection Improvement Program (MP)	6,000
C69649000	Lithia Pinecrest Rd Corridor Improvements (Fishhawk Blvd to Lumsden Ave)	99,298
C61150000	Madison Avenue Improvements (US 41 To 78th Street)	17,915
C69638000	Pedestrian Safety and Mobility Enhancement Program (MP)	23,000
C69631000	Roadway Pavement Preservation Program (MP)	154,800
C69676000	Safe Routes To School Programs (MP)	7,800
C69678000	Sidewalk Repair Program (MP)	37,800
C69666000	South 78th Street Corridor Improvements	17,347
C69675000	South Coast Greenway Trail Adamsville (Phase III) & Big Bend Overpass	9,900
C69659000	South Coast Greenway Trail Ruskin Gap (Phase 1A and 1B) (MP)	500
C69654000	University Area Transportation Improvements (MP)	79,865
C69661000	Upper Tampa Bay Trail IV	7,500
C69646000	Van Dyke Road Corridor Improvement - Whirley Rd to Suncoast Parkway	59,305
Total Transportation		**$645,030**
	GRAND TOTAL	**$658,030**

Note: At BOCC discretion, future determinations of alternate funding or possible overall funding reductions for specific projects will be based on project prioritization and available options.

HILLSBOROUGH COUNTY
ESTIMATED CIP OPERATING COST IMPACT DETAIL
FY 23- FY 27

PROJECT NUMBER	OPERATING FUND	PROJECT TITLE	OPER. DATE	NEW POSITIONS	FY 23	FY 24	FY 25	FY 26	FY 27	TOTAL FY 23 - FY 27
FIRE SERVICES										
C91219000	MSTU	FIRE RESCUE/EMERGENCY MANAGEMENT WAREHOUSE	TBD	TBD	TBD	TBD	TBD	TBD	TBD	$0
C91170000	MSTU	FIRE STATIONS HARDENING	Various	0	10,000	15,000	20,000	25,000	30,000	100,000
C91218000	MSTU	SUN CITY NORTH FIRE STATION	TBD	21	0	3,000,000	3,000,000	3,000,000	3,000,000	12,000,000
		TOTAL FIRE SERVICES		**21**	**$10,000**	**$3,015,000**	**$3,020,000**	**$3,025,000**	**$3,030,000**	**$12,100,000**
GOVERNMENT FACILITIES										
C77886000	GEN FUND	AFRICAN AMERICAN ARTS & CULTURAL CENTER	TBD	0	TBD	TBD	TBD	TBD	TBD	$0
C77855000	GEN FUND	CHILDREN'S SERVICES - VARIOUS IMPROVEMENTS AND PLANNING	TBD	0	TBD	TBD	TBD	TBD	TBD	0
C77879000	GEN FUND	COMMUNITY BASED STEP-DOWN FACILITY - ARP ACT 3 FUNDS	TBD	0	TBD	TBD	TBD	TBD	TBD	0
C77841000	MSTU/GEN FUND	EMERGENCY GENERATORS AT VARIOUS LOCATIONS	Various	0	68,000	68,000	68,000	68,000	68,000	340,000
C77870000	GEN FUND	LA PALOMA HEAD START FACILITY REPLACEMENT	Jun-24	0	0	TBD	TBD	TBD	TBD	0
C77897000	GEN FUND	JAIL MAINTENANCE	TBD	0	TBD	TBD	TBD	TBD	TBD	0
C77854000	MSTU	NEW ADULT DAY HEALTH SERVICES CENTER	TBD	0	TBD	TBD	TBD	TBD	TBD	0
C77852000	GEN FUND	NEW ENTREPRENEUR COLLABORATIVE CENTER (e-Factory)	TBD	0	TBD	TBD	TBD	TBD	TBD	0
C77814000	MSTU	NORTHWEST AREA HEAD START / SERVICE CENTER	TBD	0	TBD	TBD	TBD	TBD	TBD	0
C77848000	MSTU/GEN FUND	SOLAR PROJECTS VARIOUS BUILDINGS	Ongoing	0	TBD	TBD	TBD	TBD	TBD	0
C77889000	MSTU/GEN FUND	SOLAR PROJECTS VARIOUS BUILDINGS PHASE 2 (MP)	Ongoing	0	TBD	TBD	TBD	TBD	TBD	0
C77840000	MSTU	SOUTH COUNTY CULTURAL ARTS CENTER	TBD	0	TBD	TBD	TBD	TBD	TBD	0
C77890000	MSTU	TAMPA BAY WATER LAND ACQUISITION	TBD	0	TBD	TBD	TBD	TBD	TBD	0
		TOTAL GOVERNMENT FACILITIES		**0**	**$68,000**	**$68,000**	**$68,000**	**$68,000**	**$68,000**	**$340,000**
LIBRARY SERVICES										
C76033000	LIBRARY FD	BRANDON LIBRARY REPLACEMENT - PHASE 2	TBD	TBD	TBD	TBD	TBD	TBD	TBD	$0
C76047000	LIBRARY FD	FISHHAWK LIBRARY	TBD	TBD	TBD	TBD	TBD	TBD	TBD	0
C76045000	LIBRARY FD	THONOTOSASSA LIBRARY REPLACEMENT	TBD	TBD	TBD	TBD	TBD	TBD	TBD	0
C76050000	LIBRARY FD	WIMAUMA LIBRARY	TBD	TBD	TBD	TBD	TBD	TBD	TBD	0
		TOTAL LIBRARY SERVICES		**0**	**$0**	**$0**	**$0**	**$0**	**$0**	**$0**
PARKS FACILITIES										
C83323000	MSTU	ALL PEOPLES PARK EXPANSION	Various	0	$10,000	$10,000	$10,000	$10,000	$10,000	$50,000
C83232000	MSTU	BRANCHTON REGIONAL PARK	TBD	0	0	90,000	90,000	90,000	90,000	360,000

HILLSBOROUGH COUNTY
ESTIMATED CIP OPERATING COST IMPACT DETAIL
FY 23- FY 27

PROJECT NUMBER	OPERATING FUND	PROJECT TITLE	OPER. DATE	NEW POSITIONS	FY 23	FY 24	FY 25	FY 26	FY 27	TOTAL FY 23 - FY 27
C83247000	MSTU	EG SIMMONS / ECO TOURISM	Dec-23	0	0	12,500	15,000	15,000	15,000	57,500
C83652000	MSTU	EMANUEL JOHNSON PARK SPLASH PAD	Dec-23	0	0	41,250	55,000	55,000	55,000	206,250
C83650000	MSTU	KENLY PARK SPLASH PAD	Dec-23	0	0	82,500	110,000	110,000	110,000	412,500
C83657000	MSTU	MANN-WAGNON MEMORIAL PARK CANOE LAUNCH	Jun-23	0	3,333	10,000	10,000	10,000	10,000	43,333
C83653000	MSTU	PARKS SHADE COVERS	Various	0	20,000	20,000	20,000	20,000	20,000	100,000
C83266000	MSTU	RIVERVIEW / BRANDON / EAST AREA PARKS	Various	0	15,000	15,000	15,000	15,000	15,000	75,000
C83656000	MSTU	SKYWAY PARK PLAYGROUND SHADE	Jun-23	0	3,333	10,000	10,000	10,000	10,000	43,333
C83643000	MSTU	THONOTOSASSA PARK IMPROVEMENT/EXPANSION	TBD	0	0	55,000	55,000	55,000	55,000	220,000
C80324000	MSTU	WATERSET SPORTS COMPLEX	Jun-23	0	83,333	250,000	250,000	250,000	250,000	1,083,333
C83651000	MSTU	WINSTON PARK SPLASH PAD	Dec-23	0	0	41,250	55,000	55,000	55,000	206,250
		TOTAL PARKS FACILITIES		**0**	**$134,999**	**$637,500**	**$695,000**	**$695,000**	**$695,000**	**$2,857,499**
STORMWATER PROGRAM										
C46142000	MSTU	CULVERT RENEWAL & REPLACEMENT PROGRAM	Ongoing	0	$63,308	$105,558	$141,808	$178,058	$214,308	$703,038
C46187000	MSTU	DELANEY CREEK WATER QUALITY IMPROVEMENTS - ARP ACT 3 FUNDS	May-23	0	1,667	4,000	4,000	4,000	4,000	17,667
C46132000	MSTU	MAJOR NEIGHBORHOOD DRAINAGE IMPROVEMENTS	Ongoing	0	3,525	3,525	3,525	3,525	3,525	17,625
C46145000	MSTU	NEIGHBORHOOD DRAINAGE CAPITAL IMPROVEMENTS	Ongoing	0	46,868	55,118	65,418	75,718	86,018	329,138
C46139000	MSTU	NEIGHBORHOOD DRAINAGE IMPROVEMENTS	Ongoing	0	615	615	615	615	615	3,075
C46188000	MSTU	PROGRESS VILLAGE LOCAL DRAINAGE IMPROVEMENTS - ARP ACT 3 FU	Jun-23	0	1,030	3,090	3,090	3,090	3,090	13,390
C46185000	MSTU	PROGRESS VILLAGE REGIONAL DRAINAGE IMPROVEMENTS - ARP ACT 3	Mar-25	0	0	0	12,833	22,000	22,000	56,833
C46189000	MSTU	STORMWATER DRAINAGE AND WATER QUALITY IMPROVEMENTS - ARP	Ongoing	0	5,468	5,468	5,468	5,468	5,468	27,338
C46134000	MSTU	WATER QUALITY IMPROVEMENT & ENVIRONMENTAL PROGRAM	Ongoing	0	7,828	7,828	7,828	7,828	7,828	39,138
C46141000	MSTU	WATER QUALITY IMPROVEMENTS AND ENVIROMENTAL PROGRAM	Ongoing	0	3,483	4,733	5,983	7,233	8,483	29,913
C46137000	MSTU	WATERSHED DRAINAGE IMPROVEMENTS	Ongoing	0	5,743	17,418	23,243	39,068	61,268	146,738
		TOTAL STORMWATER PROGRAM		**0**	**$139,532**	**$207,350**	**$273,808**	**$346,600**	**$416,600**	**$1,383,890**
TRANSPORTATION PROGRAM										
C69602000	TRUST FUNDS	ADVANCED TRAFFIC MANAGEMENT SYSTEM	Ongoing	0	$450,000	$450,000	$450,000	$450,000	$450,000	$2,250,000
C69112000	TRUST FUNDS	BELL SHOALS ROAD WIDENING (BLOOMINGDALE TO BOYETTE)	Apr-23	0	14,500	29,000	29,000	29,000	29,000	130,500
C69600000	TRUST FUNDS	INTERSECTION IMPROVEMENT PROGRAM	Ongoing	0	100,000	100,000	100,000	100,000	100,000	500,000
C61150000	TRUST FUNDS	MADISON AVENUE IMPROVMENTS - US 41 TO 78TH STREET	TBD	0	0	8,000	8,000	8,000	8,000	32,000
C69601000	TRUST FUNDS	NEW AND IMPROVED SIGNALIZATION PROGRAM	Ongoing	0	100,000	100,000	100,000	100,000	100,000	500,000

HILLSBOROUGH COUNTY
ESTIMATED CIP OPERATING COST IMPACT DETAIL
FY 23- FY 27

PROJECT NUMBER	OPERATING FUND	PROJECT TITLE	OPER. DATE	NEW POSITIONS	FY 23	FY 24	FY 25	FY 26	FY 27	TOTAL FY 23 - FY 27
C69508000	TRUST FUNDS	SIDEWALK RETROFIT CONSTRUCTION	Ongoing	0	18,000	18,000	18,000	18,000	18,000	90,000
		TOTAL TRANSPORTATION PROGRAM		**0**	**$682,500**	**$705,000**	**$705,000**	**$705,000**	**$705,000**	**$3,502,500**
WATER ENTERPRISE										
C10294000	UTIL FEES	ADVANCED WATER TREATMENT DEMONSTRATION PROGRAM	Dec-25	0	$0	$0	$0	$193,333	$232,000	$425,333
C10280000	UTIL FEES	FLOW DIVERSION FROM FALKENBURG (PUMP STATIONS & PIPELINES)	Sep-23	0	2,166	26,000	26,000	26,000	26,000	106,166
C31978000	UTIL FEES	PUBLIC UTILITIES TELEMETRY/DATA NETWORK & SUPPORT PROGRAM	Ongoing	0	50,000	50,000	50,000	50,000	50,000	250,000
C19017000	UTIL FEES	RWTM EXTENSIONS TO NEW AND EXISTING CUSTOMERS	Ongoing	0	1,200	1,200	1,200	1,200	1,200	6,000
		TOTAL WATER ENTERPRISE		**0**	**$53,366**	**$77,200**	**$77,200**	**$270,533**	**$309,200**	**$787,499**
		TOTAL ALL PROGRAMS		**21**	**$1,088,397**	**$4,710,050**	**$4,839,008**	**$5,110,133**	**$5,223,800**	**$20,971,388**

TBD - To be Determined

CAPITAL BUDGET

Major Repair, Renovation, Replacement and Maintenance (R3M) Program

Proposed FY 23 Project List

PROJECT & SUB PROJECT TITLES	Cost Estimate
CM12000000 - Countywide R3M Program*	
78Th Street Surplus Office Renovations	$150,000
78Th Surplus Generator Storage Accomodations	75,000
Aldermans Ford Shop Windows & Rollup Door Replacements	150,000
Brandon Headstart Painting	15,000
Brandon Regional Service Center Hvac Evaluation	5,000
Central Fleet Offices Hvac Replacement-Upstairs-Design	20,000
Code Enforcement-139Th Hvac Replacement	150,000
Cooperative Extension Training & Warehouse Bldgs Hvac Replacement	95,000
County Center 2Nd Flr Breakroom Renov	20,000
Edgecomb CH Clerk Renovations	50,000
Eg Simmons Shelter Structual Repairs	150,000
Fleet Central Roof Drain Transition Replacements	50,000
Lithia Springs Campground Restroom Roof Replacements	50,000
Mango Headstart Roof	75,000
Mccloud Headstart Epdm Roofing	30,000
Medard Campground Restroom Roof Replacements	50,000
Medical Examiner Hvac & Chiller Replacements-Exhaust Study	20,000
Medical Examiner Lab Evidence Room Renovations	150,000
Nye Headstart Painting	15,000
Old Fs#7 S Brandon Roof Replacement	40,000
Pet Resources Overflow Shelter Hvac Replacement	25,000
Pierce Garage Decking Repairs	100,000
Pierce Garage Hvac Replacements	75,000
Plant City Head Start Hvac	25,000
Plant City Roof Replacement	40,000
Progress Village Hvac Replacement	75,000
Roger Stewart Breakroom Renovations	50,000
Ruskin Crisis Center Renovations	150,000
Ruskin Cultural Center Hvac Replacement	20,000
Ruskin Firehouse Cultural Led Lighting	50,000
Ruskin Headstart Carpet	50,000
Ruskin Headstart Painting	15,000
Surplus Warehouse Mezzanine Office Replacement	150,000

CAPITAL BUDGET

Major Repair, Renovation, Replacement and Maintenance (R3M) Program

Proposed FY 23 Project List

PROJECT & SUB PROJECT TITLES	Cost Estimate
Town & Country Commons Hvac And Chiller Evaluation	25,000
Town & Country Senior Center Flooring Replacement	75,000
Uacdc Headstart Painting	15,000
Upper Tampa Bay Shelters Renovations	150,000
Veterans Park Shelter Renovations	150,000
Sub Total	$2,600,000
Sub-Projects Completed Prior to FY 22	$13,327,107
Available for Future Projects	$7,241,765
Total Countywide R3M Program	**$23,168,872**

CM13000000 - Unincorporated R3M Program*

Antioch Bleacher Cover Replacement	$99,340
Apollo Beach Rec Center Restroom Renovations-Gate Modifications	50,000
Brandon Park Community Center Renovations	60,000
Carrollwood Cultural Studio Hvac Replacement	100,000
Fire Station #09 Sabal Generator Fuel Tank Replacement	75,000
Fire Station #11 Brandon Kitchen Renovations	100,000
Fire Station #11 Brandon Kitchen Renovations	100,000
Fire Station #18 Seffner Outside Fresh Air Unit Replacement	30,000
Fire Station #18 Seffner Roof Replacement	50,000
Fire Station #18 Seffner Roof Replacement	50,000
Fire Station #24 Lutz Hvac Replacement	150,000
Fire Station #24 Lutz Hvac Replacement	150,000
Fire Station #36 Valrico Hvac Replacement	150,000
Fire Station #36 Valrico Hvac Replacement	150,000
Fire Station #38 River Oaks Roof Replacement	50,000
Fire Station #38 River Oaks Roof Replacement	50,000
Fire Station #39 Tampa Shores Roof Replacement	50,000
Fire Station #39 Tampa Shores Roof Replacement	50,000
Fire Station #42 Country Place Roof Replacement	50,000
Fire Station#42 Country Place Roof Replacement	50,000
Jb Gibson Shelter Replacement-Coordinate With Park Masterplan-Funding Only	30,000

CAPITAL BUDGET

Major Repair, Renovation, Replacement and Maintenance (R3M) Program

Proposed FY 23 Project List

PROJECT & SUB PROJECT TITLES	Cost Estimate
Mann Wagnon Office Renovations-Stucco	25,000
North Brandon Bleacher Cover Replacement	71,620
Northlakes Tennis Restroom Pavilion Renovations	150,000
Nye Split Rail Fence Replacement With Bollards	20,000
Old Lutz School House Roof Replacement	50,000
Oscar Cooler Baseball Bleacher & Dugout Cover Replacement	140,000
Park Concession Renovations-LocationTBD	150,000
Riverview Civic Park Renovation Study	100,000
Riverview Civic Sidewalk Replacement	50,000
Shimberg North Property Fence Replacement	150,000
Shimberg Park Fencing Replacement	40,000
Shimberg Park North Propertyline Clearing & Fence	50,000
West Park Bleacher & Dugout Cover Replacement	140,000
Sub Total	$2,780,960
Sub-Projects Completed Prior to FY 22	$12,328,919
Available for Future Projects	$1,151,531
Total Unincorporated R3M Program	**$16,261,410**

CM14000000 - Library R3M Program*

C Blythe Andrews Library Perimeter Bollards	$10,000
Library Tech Services Building Flooring	75,000
New Tampa Library Skylight Window Weatherproofing	75,000
Saunders Library Backflow Fencing	10,000
Seminole Library Uneven Floor Slab Repairs	40,000
Tampa Free Library Hvac Humidity Recommendations	90,000
Town & Country Library Parking Wheel Stops Replacement	30,000
Sub Total	$330,000
Sub-Projects Completed Prior to FY 22	$2,948,935
Available for Future Projects	$494,283
Total Library R3M Program	**$3,773,218**

CAPITAL BUDGET

Major Repair, Renovation, Replacement and Maintenance (R3M) Program

Proposed FY 23 Project List

PROJECT & SUB PROJECT TITLES	Cost Estimate
CM15000000 - Boating Improvement R3M Program	
Eg Simmons Boat Ramp Gangway Repairs	$20,000
Williams Boat Ramp Renovations Masterplan	25,000
Sub Total	$45,000
Sub-Projects Completed Prior to FY 22	$205,408
Available for Future Projects	$267,564
Total Boating Improvement R3M Program	**$517,972**

*

Note: To ensure that funding is available to maintain existing facilities, the Board of County Commissioners sets aside a minimum of 1% of anticipated annual revenues in the Countywide General Fund, the Unincorporated Area General Fund and the Library District Fund. The FY 23, 1% - 2.1% allocations will generate approximately $8.3 million for Countywide General Fund, $7.3 million for the Unincorporated Area General Fund and $680,286 for the Library District Fund.

PUBLIC ART PROGRAM
ANNUAL PUBLIC ART PLAN - FY 23
RECOMMENDED PROJECT LIST AS APPROVED BY THE PUBLIC ART COMMITTEE ON APRIL 22, 2022

No.	Title	FY22 Plan	FY22 Adjustment	FY22 Expenditures (Actuals & Planned)	FY23 Adjustment	FY23 Plan * (Estimated Carryforward)	Objective / Design Remarks	Completion Date
	Closed FY22							
1	Carrollwood Village Park	$11,623	($10,709)	($914)		$0	Exterior Sculpture at new County Park.	May-21
2	Riverview Library	$0		$0		$0	Interior Artwork to be completed Sept 20. Exterior artwork to be located in outdoor plaza.	Sep-21
3	Roundabout Art - Balm Boyette	$0		$0		$0	Exterior sculpture to be located in the roundabout at Balm Boyette Rd.	Jul-21
	Completed FY22							
1	Roundabout Art - Riverview Drive	$93,250		($75,000)		$18,250	Exterior sculpture to be located in the roundabout at Riverview Dr.	Sep-22
	Reccommended Removal from FY23 Plan							
1	East County Courthouse/Resource Center	$50,000		$0	($50,000)	$0	Project reevaluated and funding reallocation recommended.	N/A
2	Northwest Area Art Project	$70,000		$0	($70,000)	$0	Project reevaluated and funding reallocation recommended.	N/A
3	South Shore Regional Svc Center	$25,441		$0	($25,441)	$0	Project reevaluated and if necessart fund with mural projects.	N/A
4	Transitway Art	$127,000		$0	($127,000)	$0	Project reevaluated and funding reallocation recommended.	N/A
	Projects to Continue on FY23 Plan							
1	Admin/Restoration/Maint	$37,957		($5,250)		$32,707	Funds used on an as-needed basis.	On-Going
2	Arts Collection (Rotating)	$1,000		$0		$1,000	Project funds used for art purchases for public areas of County Center and other County Facilities.	On-Going
3	County Center Lobby	$149,000		$0		$149,000	Interior Art for County Center Lobby.	TBD
4	John Germany Library-Exterior Art	$150,000		$0		$150,000	Exterior Art to enhance the west face of the Library	TBD
5	Mural Projects	$30,000		$0		$30,000	Mural art at various areas across Hillsborough County.	On-Going
6	New Tampa Performing Art	$150,000		($2,250)		$147,750	Exterior Art	TBD
7	Planning Unfunded Projects	$5,000		$0		$5,000	Planning and design for future Public Art projects. Projects added mid year FY20 to support BOCC requested projects.	On-Going
8	Riverview / Alafia River Park	$98,500		($44,682)		$53,818	Exterior Art for the Park.	Dec-22
9	Roundabout Art - Armenia & Barclay	$100,000		$0		$100,000	Exterior sculpture to be located in the roundabout at Armenia Avenue and Barclay Road.	TBD
10	Roundabout Art - Durant & Miller	$98,500		$0		$98,500	Exterior sculpture to be located in the roundabout at Durant & Miller Rd.	Jul-25
11	Roundabout Art - Durant & Dover	$98,500		$0		$98,500	Exterior sculpture to be located in the roundabout at Durant & Dover Rd.	May-25
12	Roundabout Montague & Memorial	$100,000		$0		$100,000	Exterior sculpture to be located in the roundabout at Montague Street and Memorial Highway.	TBD
13	Salcines Statue Maintenance	$27,650		($450)		$27,200	Funds dedicated for annual maintenance of the Salcines statue located at the west entry of the Pierce Street Courthouse.	On-Going
14	Town n Country Commons	$160,903		($2,250)		$158,653	Exterior Art at Shimberg Gardens.	May-23
	Subtotal Allocated to Existing Projects					**$1,170,378**		

PUBLIC ART PROGRAM
ANNUAL PUBLIC ART PLAN - FY 23
RECOMMENDED PROJECT LIST AS APPROVED BY THE PUBLIC ART COMMITTEE ON APRIL 22, 2022

No.	Title	FY22 Plan	FY22 Adjustment	FY22 Expenditures (Actuals & Planned)	FY23 Adjustment	FY23 Plan * (Estimated Carryforward)	Objective / Design Remarks	Completion Date
	New Project Recommended to be Added in FY23							
1	Brandon Regional Library				$125,000	$125,000	Exterior Artwork for future library.	TBD
2	Branchton Park				$125,000	$125,000	Exterior Artwork at Branchton Park.	TBD
3	Roundabout Art - Balm Riverview Rd. & Symmes Rd.				$150,000	$150,000	Exterior sculpture to be located in the roundabout at Balm Riverview Rd. and Symmes Rd.	Jun-24
4	Roundabout Seffner Valrico Rd. & Clay Ave.				$100,000	$100,000	Exterior sculpture to be located in the roundabout atSeffner Valrico Rd. & Clay Ave., scheduled to be complete December 2024.	TBD

Total Allocated To Projects	**$1,670,378**	
Subtotal Uncommitted Funds	**$107,917**	
Total Carry Forward to FY23 *	**$1,778,295**	

	New Roundabout Projects for FY 23 Funding			**Estimated Budget**		
1	Roundabout Art - Old Big Bend Rd & Bullfrog Creek	$100,000	$100,000	Exterior sculpture to be located in the roundabout at Old Big Bend Rd. & Bullfrog Creek, scheduled to be complete December 2024.	TBD
	Total Unfunded Projects FY23		**$100,000**		

	New Roundabout Projects for FY 24 Funding		**Estimated Budget**		
1	Roundabout Art - Boyette Rd. & Dorman Rd.	$100,000	$100,000	Exterior sculpture to be located in the roundabout at Boyette Rd. & Dorman Rd.	TBD
2	Roundabout Art - Mango Rd. & Pruett Rd.	$100,000	$100,000	Exterior sculpture to be located in the roundabout at Mango Rd. & Pruett Rd.	TBD
3	Roundabout Symmes Rd. & Eastbay Rd.	$100,000	$100,000	Exterior sculpture to be located in the roundabout at Symmes Rd. & Eastbay Rd.	TBD
	Total Unfunded Projects FY24		**$300,000**		

* The Public Art Program is a Master Project and the estimated budgets listed above are subject to adjustment based on selected art.

FIRE SERVICES PROGRAM MASTER PROJECTS

Sub-Project #	Sub-Project Title	Cost Estimate	Estimated Completion Date
C91207000 - Fire Station Hardening			
00001	Fire Station #9 *	$56,751	TBD
00002	Fire Station #28	550,538	Dec-22
00003	Fire Station #42	430,133	Dec-22
	Sub Total	$1,037,422	
	Completed Subprojects Prior to FY 22	$31,806	
	Available for Future Projects	$285,807	
	Total Fire Station Hardening	**$1,355,035**	
	*** Project being prioritized by User Department, cost to be determined**		
C91217000 - Fire Station Restroom and Showers Renovations (R3M)			
00001	#11 Brandon Restrooms/Shower Renovations	$100,000	Mar-23
00002	#26 Cork- Knights Restrooms/Shower Renovations	100,000	Jun-23
00003	#27 Bloomingdale Restrooms/Shower Renovations	100,000	Sep-23
00004	#36 Valrico Restrooms/Shower Renovations	100,000	Dec-23
	Sub Total	$400,000	
	Completed Subprojects Prior to FY 22	$0	
	Available for Future Projects	$0	
	Total Fire Station Restroom and Showers Renovations (R3M)	**$400,000**	
C91208000 - Land Acquisition for New Fire Stations*			
	Land acquired as parcels are identified	$298,955	Ongoing
	Sub Total	$298,955	
	Completed Subprojects Prior to FY 22	$0	
	Available for Future Projects	$2,008,943	
	Total Land Acquisition for New Fire Stations *	**$2,307,898**	
	Master Program funding set aside for as needed funding for future land acquisitions.		

GOVERNMENT FACILITIES PROGRAM MASTER PROJECTS

Sub-Project #	Sub-Project Title	Cost Estimate	Estimated Completion Date
C77867000 - Countywide Painting (R3M/Facilties)			
00001	Roger Stewart Complex Interior Painting Phase 1	$140,000	May-23
00002	Aldermans Ford Maintenance Shop Painting	40,000	May-23
00003	Fleet Central Int/Ext Paint	20,000	Dec-22
TBD	Bloomingdale West Senior Center Painting	30,000	Sep-23
TBD	Brandon Senior Center Painting	30,000	Sep-23
TBD	Lutz Senior Center Painting	30,000	Sep-23
TBD	Oaks Senior Center Painting	30,000	Sep-23
TBD	Phyllis Busansky Senior Center Painting	30,000	Sep-23
TBD	139Th Ave Facility Exterior Paint	20,000	Sep-23
	Sub Total	$370,000	
	Completed Subprojects Prior to FY 22	$18,862	
	Available for Future Projects	$11,138	
	Total Countywide Painting	**$400,000**	
C77866000 - Countywide Parking Lot & Pavement Renovations (R3M/Facilties)			
00001	Brandon Senior Center Parking Repave	$30,000	Dec-22
00002	Brandon Regional Service Center parking Lot Repave	100,000	Jan-23
00003	Roger Stewart Parking Repave Seal/Stripe	100,000	Mar-23
00004	Wimauma Senior Center/Cannery Parking Repave	40,000	Dec-22
	Sub Total	$270,000	
	Completed Subprojects Prior to FY 22	$271,560	
	Available for Future Projects	$158,440	
	Total Countywide Parking Lot & Pavement Renovations	**$700,000**	
CM12000000 - Countywide R3M Program (R3M/Facilties)			
	Various projects - see separate schedule in this section	$2,600,000	Various
	Sub Total	$2,600,000	
	Completed Subprojects Prior to FY 22	$13,327,107	
	Available for Future Projects	$7,241,765	
	Total Countywide R3M Program	**$23,168,872**	

GOVERNMENT FACILITIES PROGRAM MASTER PROJECTS

Sub-Project #	Sub-Project Title	Cost Estimate	Estimated Completion Date
C77896000 - Courthouse Access Control - Various Locations			
	New sub-projects will be added as they are identified	$0	Ongoing
	Sub Total	$0	
	Completed Subprojects Prior to FY 22	$0	
	Available for Future Projects	$750,000	
	Total Courthouse Access Control - Various Locations	**$750,000**	
C77833000 - Downtown Buildings Waterproofing Project (R3M/Facilties)			
00003	Courthouse Annex North Tower Waterproofing	$1,006,341	Dec-22
	Sub Total	$1,006,341	
	Completed Subprojects Prior to FY 22	$29,056	
	Available for Future Projects	$64,603	
	Total Downtown Buildings Waterproofing Project	**$1,100,000**	
C77841000 - Emergency Generators at Various Locations			
00001	SDHC Emergency Power at Shelters	$8,639,297	Sep-22
00003	West Consolidated Facilities	1,100,000	Jun-22
00006	Traffic Consolidated Facilities	500,000	Dec-21
00007	Yeungling Center	574,045	Sep-22
00008	Strawberry Crest High School	86,010	Sep-22
00014	Apollo Beach FS 29	100,000	Sep-22
00015	Central Brandon FS 45	65,000	Sep-22
00016	Rhodine FS 46	175,000	Sep-22
00017	Emergency Gen - Wilson Elementary	6,500	Sep-22
	Sub Total	$11,245,852	
	Completed Subprojects Prior to FY 22	$3,012,718	
	Available for Future Projects	$2,151,430	
	Total Emergency Generators at Various Locations	**$16,410,000**	

Sub-Project #	Sub-Project Title	Cost Estimate	Estimated Completion Date
C77796000 - Historic Preservation Matching Fund Program			
	FY12 - Cycle 1		
00624	AIA-Tampa Bay Times	$10,000	Contribution
00634	Friends of Plant Park	10,000	Contribution
00694	Friends of Riverwalk	120,000	Contribution
00644	Plant City Photo Archives & History Center	8,222	Contribution
00674	Tampa Bay History Center	4,852	Contribution
00616	TT Preservation Society - Marketing Plan	3,000	Contribution
00654	Ybor City Chamber	20,000	Contribution
00664	Ybor City Museum Society	9,600	Contribution
00618	Hillsborough Education Foundation (windows)	6,568	Contribution
00619	Hillsborough Lodge 325 Free & Accepted Masons	19,972	Contribution
00620	Italian Club Cemetery Restore & Rehabilitation	88,456	Contribution
00614	Tampa Theatre	150,000	Contribution
	FY12 - Cycle 2		
00622	Tampa Downtown Partnership	$13,584	Contribution
00621	MOSI Tree Grove	24,950	Contribution
00635	Broadway Development	250,000	Contribution
00631	Michael Murphy (Ybor Casita Art Gallery)	34,000	Contribution
00630	St. James House of Prayer Episcopal Church	64,000	Contribution
00628	Tampa Realistic Artists	18,000	Contribution
00626	The Chiselers	249,200	Contribution
00625	Tyer Temple Lofts	52,000	Contribution
00623	Ybor City Museum Society - Al Lopez Museum	250,000	Contribution
	Total Funding - FY12	**$1,406,404**	
	FY13 - Cycle 1		
00636	Tampa Bay History Center	$7,899	Contribution
00637	The Friends of the Riverwalk, Inc. , Part II	95,135	Contribution

GOVERNMENT FACILITIES PROGRAM MASTER PROJECTS

Sub-Project #	Sub-Project Title	Cost Estimate	Estimated Completion Date
	FY13 - Cycle 2		
00642	Atrium Restoration at the Historic Federal Courthouse	$94,052	Contribution
00645	Florida Trust for Historic Preservation	30,000	Contribution
00646	Tampa Bay's Railroad History, Tampa Bay Times/News in Education (NIE) Supplement	13,000	Contribution
00640	Tampa Jewish Community Center South Campus	151,200	Contribution
	Total Funding FY13	**$391,286**	
	FY14 - Only Cycle		
00648	Lowry Park Zoo Lykes Florida Wildlife Center	$47,266	Contribution
00649	Friends of Riverwalk Historic Monument Phase 3	50,000	Contribution
00650	Tampa Bay History Cntr-Macdill AFB Aircraft History	10,942	Contribution
00651	Fariss Building Rehabilitation	98,000	Contribution
00652	Lion's Eye Institute Lozano Building Window Replacement	146,250	Contribution
00653	St. Paul Lutheran Church Roof Replacement	50,000	Contribution
00655	The Oliva Cigar Factory Restoration	250,000	Contribution
00656	8-COUNT Production Rialto Theater Renovation	95,000	Contribution
00657	Central & Hanna Avenue Canopy Replacement	10,000	Contribution
00658	Tampa JCC Homer Hesterly Amory Window Restoration	100,000	Contribution
00659	Tampa Theatre Phase II - Storefront Window Improvements	150,000	Contribution
00660	Chiselers/Tampa Bay Hotel Window Restoration, Phase 2	250,000	Contribution
00661	Ybor Museum Soc. - Al Lopez Baseball Museum Exhibit Inst.	14,228	Contribution
	Total Funding FY14	**$1,271,686**	
	FY15 - Only Cycle		
00663	Tampa Crossroads - Rose Manor Rehabilitation	$79,704	Contribution
00665	Dream Center Of Tampa - Dream Center Gymnasium	97,500	Contribution
00666	Alan Kahana - VM Ybor Cigar Building	72,810	Contribution
00667	Friends Of Plant Park - Plant Park Irrigation	24,620	Contribution
00668	Lions Eye Institute - Lozano Building Main Staircase Replacement	99,500	Contribution
00669	Central Park Village Youth Services - St. Peter Claver School Revitalization	32,313	Contribution

GOVERNMENT FACILITIES PROGRAM MASTER PROJECTS

Sub-Project #	Sub-Project Title	Cost Estimate	Estimated Completion Date
00670	St Paul Lutheran Church - Restoration Project Phase II	18,250	Contribution
00671	Ybor Marti LLC - Ybor Marti Building	72,810	Contribution
00672	Ybor Patio LLC - Buchman Building Renovation	72,810	Contribution
	Total Funding FY15	**$570,317**	
	FY16 - Only Cycle		
00064	A2 LLC - Fariss Building Window and Façade Restoration	$22,500	Contribution
00065	Franklin Street Group - Franklin Street Building Façade Renovation	9,788	Contribution
00066	Central Park Village Youth - St. Peter Claver School Revitalization Project (Annex)	78,000	Contribution
00067	Central Pk Village Youth - Ebenezer Missionary Baptist Church Revitalization Project	30,000	Contribution
00068	Centro Asturiano - Building Rehabilitation of Bathrooms	50,000	Contribution
00069	Cuban Club Foundation - Building Stabilization	147,000	Contribution
00070	Dream Center of Tampa II - Dream Center Gymnasium	60,850	Contribution
00072	Lions Eye Institute - Lozano Building Exterior Restoration	39,508	Contribution
00073	Sight BF Flats LLC - The Bootlegger Factory Flats Adaptive Reuse	23,000	Contribution
00074	Tampa JCC & Federation Inc. - Homer W. Hesterly Armory Tower	12,750	Contribution
00076	The Chiselers - Tampa Bay Hotel/Sealing the Envelope, Minaret	37,500	Contribution
00078	The Italian Club Building - Preservation of Ybor City's Historic Gem: L'Unione Italiana	80,900	Contribution
00079	The Victory Ship - American Victory Guest Experience Enhancement Project	2,300	Contribution
	Total Funding FY16	**$594,096**	
	FY17 - Only Cycle		
00081	Tampa Bay History Center - Touchton Library / Florida Center for Cartographic Education	$95,000	Contribution
00082	Centro Espanol - Improvements to the Old Cemetery	82,000	Contribution
00083	CMJ Centro Ybor - Renovation of Centro Ybor	83,000	Contribution
00084	Historical Seminole - 5135 and 5137 North Florida Avenue	40,046	Contribution
00085	Cuban Club Foundation - Building Stabilization Phase III	250,000	Contribution
00086	Dream Center of Tampa - Gymnasium Complex Phase III	29,250	Contribution
00087	Hillsborough Lodge No. 25 Free Masons - Lodge Door Restoration Phase II	2,830	Contribution
00088	Lions Eye Institute - Lozano Building Restoration Phase IV	250,000	Contribution

GOVERNMENT FACILITIES PROGRAM MASTER PROJECTS

Sub-Project #	Sub-Project Title	Cost Estimate	Estimated Completion Date
00089	St. Paul Lutheran Church - Church Restoration Project Phase III	37,378	Contribution
00090	8 Count Productions - Renovating The Rialto Phase II	68,100	Contribution
	Total Funding FY17	**$937,604**	
	FY18 - Only Cycle		
00091	The Victory Ship - American Victory Guest Experience Enhancement Project Phase III	$4,757	Contribution
00092	Tampa Bay History Center - Touchton Library / Florida Center for Cartographic Education Phase II	44,944	Contribution
00093	CMJ Centro Ybor - Renovation of Centro Ybor Phase II	99,500	Contribution
00094	Cuban Club Foundation - Cuban Club Roofing Systems Restoration Project	250,000	Contribution
00095	Lions Eye Institute - Lozano Building Restoration Phase V	137,855	Contribution
00096	Tampa Crossroads - Rose Manor Women's Home Phase II	4,371	Contribution
00098	Heritage Cornerstone Property LLC - Termite Remediation in downtown Plant City	6,000	Contribution
00099	Design Styles Architecture - DSA Design Center Restoration/Renovation	99,413	Contribution
00100	The Chiselers - Securing the Foundation for the Future	99,500	Contribution
00101	Centro Asturiano - Security and Safety Project	3,356	Contribution
00102	Temple Terrace Golf & Country Club - Irrigation Restoration & Grounds Rehabilitation Phase II	50,009	Contribution
	Total Funding FY18	**$799,705**	
	FY19 - Only Cycle		
00103	The Victory Ship - American Victory Guest Experience Enhancement Project Phase IV	$15,281	Contribution
00104	Tampa Bay History Center - Jackson House Virtual Re-Creation/Central Ave Exhibit	70,000	Contribution
00105	Ybor City Museum Soc - Tampa Baseball Museum at Al Lopez House	99,462	Contribution
00106	Hillsborough Fire Museum Foundation - Fire Truck Restoration	4,735	Contribution
00107	CMJ Centro Ybor - Renovation of Centro Ybor Phase III	78,500	Contribution
00108	The Chiselers - Securing the Foundation for the Future Phase II	84,854	Contribution
00110	Tampa Theatre - Auditorium Forensic Paint Analysis and Furnishings Condition Assessment	8,425	Contribution
00111	PGCF LLC - Perfecto Garcia Cigar Factory Revitalization Project	99,900	Contribution
00113	BS ONE LLC - Ybor City Gulf Millwork & Fixture Building Restoration	56,500	Contribution
00114	JC Newman Cigar Company - Making El Reloj Accessible	125,000	Contribution
00115	Capco Real Estate - Residential Housing Exterior Renovation Project	65,595	Contribution

GOVERNMENT FACILITIES PROGRAM MASTER PROJECTS

Sub-Project #	Sub-Project Title	Cost Estimate	Estimated Completion Date
00116	NCJ Investment Company - The Ritz Exterior Rehabilitation Project	90,127	Contribution
00117	German American Tampa - German American Club Rehabilitation Project	250,000	Contribution
	Total Funding FY19	**$1,048,379**	
	FY20 - Only Cycle		
00119	Ybor City Museum Soc. - Buildings Alive 10th Anniversary Virtual Tour	$6,800	Contribution
00120	CMJ Centro Ybor - Renovation of Centro Ybor Phase IV	35,000	Contribution
00121	The Chiselers - Lightning Protection Project	24,125	Contribution
00122	JC Newman Cigar Company - Restoring El Reloj	101,040	Contribution
00123	Friends of Union Station - Tampa Union Station Baggage Building Upgrades	95,000	Contribution
00124	The Victory Ship - Boiler and Auxiliary Systems Repair/Upgrade	37,500	Contribution
00126	Hillsborough Education Foundation -- Centro Espanol of West Tampa Preservation	23,000	Contribution
00127	Centro Asturiano de Tampa - North side tuck point, repair & replace cracked brick, re-caulk doors	91,625	Contribution
00128	Temple Terrace Golf & Country Club - Irrigation System Replacement	99,900	Contribution
00129	Serendipity Productions LLC - Giddens/Cuerra Repairs 2020	41,234	Contribution
00130	8 Count Productions - Rialto Theater Mezzanine	60,000	Contribution
00131	Cuban Club Foundation - Ballroom Hurricane Mitigation/Column 13 Structural Repair	70,924	Contribution
00132	Seminole Heights United Methodist Church - Property Improvement Project	42,190	Contribution
00133	407 East LLC; 6108 North LLC; 6116 North LLC - Central and Hanna Avenues Rehabilitation	70,000	Contribution
00134	St. James House of Prayer Episcopal Church - Illumination and Stabilization for Vitalization	41,335	Contribution
00135	St. Paul Lutheran Church - Snyder Building Roof Restoration	35,010	Contribution
	Total Funding FY20	**$874,683**	
	FY21 - Only Cycle		
00137	The Victory Ship, Inc. - US Coast Guard Mandated Inspection/Maintenance	$100,000	Contribution
00138	AIA Tampa Bay - Center for Architecture & Design Phase 2	35,325	Contribution
00139	First United Methodist Church of Plant City - Rehabilitation Project	86,000	Contribution
00140	Bolin Hannah, LLC - Scozzari Brothers Building Improvement, Addition, Restoration	75,000	Contribution
00141	Centro Ybor CMJ Fee Trustee - Centro Ybor North Building Rehabilitation	54,500	Contribution
00142	Citizens for the Old Lutz School Building, Inc. - Old lutz School Window Project 2021	5,000	Contribution

GOVERNMENT FACILITIES PROGRAM MASTER PROJECTS

Sub-Project #	Sub-Project Title	Cost Estimate	Estimated Completion Date
00144	Tampa Bay History Center - Cuban Pathways Exhibition	22,500	Contribution
00145	The Centre for Women, Inc. - Taliaferro House Rehabilitation	32,120	Contribution
00146	Historical Seminole Heights Property, LLC - 5135-5137 N. Florida Ave. Carriage House Rehab	23,250	Contribution
00147	Hillsborough Fire Museum Foundation, Inc. - Museum Exhibit Development	3,000	Contribution
00148	East 7th Avenue LLC - Rehabilitation of 1514 E. 7th Avenue	30,500	Contribution
00149	Macfarlane Building LLC - Macfarlane Building Rehabilitation	87,500	Contribution
00150	Centro Asturiano de Tampa, LLC - Roof Replacement Project	98,775	Contribution
00151	Tampa Downtown Partnership - Preserving Historic Franklin Street	31,850	Contribution
00153	RISE Tampa Foundation - Marjorie Park Marina Gatehouse Rehabilitation	37,343	Contribution
00155	CCI Holdings, LLC - 5310 N Central Ave. Commercial Office Building Restoration	41,200	Contribution
00156	Michael A. Murphy - Ybor City Storefront Rehabilitation	20,000	Contribution
00157	Frank de la Grana - Balcony and Window Project	29,887	Contribution
	Total Funding FY21	**$813,750**	
	Grand Total Funding Through FY21 - Historic Preservation Matching Fund Program	**$8,707,909**	
	Items Transferred to Project C77795000 Ybor Historical Buildings Preservation		
00085	Cuban Club Foundation - Building Stabilization Phase III	($250,000)	
00069	Cuban Club Foundation - Building Stabilization	(147,000)	
	Adjusted Grand Total Funding - Historic Preservation Matching Fund Program	**$8,310,909**	
	Total appropriated through FY 22	$10,413,600	
	Available Balance	$2,102,691	
00136	Less FY 20 Jackson House Contribution	($250,000)	
00136	Less FY 21 Jackson House Contribution	($250,000)	

GOVERNMENT FACILITIES PROGRAM MASTER PROJECTS

Sub-Project #	Sub-Project Title	Cost Estimate	Estimated Completion Date
	Total Available for FY 22 Awards	$1,602,691	
	Future planned allocations (FY 23- FY 27)	$5,000,000	
	Total - Historic Preservation Matching Fund Program	**$15,413,600**	
C77710000 - Indoor Air Quality Measures / Environmental Remediation			
	New sub-projects will be added as they are identified	$0	Ongoing
	Sub Total	$0	
	Completed Subprojects Prior to FY 22	$926,656	
	Available for Future Projects*	$603,344	
	Total Indoor Air Quality Measures / Environmental Remediation	**$1,530,000**	
	Master Program funding set aside for as needed funding for Indoor Air Quality and Environmental Remediation		
C77849000 - LED Lighting Various Buildings (R3M/Facilties)			
	New sub-projects will be added as they are identified	$0	Ongoing
	Sub Total	$0	
	Completed Subprojects Prior to FY 22	$7,434,160	
	Available for Future Projects	$65,840	
	Total LED Lighting Various Buildings	**$7,500,000**	
C77878000 - Outdoor Senior Fitness Zones - ARP Act 3 Funds			
	New sub-projects will be added as they are identified	$0	Ongoing
	Sub Total	$0	
	Completed Subprojects Prior to FY 22	$0	
	Available for Future Projects	$662,000	
	Total Outdoor Senior Fitness Zones - ARP Act 3 Funds	**$662,000**	

GOVERNMENT FACILITIES PROGRAM MASTER PROJECTS

Sub-Project #	Sub-Project Title	Cost Estimate	Estimated Completion Date
C70000000 - Public Art Program			
	Various projects - see separate schedule in this section	$1,778,295	Ongoing
	Sub Total	$1,778,295	
	Completed Subprojects Prior to FY 22	$4,173,323	
	Available for Future Projects	$107,915	
	Total Public Art Program	**$6,059,533**	
C77857000 - Security Enhancements at County Facilities			
00001	County Center Bldg	$1,798,954	Nov-20
00002	Medical Examiner Office	292,607	Dec-21
00003	Parks Fencing and Gates	200,000	Ongoing
00004	Parks Access Control/CCTV	280,000	Ongoing
	Sub Total	$2,571,561	
	Completed Subprojects Prior to FY 22	$0	
	Available for Future Projects	$753,439	
	Total Security Enhancements at County Facilities	**$3,325,000**	
C77848000 - Solar Projects Various Buildings			
00001	Falkenburg Warehouse B	$2,280,000	Jun-22
00019	Cooperative Extension (R3M)	251,354	Nov-21
00024	Solar Various Buildings - Fleet West Service Unit	250,000	May-23
	Sub Total	$2,781,354	
	Completed Subprojects Prior to FY 22	$2,934,126	
	Available for Future Projects	$34,520	
	Total Solar Projects Various Buildings	**$5,750,000**	

GOVERNMENT FACILITIES PROGRAM MASTER PROJECTS

Sub-Project #	Sub-Project Title	Cost Estimate	Estimated Completion Date
C77889000 - Solar Projects Various Buildings Phase 2			
	New sub-projects will be added as they are identified	$0	Ongoing
	Sub Total	$0	
	Completed Subprojects Prior to FY 22	$0	
	Available for Future Projects	$950,000	
	Total Solar Projects Various Buildings Phase 2	**$950,000**	
C77869000 - Unincorporated Painting Multiple Buildings (R3M/Facilties)			
00002	All Peoples Recreation Interior Paint	$15,000	Dec-22
TBD	Fire Station #3 Summerfield Exterior Paint	15,000	Sep-23
TBD	Fire Station #14 N. Hillsborough Painting	12,000	Sep-23
TBD	Fire Station #17 Ruskin Painting	15,000	Sep-23
TBD	Vance Vogel Complex Painting	85,000	Jul-23
TBD	Westchase Rec Int/Ext Painting	30,000	May-23
	Sub Total	$172,000	
	Completed Subprojects Prior to FY 22	$115,982	
	Available for Future Projects	$412,018	
	Total Unincorporated Painting Multiple Buildings	**$700,000**	
C77868000 - Unincorporated Parking Lot & Pavement Renovations (R3M/Facilties)			
00001	Fire Station #06 Henderson Parking Parking Lot Repave	$55,000	Mar-23
00002	Fire Station #28 Sun City Parking Apron And Repave	200,000	Apr-23
00003	Fire Station #31 Memorial Repave	55,000	May-23
00004	Fire Station #40 Chapman Geotechnical Repairs/Repave	85,000	Jun-23
00005	Citrus Park Parking Lot Repave And Stripe	200,000	Jul-23
00006	Oscar Cooler Parking Lot Repave And Stripe	300,000	Sep-23
00007	Carrollwood Cultural Studio Concrete Parking replacement	300,000	Aug-23
	Sub Total	$1,195,000	
	Completed Subprojects Prior to FY 22	$942,047	
	Available for Future Projects	$262,953	
	Total Unincorporated Parking Lot & Pavement Renovations	**$2,400,000**	

GOVERNMENT FACILITIES PROGRAM MASTER PROJECTS

Sub-Project #	Sub-Project Title	Cost Estimate	Estimated Completion Date
CM13000000 - Unincorporated R3M Program (R3M/Facilties)			
	Various projects - see separate schedule in this section	$2,730,960	Various
	Sub Total	$2,730,960	
	Completed Subprojects Prior to FY 22	$12,328,919	
	Available for Future Projects	$1,201,531	
	Total Unincorporated R3M Program	**$16,261,410**	

LIBRARY SERVICES PROGRAM MASTER PROJECTS

Sub-Project #	Sub-Project Title	Cost Estimate	Estimated Completion Date
C76040000 -John Germany (Main Library) Various Improvements and Planning Study			
	Ongoing improvements at John Germany Library	$61,044	Ongoing
	Sub Total	$61,044	
	Completed Subprojects Prior to FY 22	$394,060	
	Available for Future Projects*	$944,896	
	Total John Germany (Main Library) Various Improvements and Planning Study	**$1,400,000**	
	***Set aside on an as needed basis**		
C76041000 - Land Acquisition for Future Library Projects*			
	Land acquired as parcels are identified	$100,000	Ongoing
	Sub Total	$100,000	
	Completed Subprojects Prior to FY 22	$0	
	Available for Future Projects*	$940,309	
	Total Land Acquisition for Future Library Projects	**$1,040,309**	
	***Master Program funding set aside for as needed funding for future land acquisitions.**		
C76029000 - Landscape Renovation at Various Libraries			
00007	Austin Davis Library	$206,872	Apr-23
	Sub Total	$206,872	
	Completed Subprojects Prior to FY 22	$1,321,085	
	Available for Future Projects	$122,043	
	Total Landscape Renovation at Various Libraries	**$1,650,000**	
C76043000 - Libraries Safety and Security Upgrades (Library/Facilities)			
00001	Saunders Library	$63,700	Oct-22
00002	SouthShore Library	61,956	Aug-22
00003	Seminole Heights Library	7,931	TBD
00004	78th Street Library	41,722	Sep-22
00005	Thonotosassa Library	7,235	TBD
00001	Saunders Library	63,700	Dec-22
00002	SouthShore Library	61,956	TBD

LIBRARY SERVICES PROGRAM MASTER PROJECTS

Sub-Project #	Sub-Project Title	Cost Estimate	Estimated Completion Date
00003	Seminole Heights Library	40,000	TBD
00004	78th Street Library	55,000	Jun-22
00005	Thonotosassa Library	40,000	TBD
00006	Town 'N Country Library	38,098	Sep-22
00007	Austin Davis Library	40,000	Sep-22
00008	Fendig Library	40,000	TBD
00009	Jimmie B Keel Library	100,000	TBD
00010	John F Germany Library	100,000	TBD
00011	North Tampa Library	38,029	TBD
00012	Tampa Free Library	25,000	TBD
00013	Technical Services Library	50,000	TBD
00014	University Area Community Library	7,543	TBD
00015	West Tampa Library	55,000	TBD
00016	Ruskin Library	35,000	TBD
00017	Bloomingdale Library	60,000	TBD
00018	Brandon Regional Lib	40,000	TBD
00019	Egypt Lake Partnersh	15,000	TBD
00020	James Lunsford Law L	20,000	TBD
00021	Jan Platt Regional L	55,000	TBD
00022	Lutz Library	15,000	TBD
00023	Maureen B Gauzza Lib	60,000	TBD
00024	New Tampa Regional L	60,000	TBD
00025	Port Tampa Library	25,000	TBD
00026	Seffner Mango Librar	65,000	TBD
00027	Sulphur Springs Libr	7,020	TBD
	Sub Total	$1,393,889	
	Completed Subprojects Prior to FY 22	$0	
	Available for Future Projects*	$256,111	
	Total Libraries Safety and Security Upgrades	**$1,650,000**	

New Master Program in FY 21. Sub Projects being developed.

LIBRARY SERVICES PROGRAM MASTER PROJECTS

Sub-Project #	Sub-Project Title	Cost Estimate	Estimated Completion Date
CM14000000 - Library R3M Program (R3M/Facilities)			
	Various projects - see separate schedule in this section	$330,000	Various
	Sub Total	$330,000	
	Completed Subprojects Prior to FY 22	$2,948,935	
	Available for Future Projects	$494,283	
	Total Library R3M Program	**$3,773,218**	
C76046000 - Restroom Renovations at Various Libraries			
00001	Restroom Renovations - Bloomingdale Library	$170,000	Oct-23
00002	Restroom Renovations - Jan Platt Library	265,000	Oct-23
00003	Restroom Renovations - Jimmie B Keel Library	210,000	Oct-23
00004	Restroom Renovations - Maureen Gauzza Library	170,000	Oct-23
	Sub Total	$815,000	
	Completed Subprojects Prior to FY 22	$0	
	Available for Future Projects*	$835,000	
	Total Restroom Renovations at Various Libraries	**$1,650,000**	
	New Master Program in FY 21. Sub Projects being developed.		

PARKS PROGRAM MASTER PROJECTS

Sub-Project #	Sub-Project Title	Cost Estimate	Estimated Completion Date
C83665000 - Baseball Dugout and Bleacher Cover Replacement (R3M)			
00001	Bloomingdale Baseball Dugout & Bleacher Covers	$400,000	Sep-23
00002	Oscar Cooler Softball Dugout & Bleacher Covers	100,000	Sep-23
00003	Bealsville Dugout & Bleacher Covers	100,000	Sep-23
	Sub Total	$600,000	
	Completed Subprojects Prior to FY 22	$0	
	Available for Future Projects	$0	
	Total Baseball Dugout and Bleacher Cover Replacement (R3M)	**$600,000**	
C83671000 - Boardwalk Replacement - Various Location			
	New sub-projects will be added as they are identified	$0	
	Sub Total	$0	
	Completed Subprojects Prior to FY 22	$0	
	Available for Future Projects	$5,393,000	
	Total Boardwalk Replacement - Various Location	**$5,393,000**	
CM15000000 - Boating Improvement R3M Program (R3M/Facilties)			
	Various projects - see separate R3M schedule in this section	$45,000	Various
	Sub Total	$45,000	
	Completed Subprojects Prior to FY 22	$205,408	
	Available for Future Projects	$267,564	
	Total Boating Improvement R3M Program	**$517,972**	
C83645000 - Concrete Flatwork/Park Sidewalk & Hardscape Repairs (R3M)			
	New sub-projects will be added as they are identified	$0	
	Sub Total	$0	
	Completed Subprojects Prior to FY 22	$50,000	
	Available for Future Projects	$850,000	
	Total Concrete Flatwork/Park Sidewalk & Hardscape Repairs	**$900,000**	

PARKS PROGRAM MASTER PROJECTS

Sub-Project #	Sub-Project Title	Cost Estimate	Estimated Completion Date
C83320000 - Conservation Park Road Repaving -Lithia Medard Lettuce (R3M)			
TBD	Lithia Springs Park	$500,000	Sep-23
TBD	Medard Park	500,000	Mar-24
	Sub Total	$1,000,000	
	Completed Subprojects Prior to FY 22	$67,383	
	Available for Future Projects	$932,617	
	Total Conservation Park Road Repaving -Lithia Medard Lettuce (R3M)	**$2,000,000**	
C83278000 - Countywide Park Impact Fee Enhancements			
00006	Bethune Park Improvements	$652,435	Oct-21
00018	Church Park Dog Park Improvements	410,000	May-22
00020	Saladino Park Fitness Equipment	90,000	Jun-22
00021	West Park Fitness Equipment	86,793	Jun-22
00024	Apollo Beach Rec Center Improvements	113,324	Sep-22
00025	Beacon Meadows Park Fitness Equipment	113,324	Sep-22
00026	Bloomingdale West Park Walking Trail	44,360	Sep-22
00029	JC Handley Sports Complex Synthetic Turf	1,362,733	Nov-23
00030	Perrone Park Fitness Equipment	86,793	Sep-22
00031	Stephen J Wortham Paddle Launch	75,000	Apr-22
00032	FishHawk Sports Complex Improvements	225,000	Mar-23
00033	West Park Improvements	400,000	Mar-23
00034	JB Gibson Dog Park/Walking Trail	400,068	Mar-23
00039	Riverview Alafia Park Enhancements	300,000	Apr-23
00040	Waterset Sports Complex Enhancements	490,000	May-23
00041	Bethune Park Walking Trail	150,000	Oct-23
00042	Winston Park Walking Trail	150,000	Oct-23
	Sub Total	$5,149,829	
	Completed Subprojects Prior to FY 22	$2,185,396	
	Available for Future Projects	$1,504,748	
	Total Countywide Park Impact Fee Enhancements	**$8,839,973**	

PARKS PROGRAM MASTER PROJECTS

Sub-Project #	Sub-Project Title	Cost Estimate	Estimated Completion Date
C83668000 - ELAPP Site Access Management and Safety Improvements			
	New sub-projects will be added as they are identified	$0	
	Sub Total	$0	
	Completed Subprojects Prior to FY 22	$0	
	Available for Future Projects	$6,000,000	
	Total ELAPP Site Access Management and Safety Improvements	**$6,000,000**	
C89900000 - Jan K Platt (ELAPP) Property Acquisition Capital Project *		**$95,524,890**	
	https://www.hillsboroughcounty.org/en/residents/recreation-and-culture/conservation/elapp		
	* Please refer to this website for a list of potential ELAPP acquistion and restoration projects		
C89200000 - Jan K Platt (ELAPP) Property Restoration Capital Project *		**$34,190,241**	
	https://www.hillsboroughcounty.org/en/residents/recreation-and-culture/conservation/elapp		
	* Please refer to this website for a list of potential ELAPP acquistion and restoration projects		
C83661000 - LED Lighting at Park Sites and Athletic Buildings (R3M)			
00001	Antioch	$12,000	Sep-23
00002	Bakas Equestrian	50,000	Sep-23
00003	Beacon Meadows Park	3,000	Sep-23
00004	Bloomingdale Little League	14,000	Sep-23
00005	Boyette Springs Park	3,000	Sep-23
00006	Brandon Park	3,000	Sep-23
00007	Burnett Little League	10,000	Sep-23
00008	Chandler Park	3,000	Sep-23
00009	Citrus Park Sports	10,000	Sep-23
00010	Clayton Park	10,000	Sep-23
00011	Country Palce	5,000	Sep-23
00012	Davis Park P	3,000	Sep-23
00013	Don Hardy Park	3,000	Sep-23
00014	East Point	25,000	Sep-23
00015	Ed Radice	25,000	Sep-23

PARKS PROGRAM MASTER PROJECTS

Sub-Project #	Sub-Project Title	Cost Estimate	Estimated Completion Date
00016	EL Bing	7,000	Sep-23
00017	Fishhawk Sports Complex	15,000	Sep-23
00018	Gardenville	500	Sep-23
00019	JC Handly	20,000	Sep-23
00020	Keith Waller	10,000	Sep-23
00021	Keystone	3,000	Sep-23
00022	Lakeview Village Park	3,000	Sep-23
00023	Larry Sanders	10,000	Sep-23
00024	Live Oak	10,000	Sep-23
00025	Mango	500	Sep-23
00026	New Tampa Little League	10,000	Sep-23
00027	North Brandon Sports	15,000	Sep-23
00028	Northdale Soccer	2,000	Sep-23
00029	Northlakes	10,000	Sep-23
00030	Northwest Little League	10,000	Sep-23
00031	Nye Park	4,000	Sep-23
00032	Orange Grove	8,000	Sep-23
00033	Oscar Cooler	30,000	Sep-23
00034	Pinecrest	15,000	Sep-23
00035	Progress Village	10,000	Sep-23
00036	Providence West	7,000	Sep-23
00037	Riverview Civic	500	Sep-23
00038	Rodney Colson Park	3,000	Sep-23
00039	Roy Haynes	2,000	Sep-23
00040	Saladino Park	3,000	Sep-23
00041	Shimberg Sports Complex	20,000	Sep-23
00042	Springhead Park	4,000	Sep-23
00043	Summerfield	15,000	Sep-23
00044	Thonotosassa	15,000	Sep-23
00045	Timberlan Park	15,000	Sep-23
00046	Turkey Creek	10,000	Sep-23
00047	Valrico Park	5,000	Sep-23

PARKS PROGRAM MASTER PROJECTS

Sub-Project #	Sub-Project Title	Cost Estimate	Estimated Completion Date
00048	Vance Vogel	15,000	Sep-23
00049	Villa Rosa	500	Sep-23
00050	William Owen Pass	10,000	Sep-23
00051	Wimauma Soccer	3,000	Sep-23
	Sub Total	$500,000	
	Completed Subprojects Prior to FY 22	$0	
	Available for Future Projects	$0	
	Total LED Lighting at Park Sites and Athletic Buildings (R3M)	**$500,000**	
C83306000 Parks ADA Safety Improvements			
00002	All People's Life Center	$42,685	Mar-22
00003	Northdale Park & Community Center	17,035	Mar-22
00004	Skyway Sports Complex	93,070	Mar-22
00005	Ed Radice Sports Complex	124,185	Jun-22
00006	Fishhawk Sports Complex	51,435	Jun-22
00007	Jackson Springs Park & Comm Ctr.	49,385	Jun-22
00008	JC Handley Sports Complex	99,185	Jun-22
00009	Various Locations ADA Improvements (Ongoing)	895,000	Various
	Sub Total	$1,371,980	
	Completed Subprojects Prior to FY 22	$42,681	
	Available for Future Projects	$5,960,718	
	Total Parks ADA Safety Improvements	**$7,375,379**	
C83318000 - Parks Playground Replacements (R3M)			
00001	Church Playground Replacement	$125,000	Dec-22
00002	Country Pace Central Playground Replacement	86,975	Dec-22
00003	Russell Playground Replacement	117,534	Dec-22
00004	Southe Pointe Playground Replacement	219,595	Dec-22
00005	Riverview Rec Playground Replacement	175,000	Sep-23
00006	Cacciatore Playground Replacement	124,945	Dec-22
00007	Alexander Playground Replacement	99,970	Dec-22
00008	Country Run Playground Replacement	85,000	Mar-23

PARKS PROGRAM MASTER PROJECTS

Sub-Project #	Sub-Project Title	Cost Estimate	Estimated Completion Date
00009	Deerfield Playground Replacement	85,000	Mar-23
00010	Logan Gate Playground Replacement	85,000	Mar-23
00011	Aldermans Ford Playground Replacement	900,000	Sep-24
00012	Lettuce Lake Playground Replacement	225,000	Sep-23
00013	EG Simmons Playground Replacement	85,000	Sep-23
00014	Aldermans Ford Playground Replacement	175,000	Sep-23
00015	Riverview Rec Playground Replacement	85,000	Sep-23
00016	Alexander Playground Replacement	85,000	Sep-23
	Sub Total	$2,759,019	
	Completed Subprojects Prior to FY 22	$0	
	Available for Future Projects	$390,981	
	Total Parks Playground Replacements (R3M)	**$3,150,000**	
C83646000 - Park Septic System Rehabilitation (R3M)			
00001	Northlakes Tennis Restroom Sanitary Lift Station	$200,000	Sep-23
	Sub Total	$200,000	
	Completed Subprojects Prior to FY 22	$0	
	Available for Future Projects	$400,000	
	Total Park Septic System Rehabilitation	**$600,000**	
C83653000 - Parks Shade Covers			
00001	Larry Sanders Sports Complex	$150,000	Nov-22
00002	Kenly Park	75,000	Nov-22
	Sub Total	$225,000	
	Completed Subprojects Prior to FY 22	$0	
	Available for Future Projects	$0	
	Total Parks Shade Covers	**$225,000**	

PARKS PROGRAM MASTER PROJECTS

Sub-Project #	Sub-Project Title	Cost Estimate	Estimated Completion Date
C83300000 Parks Tree Restoration Project			
	Ongoing tree restoration as sites are identified.	$104,236	Ongoing
	Sub Total	$104,236	
	Completed Subprojects Prior to FY 22	$2,141,675	
	Available for Future Projects	$952,089	
	Total Parks Tree Restoration Project	**$3,198,001**	
	*Master Program funding set aside for as needed tree or vegetation restoration.		
C83672000 - Pickleball Complexes - ARP Act Revenue Recovery Funds			
	New sub-projects will be added as they are identified	$0	
	Sub Total	$0	
	Completed Subprojects Prior to FY 22	$0	
	Available for Future Projects	$3,000,000	
	Total Pickleball Complexes - ARP Act Revenue Recovery Funds	**$3,000,000**	
C83266000 - Riverview/Brandon/East Area Parks			
00002	Riverview / Alafia Regional Park	$1,799,368	Sep-22
00004	Entrance Intersection / Roadway Design	1,000,075	Jun-22
	Sub Total	$2,799,442	
	Completed Subprojects Prior to FY 22	$3,400,558	
	Available for Future Projects	$0	
	Total Riverview/Brandon/East Area Parks	**$6,200,000**	
C83648000 - Sports Lighting Replacement (R3M)			
00001	Ed Radice Baseball	$176,217	Sep-22
00002	Fishhawk Sports	2,320,000	Sep-23
00003	JC Handley	2,500,000	Sep-23
00004	Oscar Cooler	2,250,000	Sep-24

PARKS PROGRAM MASTER PROJECTS

Sub-Project #	Sub-Project Title	Cost Estimate	Estimated Completion Date
00005	Bloomingdale	2,500,000	Sep-24
	Sub Total	$9,746,217	
	Completed Subprojects Prior to FY 22	$0	
	Available for Future Projects	$253,783	
	Total Sports Lighting Replacement (R3M)	**$10,000,000**	
C83301000 - Synthetic Turf Fields			
00001	JC Handley Sports Complex (2 fields)	$359,326	Nov-23
00003	Oscar Cooler Sports Complex	823,897	Nov-23
00004	FishHawk Sports Complex (3 fields)	2,089,344	Nov-23
00005	Providence West Sports Complex	746,833	Nov-23
00006	Summerfield Sports Complex (2 fields)	1,488,531	Nov-23
	Sub Total	$5,507,931	
	Completed Subprojects Prior to FY 22	$688,890	
	Available for Future Projects	$2,303,179	
	Total Synthetic Turf Fields	**$8,500,000**	
C83314000 - Tennis & Basketball Court Renovations and Replacement (R3M)			
00001	Chandler Tennis Court Renovations	$147,000	Nov-21
00002	Town & Country Tennis & Basketball Court Renovations	472,929	Sep-22
00003	Villa Rosa Tennis Court Replacement	208,000	Dec-21
00004	EL Bing Basketball Court Replacement	300,000	Dec-23
00005	Jackson Springs Basketball Court Renovations	200,000	Dec-23
00006	Winston	180,000	Dec-23
	Sub Total	$1,507,929	
	Completed Subprojects Prior to FY 22	$0	
	Available for Future Projects	$92,072	
	Total Tennis & Basketball Court Renovations and Replacement (R3M)	**$1,600,001**	

Sub-Project #	Sub-Project Title	Cost Estimate	Estimated Completion Date
C54065000 - Countywide Solid Waste Management Facilities R&R			
20015	Replacement of one VFD at the SCLF blower station	$25,299	Oct-20
20016	SCLF storage Bldg new evaporator control office	20,909	Oct-20
21017	HHCL Stormwater Improvements	512,040	Dec-21
21018	Replacement and installation of screw compressor at HHCLF. $32,738.00	31,127	Nov-19
21019	Re-grading north slope at HH, road leading to HH and Taylor road landfill $25,591.	25,591	Dec-21
22001	NW - PUSH WALL/Resurface Floor hard concreate	1,600,000	TBD
22002	SC HHW Canopy	600,000	TBD
22003	SE - TRF Station - Stationary Scales (2@ 175k) $350,000	415,000	TBD
22004	Hillsborough Heights Closed Landfill and SCLF fence repairs ($11,771.17)	11,771	Sep-22
22005	Service - Line Jetting & Maint HC LF & TRFS $321,195	321,195	TBD
22006	Southeast County Landfill camera installation $24,136	24,136	TBD
22007	Compressor installation at the SCLF $35,951	36,501	TBD
22008	Southeast County Landfill Communication System/Monitoring Svcs installation $9,1	9,184	Mar-22
22009	NWTRS Truss and Conduit Improvement - coll galvainize/led	500,000	TBD
22012	SE Pump (46k) Rehab/Installation (15%) & connections	100,000	Jan-23
22010	Wimauma (301 & Lake- 674/Tucker) Canopy $50k)	44,620	Nov-22
22011	NW - Rolling Doors - Repair and replace panel and electric motor	26,273	Nov-22
22013	SC TRS Truss and Conduit Improvement - coll galvainize/led	500,000	TBD
22014	NW - Bathroom & Office Renovations	151,788	TBD
22015	SE Landfill Generator Replacement (1unit) power supply for evaporator and gas sy	370,000	TBD
22016	SC Stormwater improvements	75,000	TBD
23001	Alderman Ford cut wall/bailers/barriers (surplus50k)	50,000	TBD
23002	NWTR Resurface Floor w/Concreate ($1.6)	1,600,000	TBD
23003	SE Generator Replacement 1 mill (2 units) power supply for evaporator and gas sy	370,000	TBD
23004	SE Tank Inspect & Repair 530 (Leachate Storage) after inspection at 5 yrs, until buil	50,000	TBD
23005	SE Lighting Street (TECO) Before scalehouse along road to landfill - Larry & Walter	TBD	TBD
	Sub Total	$7,470,434	
	Completed Subprojects Prior to FY 22	$1,669,296	
	Available for Future Projects	$15,790,300	
	Total Countywide Solid Waste Management Facilities R&R	**$24,930,030**	

SOLID WASTE ENTERPRISE PROGRAM MASTER PROJECTS

Sub-Project #	Sub-Project Title	Cost Estimate	Estimated Completion Date
C54075000 - Resource Recovery Facility Improvements			
22001	Resource Recovery Facility WTE-Expansion options - Covanta	TBD	TBD
22002	Resource Recovery Facility Micro Grid Expansion/PPA	TBD	TBD
22003	Resource Recovery Facility Plant Facility Accessment	TBD	TBD
22004	Resource Recovery Facility Fire protection - Covanta	TBD	TBD
22005	Resource Recovery Facility Security Upgrades	TBD	TBD
220065	Resource Recovery Facility Road Project	TBD	TBD
	Sub Total	$0	
	Completed Subprojects Prior to FY 22	$0	
	Available for Future Projects	$0	
	Total Resource Recovery Facility Improvements	**$63,650,001**	

STORMWATER PROGRAM MASTER PROJECTS

Sub-Project #	Sub-Project Title	Cost Estimate	Estimated Completion Date
C46143000 - Canal Dredging and Preventative Measures			
C46143100	Coastal Canal Grant Project	$50,000	Ongoing
	Sub Total	$50,000	
	Completed and Cancelled Subprojects Prior to FY 22	$50,000	
	Available for Future Projects	$142,414	
	Canal Dredging Grant Program Total	**$242,414**	
C46142000 - Culvert Renewal & Replacement Program			
C46142001	Culvert Program Funding (CEI/KCI)	$2,833,214	Ongoing
C46142012	Providence Rd and Brandon Crossing Cir Culvert Repair/Replacement (PER & Design)	125,000	Sep-22
C46142029	8617 May Circle (Design Only)	73,756	Nov-21
C46142070	17712 Morninghigh Dr	493,391	Nov-21
C46142082	3816 Beechwood Blvd CRRP (Design Only)	163,561	Mar-23
C46142084	18905 Geraci Rd (Design Only)	111,086	Nov-22
C46142099	Jerry Smith Road Culvert Replacement	101,327	Mar-23
C46142132	8302 Dry Creek Dr Culvert Repair/Replacement	417,369	Aug-24
C46142144	Hickory Creek Blvd and John Moore Rd (Design Only)	174,779	Mar-22
C46142165	3911 Cooper Rd (Design Only)	156,318	Feb-24
C46142168	13455 Walter Hunter Rd Culvert Repair/Replacement	391,548	Aug-24
C46142169	9938 ALAVISTA DR	220,000	Aug-24
C46142182	Bay Crest Sub Division Culvert Repair/Replacement	203,500	Oct-23
C46142199	13011 Tall Redwood Lane (Pre-Pavement)	179,308	Aug-24
C46142210	FY2020 Pre-Pave South Service Unit - CRRP	1,502,723	Apr-21
C46142221	Drainage Improvements with Resurfacing Projects	1,091,843	Sep-24
C46142441	8509 W. Waters Ave	296,455	Apr-22
C46142445	6501 Amundson Ct	272,067	Jul-22
C46142446	6412 Crystal Brook Dr	170,383	May-22
C46142449	6402 Sawyer Rd.	198,034	Aug-22

STORMWATER PROGRAM MASTER PROJECTS

Sub-Project #	Sub-Project Title	Cost Estimate	Estimated Completion Date
C46142450	1535 14th Ave SE	409,292	Jun-23
C46142451	2005 Butch Cassidy Trail	610,824	Feb-23
C46142452	12026 Lenwood Dr	441,359	Jan-23
C46142453	1408 Butch Cassidy Trail	377,466	Feb-23
C46142454	12026 Entrance Way Rd	105,906	Oct-21
C46142455	1518 7th ST SW	369,658	Sep-23
C46142456	1050 15th ST SE	285,176	Jun-23
C46142457	8448 S 78th ST	271,918	Sep-23
C46142458	7606 N Overbrook Dr	199,258	Jan-22
C46142459	7003 Seabury Ct	400,000	Aug-24
C46142460	108 W North Branch Rd	32,423	Jan-22
C46142462	18th STreet NE	74,183	Jan-22
C46142467	6605 Pemberton Sage Ct.	208,873	Jan-22
C46142468	708 Kingston Ct	190,000	Dec-23
C46142469	2205 Cherokee Trl	153,726	Oct-21
C46142473	111 1ST AVE NW	164,029	Dec-22
C46142474	809 Birdie Way	69,969	Dec-22
C46142476	602 E. Shell Point Rd	138,803	Sep-23
C46142478	6002 W Jean ST	46,005	Jan-22
C46142487	7701 W. Hanna	607,028	Jun-22
C46142490	303 4th Ave SE	265,000	Aug-24
C46142498	1914 White Cedar Way	92,866	Dec-21
C46142499	726 Isleton Dr	210,000	Mar-25
C46142501	108 S Webb Rd Culvert Repair/Replacement	200,000	Aug-24
C46142502	8016 N. Habana Ave Culvert Repair/Replacement	225,000	Aug-24
C46142503	8512 N Armenia Ave Culvert Repair/Replacement	650,000	Aug-24
C46142504	7414 Chelsea St Culvert Repair/Replacement	250,000	Aug-24
C46142505	6207 Palmview Ct	64,267	Jun-22
C46142506	9032 Hogans Bnd	221,095	Dec-21

STORMWATER PROGRAM MASTER PROJECTS

Sub-Project #	Sub-Project Title	Cost Estimate	Estimated Completion Date
C46142507	7132 Wrenwood Cir	117,429	Nov-21
C46142514	12729 Trowbridge Lane	107,075	Nov-21
C46142516	8375 Galewood Cir	263,431	Jan-22
C46142517	5370 Black Pine Dr	120,532	Feb-22
C46142519	Palmview Dr at Wheeling Ct	54,542	May-22
C46142520	11812 Shadow Run Blvd	125,934	Nov-21
C46142521	13915 Cherry Creek Dr	71,631	Nov-21
C46142526	16855 LeClare Shores Dr	54,261	Dec-21
C46142527	2810 Sunset Ln	89,137	Mar-22
C46142528	10401 Skewlee Rd	80,140	Sep-21
C46142530	4501 Carrollwood Village Dr	116,439	Nov-21
C46142531	15449 Race Track Rd	90,933	Oct-21
C46142532	3215 Taragrove Dr	44,509	Nov-21
C46142533	5801 Glen Harwell Rd	62,049	Nov-21
C46142534	4808 Sydney Rd	355,550	Aug-24
C46142535	8019 Greenshire Dr	78,570	Feb-22
C46142536	1015 E Del Webb Blvd	324,197	May-22
C46142537	16320 Carlton Lake Rd	52,692	Nov-21
C46142538	260 Van Gogh Cir	383,200	Aug-24
C46142539	10730 Drummond Rd	73,478	Dec-22
C46142540	905 Centerbrook Dr	255,862	May-22
C46142541	1225 La Jolla Ave	218,221	Aug-22
C46142542	6416 Willow Wood Ln	146,921	Mar-22
C46142543	705 Chancellar Dr	187,821	May-22
C46142544	700 W Bearss Ave Culvert Repair/Replacement	288,343	Sep-24
C46142545	18830 Gunn Hwy Culvert Repair/Replacement	234,454	Sep-24
C46142546	3436 Reynoldswood Rd	224,500	Sep-24
C46142547	102 Jeffrey Dr Culvert Repair/Replacement	195,600	Sep-24
C46142548	S 70th St and Tidewater Trl	350,880	Sep-24

STORMWATER PROGRAM MASTER PROJECTS

Sub-Project #	Sub-Project Title	Cost Estimate	Estimated Completion Date
C46142549	806 Ojai Ave Culvert Repair/Replacement	580,000	Sep-24
C46142550	3415 Holland Dr Culvert Repair/Replacement	310,000	Feb-23
C46142551	7816 Ridein Rd/Rideout/Tidewater Repair/Replacement	625,000	Feb-23
C46142552	609 McDonald Rd Repair/Replacement	220,000	Feb-23
C46142553	298 5th Ave SE Repair/Replacement	260,000	Feb-23
C46142554	3003 W. Henry Ave Repair/Replacement	210,000	Feb-23
C46142555	2020 N Dover Rd Repair/Replacement	100,000	Feb-23
C46142556	1718 Lakewood Loop Repair/Replacement	100,000	Feb-23
C46142573	741 Gran Kayman Way Repair/Replacement	222,910	Feb-23
C46142574	11033 Ashbourne Cir Repair/Replacement	84,737	Mar-22
C46142575	3716 Orange Pointe Rd Repair/Replacement	95,741	Aug-22
C46142576	9508 Pebble Glen Ave Repair/Replacement	88,997	Dec-22
C46142577	14065 Citrus Pointe Dr Repair/Replacement	72,468	Apr-22
C46142578	1807 Curry Rd Repair/Replacement	66,470	Feb-22
C46142579	5034 Savarese Cir Repair/Replacement	90,341	Jul-22
C46142580	607 Hidden Lake Dr Repair/Replacement	156,456	Aug-22
C46142581	7606 Dunbridge Dr Repair/Replacement	48,770	Feb-22
C46142582	934 Ridge Haven Dr Repair/Replacement	57,582	Sep-22
C46142583	11703 Palmer Dr Repair/Replacement	41,067	Oct-22
C46142584	4301 Berkley Rd Repair/Replacement	108,797	Sep-22
C46142585	13420 Graham Yarden Dr. Repair/Replacement	62,351	Sep-22
C46142586	10338 Fernbrook Ln Repair/Replacement	46,759	Aug-22
C46142587	609 Winterbrooke Way Repair/Replacement	112,278	Sep-22
C46142588	621 Fort Duquesna Dr Repair/Replacement	108,311	Sep-22
C46142589	3325 S Manhattan Ave Repair/Replacement	390,605	Oct-22
C46142590	10311 Lake Grove Culvert Repair/Replacement	182,994	May-22
C46142591	5911 Benjamin Center Dr Repair/Replacement	208,069	Dec-22
C46142592	15700 Dawnview Dr Repair/Replacement	555,063	Sep-22
C46142593	24th Ave SE and 30th St SE Repair/Replacement	82,336	Jan-22

STORMWATER PROGRAM MASTER PROJECTS

Sub-Project #	Sub-Project Title	Cost Estimate	Estimated Completion Date
C46142594	1106 Desert Hill Dr Repair/Replacement	167,056	Apr-23
C46142595	13810 Walden Sheffield Rd Repair/Replacement	164,859	Feb-22
C46142596	8332 Patsy St Repair/Replacement	62,990	Sep-22
C46142597	19117 Holly Ln Repair/Replacement	59,123	Sep-22
C46142598	15402 Manning Dr Repair/Replacement	67,607	Sep-22
C46142599	5035 Springwood Dr Repair/Replacement	152,531	Oct-22
C46142600	14031 Arbor Knoll Cir Repair/Replacement	184,314	Sep-22
C46142601	612 Oak Ridge Dr Repair/Replacement	143,108	Sep-22
C46142602	15803 Knollview Dr Repair/Replacement	159,740	Nov-22
C46142603	17515 Brown Rd Repair/Replacement	66,503	Feb-22
C46142604	3937 Fountainebleau Repair/Replacement	95,700	Feb-23
C46142605	19411 Via Del Mar Repair/Replacement	270,416	Sep-22
C46142606	9412 Laurel Ledge Dr Repair/Replacement	185,800	Feb-23
C46142607	506 N Larry Cir Repair/Replacement	57,300	Feb-23
C46142608	5102 Clewis Ave Repair/Replacement	140,000	Nov-22
C46142609	11228 Marlboro Dr Repair/Replacement	281,000	Feb-23
C46142901	Lutz Lake Fern Road / W Lutz Lake Culvert Repair/Replacement	150,000	Sep-22
C46142902	N Miller Rd / S Miller Rd Culvert Repair/Replacement	55,137	Dec-22
C46142903	Riverview Culvert Repair/Replacement	1,096,383	Feb-24
C46142904	N Wilder Rd Culvert Repair/Replacement	334,535	May-23
C46142905	Jackson Springs Culvert Repair/Replacement	30,000	TBD
C46142906	24th St Culvert Repair/Replacement	205,000	TBD
C46142907	Oakfield Culvert Repair/Replacement	30,000	Feb-23
C46142908	Tobacco Rd	837,000	Apr-23
C46142809	1430 Massaro Blvd	515,000	Aug-24
C46142822	504 Champagne Ln - CRRP - Emergency	336,200	Apr-22
C46142823	1111 Black Knight Dr - CRRP - Emergency	252,438	Oct-21
C46142824	17514 Mallard St - CRRP - Emergency	54,833	Sep-21
C46142825	6469 Hoover Blvd - CRRP Emergency	744,444	Oct-21

STORMWATER PROGRAM MASTER PROJECTS

Sub-Project #	Sub-Project Title	Cost Estimate	Estimated Completion Date
C46142826	14916 Morning Dr - CRRP	133,415	Nov-21
C46142827	2600 E 131st Ave @ Livingston	629,647	Sep-22
C46142828	4509 Stonehenge Dr.	563,881	Jan-22
C46142829	17514 Mallard St - CRRP	92,512	Dec-21
C46142830	19112 Dorman Rd Culvert Repair/Replacement	108,626	Dec-21
C46142831	5049 Borrowe Dr Culvert Repair/Replacement	118,271	Mar-22
C46142832	2208 Maydell Dr Culvert Repair/Replacement	99,400	Mar-22
C46142833	107 Charlie Taylor Rd Culvert Repair/Replacement	101,317	Feb-23
C46142834	3001 S Manhattan Ave Culvert Repair/Replacement	77,000	Dec-22
C46142835	7214 N Habana Ave Culvert Repair/Replacement	90,000	Jun-22
C46142836	103 Jeffery Dr	65,000	Nov-22
C46142837	7702 W Henry St	133,615	May-22
C46142838	1702 Warrington Way	230,000	Nov-22
C46142839	600 Southwood Cove	71,000	Nov-22
C46142999	Document Review	67,371	Ongoing
C46142900	CRRP Technical Services Support (High Risk) (NOTE:Sutdy) (On-Hold)	474,372	Ongoing
	Sub Total	$36,520,664	
	Completed and Cancelled Subprojects Prior to FY 22	$41,287,243	
	Available for Future Projects	$64,371,006	
	Culvert Renewal & Replacement Program Total	**$142,178,913**	
C46132000 - Major Neighborhood Drainage Improvements			
C46132025	Cranberry Lane Drainage Improvements	$956,714	May-22
	Sub Total	$956,714	
	Completed and Cancelled Subprojects Prior to FY 22	$9,012,412	
	Available for Future Projects	$626,729	
	Major Neighborhood Drainage Improvements Total	**$10,595,855**	

STORMWATER PROGRAM MASTER PROJECTS

Sub-Project #	Sub-Project Title	Cost Estimate	Estimated Completion Date
C46145000 - Neighborhood Drainage Capital Improvements			
C46145005	Vandervort Road Drainage Improvements	$793,532	Jan-22
C46145009	Wooten Rd Drainage Improvements	215,372	Sep-22
C46145010	Hillview Ct Drainage Improvements	319,000	Mar-23
C46145011	Chastain Road Drainage Improvements	1,176,845	Jan-22
C46145012	Orient Park Ditch Erosion: CRM 53674	152,187	Apr-24
C46145014	Clewis Ave 5102 Drainage Improvements	583,411	Sep-22
C46145015	Providence Rd and Church Dr Drainage Improvements	844,019	Sep-23
C46145016	8617 May Circle	244,353	Jul-22
C46145018	S Village Ave at N Albany Ave Drainage Improvements	251,572	Sep-22
C46145019	Robin Hill Circle Drainage Improvements	810,858	Sep-23
C46145020	S Mobley Road Drainage Imrpovements	112,311	Feb-23
C46145021	E 142nd Ave & E 140TH Ave Drainage Improvements	688,018	Jan-23
C46145022	Chinaberry Drive at Baywood Drive Intersection Reconstruction	615,739	Sep-22
C46145023	8418 Clanoia St Drainage Improvements	232,405	Dec-22
C46145024	Wilson Circle Drainage Improvements	692,569	Jun-23
C46145025	Jerry Smith Road Culvert Replacement	636,704	Sep-22
C46145026	Bonacker Drive Drainage Improvement	11,122	Sep-22
C46145027	Jefferson Road Drainage Improvements	514,209	Jun-22
C46145029	Pompano Drive	275,227	Feb-23
C46145030	Jorene Road SMI	354,541	Oct-22
C46145032	Front Street Drainage Improvements	891,344	Mar-23
C46145033	Gallagher/ Sea Critter Drainage Improvements	37,666	Feb-23
C46145035	8th Ave S Drainage Improvements	178,169	Mar-23
C46145036	Malta Lane Dr Imp	319,172	Mar-23
C46145037	Seabreeze SMI	239,146	Mar-23
C46145038	East Lake Drainage System Upgrade Ph I	340,098	Sep-22

STORMWATER PROGRAM MASTER PROJECTS

Sub-Project #	Sub-Project Title	Cost Estimate	Estimated Completion Date
C46145039	18905 Geraci Rd	167,742	Jun-22
C46145040	Alafia Blvd Drainage Improvements	343,337	Jan-22
C46145041	9920 Davis St Drainage Rehab	181,042	Jul-22
C46145042	Providence Rd and Brandon Crossing Cir CRRP	777,335	Apr-23
C46145043	3911 Cooper Rd	240,178	Feb-24
C46145045	Carrollwood Meadow Drainage Improvement	592,221	Mar-23
C46145046	Hickory Creek Blvd and John Moore Rd	810,800	Mar-23
C46145047	Harney Road Hanna Ave to Hillsborough Ave DRI	368,773	Mar-26
C46145048	43RD Street Drainage Improvements	108,034	Sep-22
C46145049	3816 Beechwood Blvd CRRP	331,588	Mar-23
C46145051	White Heron Blvd SMI	573,802	Mar-23
C46145052	Crosby Rd Drainage Improvements	61,813	Jun-24
C46145054	East Gate Mobile Estates	321,380	Mar-23
C46145055	Falkenburg- Six Mile Creek Road Drainage Improvements	126,459	Apr-23
C46145056	Hounds Hollow Force Main	290,963	Mar-23
C46145057	Armor/Holloway Drainage Improvements	147,722	Nov-20
C46145058	Shangri-La Pump Station	471,020	Jun-23
C46145059	25th & 27th Street Drainage Improvements	221,276	Mar-23
C46145060	Armistead Lane Drainage Improvements	186,742	May-24
C46145061	Darby Lane Drainage Improvements	319,130	Apr-24
C46145062	Juniperus Place Drainage Improvements	377,192	May-24
C46145063	May Street Drainage Improvements	130,843	May-24
C46145064	North Ola Avenue Drainage Improvements	120,725	May-24
C46145065	Patterson Road Drainage Improvements	214,864	Mar-23
C46145066	Lindawoods Street and Beth Court Drainage Improvements	644,181	Jun-23
C46145068	Casey Rd at Lowell Rd Drainage Improvements	216,068	Mar-24
C46145069	Lake Magdalene Blvd at Dyer Rd Drainage Improvements	364,257	Mar-24
C46145070	Gibson Ave Pump Station Replacement	500,839	Jun-22

STORMWATER PROGRAM MASTER PROJECTS

Sub-Project #	Sub-Project Title	Cost Estimate	Estimated Completion Date
C46145071	Holloman's Branch (Knights Griffin) Land Acquisition	35,000	Jun-22
C46145074	Lake Cooper Drainage Improvement	156,000	Aug-24
C46145075	Lake Magdalene Blvd and Nottinghill Drive Drainage Improvements	260,000	Aug-24
C46145076	Lakeshore Road and Lakeside Drive Drainage Improvements	360,000	Aug-24
C46145077	Lightfoot Road and Long Rifle Drive Drainage Improvements	98,000	Jun-25
C46145078	Moores Lake Road Drainage Improvements	375,000	Aug-24
C46145079	Simms Road Drainage Improvements	344,000	Jul-24
C46145080	Spender Road Drainage Improvements	146,000	Jun-25
C46145081	West Kirby Street Drainage Improvements	350,000	Aug-24
C46145082	Windhorst Road and Seffner Valrico Road Drainage Improvements	350,000	Aug-24
C46145900	Remote Lake Level Monitoring Program	1,800,000	TBD
C46145999	Neighborhood CEI	1,813,959	Ongoing
	Sub Total	$26,827,873	
	Completed and Cancelled Subprojects Prior to FY 22	$5,163,013	
	Available for Future Projects	$14,733,257	
	Neighborhood Drainage Capital Improvements Total	**$46,724,143**	

C46139000 - Neighborhood Drainage Improvement

C46139019	Robin Hill Circle Drainage Improvements (Design Only)	$47,667	Jan-23
C46139018	FALLER DAVIS AND ASSOCIATES INC	108,278	Mar-23
C46139023	Alafia Blvd Drainage Improvements	128,240	Aug-23
C46139035	Wooten Rd (Design Only)	126,599	Jan-23
C46139040	East Lake Drainage System Upgrade Ph I (Design Only)	151,100	Dec-22
C46139046	Malta Lane Dr Imp (Design Only)	141,575	Mar-23
C46139047	Pompano Dr Drainage Improvements	29,874	Sep-22
C46139054	East Gate Mobile Estates (Design Only)	84,958	Jun-23
C46139063	Jorene Road SMI Drainage Improvements - Phase 1	28,321	Jan-23
C46139069	Crosby Rd Drainage Improvements (Design Only)	45,123	Feb-23

STORMWATER PROGRAM MASTER PROJECTS

Sub-Project #	Sub-Project Title	Cost Estimate	Estimated Completion Date
C46139071	Providence Rd and Church Dr Drainage Improvements (Design Only)	149,208	Mar-23
C46139075	Chinaberry Drive at Baywood Drive Intersection Reconstruction (Design Only)	168,826	Mar-23
C46139077	9920 Davis St Drainage Rehab (Design Only)	86,737	Jul-22
C46139079	S Village Ave at N Albany Ave Drainage Improvements (Design Only)	85,805	Sep-22
C46139112	Gallagher / Sea Critter Drainage Improvements (Design)	39,601	Jun-22
C46139999	Neighborhood Project Development - Planning	188,452	Ongoing
	Sub Total	$1,610,363	
	Completed and Cancelled Subprojects Prior to FY 22	$12,685,940	
	Available for Future Projects	$66,999	
	Neighborhood Drainage Improvement Total	**$14,363,302**	
C46189000 - Stormwater Drainage and Water Quality Improvements - ARP Act 3 Funds			
C46189012	Orient Park Drainage Improvements	$301,455	Apr-23
C46189018	S Village Ave at N Albany Ave Drainage Improvements	251,572	Jan-23
C46189020	S Mobley Rd Drainage Improvements	200,000	Feb-23
C46189026	Bonacker Drive Drainage Improvement	712,508	Oct-22
C46189033	Gallagher / Sea Critter Drainage Improvements	579,783	Jun-22
C46189055	Falkenburg- Six Mile Creek Road Drainage Improvements	624,403	Jun-23
	Sub Total	2,669,721	
	Completed and Cancelled Subprojects Prior to FY 22	$0	
	Available for Future Projects	$230,279	
	Stormwater Drainage and Water Quality Improvements - ARP Act 3 Funds Total	**$2,900,000**	
C46144000 - Stormwater Pump Station Repair & Replacement			
C46144001	P.S. Rehab - #08 Kirby Street Pump	$568,395	Mar-23
C46144401	Annual PS Repairs : Electrical & Communications	1,275,485	Ongoing
C46144110	2209 Heritage Crest Dr - Storm PS #35 (PER Only)	55,189	Dec-21

STORMWATER PROGRAM MASTER PROJECTS

Sub-Project #	Sub-Project Title	Cost Estimate	Estimated Completion Date
C46144111	2014 Whispering Sands Ct - PS #15 (Design Only)	132,450	Jul-22
C46144112	3905 Buttonwood Ct - PS #5 (PER Only)	49,828	Jan-22
C46144116	Buttonwood Ct. Stormwater Pump Station Design	120,000	Jul-24
C46144114	Boot Lake Stormwater Pump Station Design	120,000	Jul-24
C46144115	Lake September	120,000	Jul-24
C46144113	18301 Timberlan Dr - PS #13 (Design Only)	74,548	Sep-22
	Sub Total	$2,515,895	
	Completed and Cancelled Subprojects Prior to FY 22	$38,327	
	Available for Future Projects	$4,883,644	
	Stormwater Pumping Replacement Total	**$7,437,866**	
C46147000 - Stormwater System Maintenance			
C46147001	Hillsborough County Rural Area Ditch Restore/Regrade Near Plant City and PBA Watershed Area	$568,115	Oct-21
C46147003	Hillsborough County Ditch and Side Drain Maintenance	2,762,355	Sep-23
	Sub Total	$3,330,470	
	Completed and Cancelled Subprojects Prior to FY 22	$60,555	
	Available for Future Projects	$108,975	
	Stormwater System Maintenance Total	**$3,500,000**	
C46134000 - Water Quality Improvement & Environmental Program			
C46134034	East Lake Nutrient Removal	$3,160,229	Mar-23
	Sub Total	$3,160,229	
	Completed and Cancelled Subprojects Prior to FY 22	$8,831,666	
	Available for Future Projects	$159,173	
	Water Quality Improvement & Environmental Program Total	**$12,151,068**	

STORMWATER PROGRAM MASTER PROJECTS

Sub-Project #	Sub-Project Title	Cost Estimate	Estimated Completion Date
C46141000 - Water Quality Improvements and Environmental Program			
C46141001	Delaney Creek Water Quality Improvements	$1,187,819	Mar-22
C46141002	East Lake Channel Nutrient Removal	780,958	Feb-22
	Sub Total	$1,968,777	
	Completed and Cancelled Subprojects Prior to FY 22	$824,908	
	Available for Future Projects	$2,315,378	
	Water Quality Improvements and Environmental Program Total	**$5,109,063**	
C46137000 - Watershed Drainage Improvements			
C46137005	N Falkenburg Rd Drainage Imp.	$997,800	May-23
C46137011	Van Dyke Road Flood Attenuation	251,851	Jul-22
C46137012	56th St. and Hanna Ave. Regional Drainage Improvements (PD&E Only)	930,338	Nov-22
C46137013	Wilkins Road Drainage Improvements	840,531	May-22
C46137014	Upper Floridian Aquifer (UFA) Recharge Pilot Project (Lake Meade)	116,663	Sep-22
C46137015	Town N Country / Hillsborough Avenue Regional Drainage Improvements Project No. N975	559,048	Jun-22
	Sub Total	$3,696,230	
	Completed and Cancelled Subprojects Prior to FY 22	$15,872	
	Available for Future Projects	$22,679,159	
	Watershed Drainage Improvements Total	**$26,391,260**	
C46140000 - Watershed Master Plan Updates			
C46140001	Peak / Volume Sensitive GIS Data Base Development	$400,000	Sep-22
C46140002	Floodplain Delineation Update - ON HOLD	300,000	Nov-22
C46140012	East Lake Watershed Update Study	145,785	May-22
C46140013	Duck Pond Watershed Update Study	269,937	Jun-22
C46140014	Pemberton / Baker Canal Watershed Update Study	379,961	Mar-22
C46140015	Hillsborough River / Tampa Bypass Canal Watershed Update Study	993,398	May-22

STORMWATER PROGRAM MASTER PROJECTS

Sub-Project #	Sub-Project Title	Cost Estimate	Estimated Completion Date
C46140016	Silver Twin Lake Watershed	96,223	Mar-22
C46140018	Hillsborough County SCADA Long- Term Planning (Q001)	182,250	Apr-24
C46140019	Northwest Five Watershed Model Update Due to Soil HSG Changes	275,413	Jun-22
C46140020	Little Manatee River Watershed Model Update Due to Soil HSG Changes	199,755	May-22
C46140022	Countywide Floodway Delineation (Northeast County)	399,955	Dec-22
C46140023	Countywide Floodway Delineation (Northwest County)	199,886	Dec-22
C46140024	Countywide Floodway Delineation (Central & South County)	447,990	Dec-22
C46140025	Hillsborough County Watershed BMP Alternatives Analysis- Pilot Project	275,000	Jul-23
C46140021	Delaney Creek Watershed Model Update Due to Soil HSG Changes	185,676	Mar-22
	Sub Total	$4,751,228	
	Completed and Cancelled Subprojects Prior to FY 22	$414,854	
	Available for Future Projects	$5,164,735	
	Total Watershed Master Plan Updates	**$10,330,817**	

TRANSPORTATION PROGRAM MASTER PROJECTS

Sub-Project #	Sub-Project Title	Cost Estimate	Estimated Completion Date
C69602000 - Advanced Traffic Management System Improvement Program			
69602659	ATMS Program Countwide Fiber Optic Network Development	$417,856	Jul-22
69602675	Traffic Management Center Improvements	1,141,897	Dec-21
69602676	Power Outage Emergency Beacon Signal Retrofits - Phase 1 - Mast Arm	2,469,054	Sep-22
69602680	Power Outage Emergency Beacon Signal Retrofit - Phase 2 - Span Wires	3,565,496	Nov-23
69602677	Smart Traffic Network Upgrade - Phase 1	353,720	Jun-23
69602678	Smart Traffic Network Upgrade - Phase 2	132,431	Jun-23
69602679	Traffic Signal Detection Upgrade - FY21 Pavement Project Locations	320,000	Ongoing
69602681	Traffic Signal Detection Upgrade - FY22 Pavement Project Locations	185,000	Ongoing
69602682	Master Communication Hub Upgrades-Building Hubs (6) (New 10 Gig switch and equipment refurbishing)	225,000	Sep-22
69602683	Master Communication Hub Upgrades-Cabinet Hubs (3)	265,000	Sep-22
69602684	Advanced Traffic Controllers & Cabinet Upgrades-Big Bend Road (1 Cabinet Replacment; 9 ATC; 13 Priority Licneses)	97,436	Sep-22
69602685	Advance Traffic Controllers & Cabinet Upgrades-Central Software Upgrade	200,000	Sep-23
	Sub Total - Active Projects	$9,372,889	
	Completed and Cancelled Subprojects Prior to FY 22	$23,324,081	
	Available for Future Projects	$40,241,513	
	Total Advanced Traffic Management System Improvement Program	**$72,938,484**	
C69677000 - Bridge and Guardrail Program			
69677100	Annual Ongoing - Bridge Repairs & Maintenance (Countywide)	$100,000	Ongoing
69677200	Annual Ongoing Project Development Bridge Alternatives Analysis	214,370	Ongoing
69677300	Annual Ongoing Construction - Maintenance & Repair, Structural Repairs	200,100	Ongoing
69677309	Bridge #105504 - Columbus Drive over Hillsborough River Repair	881,000	Nov-22
69677400	Annual Ongoing Design Bridge Maintenance & Repair	100,000	Ongoing
69677500	Annual Ongoing Design Bridge Scour Countermeasures	490,992	Ongoing
69677600	Annual Misc. Bridge Inspection Services	130,985	Ongoing
69677701	Morris Bridge Rd Bridges # 100026, 104101 and 104405 Scour Repairs	921,168	Jul-22
69677703	Bridge # 104250 & # 104252 Longboat Blvd SB over Two Waters Inlet / Longboat Blvd NB over Two Waters Inlet	168,000	Jul-23
69677706	Bridge # 104146 Creekbridge Rd over Buckhorn Creek Scour Repairs	81,000	May-23
69677707	Bridge # 104157 Falkenburg Rd over North Archie Creek	93,000	TBD
69677708	Bridge # 104208 Orange Grove Dr over Sweetwater Creek Scour Repairs	99,000	Jul-23

TRANSPORTATION PROGRAM MASTER PROJECTS

Sub-Project #	Sub-Project Title	Cost Estimate	Estimated Completion Date
69677710	Bridge #104362 - Fishhawk Blvd over Fishhawk Creek Scour Repairs	192,850	May-22
69677711	Bridge #104224 - Barry Rd over Drainage Canal Scour Repairs	236,000	Nov-22
69677712	Bridge #100029 - E Broadway (CR 574) over Tampa Bypass Canal Repairs	35,000	May-22
69677800	Bridge Bank Rehabilitation	491,031	Ongoing
69677999	CEI and Miscellaneous Engineering Services	99,000	Ongoing
	Sub Total - Active Projects	$4,533,496	
	Completed and Cancelled Subprojects Prior to FY 22	$615,000	
	Available for Future Projects	$38,550,070	
	Total Bridge and Guardrail Program	**$43,698,566**	
C62120000 - Bridge and Guardrail Rehab Repair Program			
62120154	Bridge #105500 (Platt Street over Hillsborough River) Repair (Design Only)	$142,781	Jun-22
62120157	Miscellaneous Bridge Inspections	588,385	Ongoing
62120161	General Engineering Support Services	390,451	Ongoing
62120180	Bridge #100276 (Fletcher Ave over Hillsborough River) Repair	34,538	Sep-23
62120195	Guardrail repair program utilizing contractor for repairs	9,912	Ongoing
62120201	Bridge # 104312 McMullen Loop over Rice Creek	337,007	Mar-22
	Sub Total - Active Projects	1,503,074	
	Completed and Cancelled Subprojects Prior to FY 22	$5,676,571	
	Available for Future Projects	$4,890,880	
	Total Bridge and Guardrail Rehab Repair Program	**$12,070,525**	

TRANSPORTATION PROGRAM MASTER PROJECTS

Sub-Project #	Sub-Project Title	Cost Estimate	Estimated Completion Date
C69200000 - Bridge Improvements			
69200101	Bridge #104105 (70th St South over Delaney Creek) Replacement	$2,301,117	Feb-23
69200102	Bridge #104366 (Saffold Road over Dug Creek) Replacement	2,456,745	Jan-24
69200105	Bridge #104253 (Newberger Road over Kell Creek) Replacement	1,678,180	Apr-24
69200106	Bridge #104320 (Phillips Lane over Kitchen Branch) Replacement	1,626,826	Oct-23
69200108	Bridge #104136 & Bridge #104137 (Port Sutton Road over Gannon Station Discharge 1 & 2) Replacement	4,933,292	Jun-24
69200200	CEI Bridge Replacement	230,000	Ongoing
69200301	Bridge #104107 - 36th Ave Over Delaney Creek Bridge Repair- Design Only	75,396	Oct-22
69200302	Bridge #104355 & #104356 - CR-39 over Chito Creek Repairs- Design Only	69,915	Aug-22
69200303	Bridge #100521 - George Rd over Henry St Canal Bridge Repair- Design Only	54,869	Aug-22
69200304	Bridge #104336 - Grange Hall Loop over Prairie Branch Repair- Design Only	40,500	Aug-22
69200305	Bridge #100336 - Harney Rd over Harney Canal Repair- Design Only	91,334	Oct-22
69200306	Bridge #100275 - Keysville Rd over N Prong Alafia River Repair- Design Only	74,568	Oct-22
69200307	Bridge #104235 - N Manhattan Ave Over Channel H Repair- Design Only	99,897	Oct-22
69200308	Bridge #104104 - S 86th St. over Delaney Creek Repair- Design Only	57,417	Aug-22
69200309	Bridge & Sidewalk #104223 and #104223S - Sawyer Rd over Loma Slough Repair- Design Only	62,250	Aug-22
69200310	Bridge #104415 - Sydney Rd over Turkey Creek Repair- Design Only	101,624	Oct-22
69200311	Bridge # 10-UTBS-04 - Upper Tampa Bay Trail Rocky Creek Rehabilitation	2,175,200	Sep-25
69200312	Bridge #104316 - Pebble Beach Ln over Aging Creek Replacement- Design Only	400,000	Apr-24
69200313	Bridge #104287 - Arrawana Ave over Twin Brook Creek Replacement- Design Only	460,758	Nov-23
69200314	Bridge #104304 - Bethleham Rd South Prong of Alafia River Structural Repairs	293,875	Jun-22
69200315	Bridge #104306 - Taylor Gill Rd over Little Manatee Structural Repairs	364,987	May-22
69200316	Bridge #104346 - Bonita Dr over Dug Creek Structural Repairs	396,692	Mar-23
69200317	Bridge #100249 - Gunn Hwy Sweetwater Creek Structural Repairs	100,193	Sep-22
69200318	Bridge #104410 - Gallagher Rd. over Pemberton Creek	335,878	Nov-23
69200319	Bridge #104205 - Hutchison Rd over Rocky Creek	130,789	Nov-23

TRANSPORTATION PROGRAM MASTER PROJECTS

Sub-Project #	Sub-Project Title	Cost Estimate	Estimated Completion Date
69200320	Bridge #104214 - George Rd over Gulfwood Canal	301,865	Sep-23
69200321	Bridge #105624 - Westshore Blvd over Spring Lake Bayou	423,670	Dec-23
69200322	Bridge #104412 - Beauchamp Rd. over Sparkman Creek	204,166	Feb-24
69200323	Bridge #104408 - East Terrace Drive over East Canal	412,548	Aug-23
69200324	Bridge #104443 - Old Hillsborough over Hooker Creek	187,021	Feb-24
69200325	Bridge #100260 - CR 579 over Little Manatee River	213,768	Jun-23
69200326	Bridge #104211 - Anderson Rd over Henry St Canal	403,077	Mar-24
69200327	Bridge #104414 - Downing Street over Turkey Creek	256,509	Dec-22
69200328	Bridge #104152 - Falkenburg Rd over Delaney Creek	83,881	Mar-23
69200329	Bridge #104416 - Holloway Rd. over Mud Lake Branch	292,788	Mar-23
69200331	Bridge #104360 - Gran Kaymen Way over Pemberton Creek Structural Repairs	162,000	Nov-22
69200800	Bridge Replacement Feasibility Studies	495,071	Ongoing
	Sub Total - Active Projects	$22,048,667	
	Completed and Cancelled Subprojects Prior to FY 22	$1,492,768	
	Available for Future Projects	$27,368,770	
	Total Bridge Improvement	**$50,910,204**	
C69682000 - Corridor Safety Retrofit Improvements			
69682002	Vision Zero Corridors Safety Retrofit - Mango Road (CR579) from MLK to Hillsborough Ave - Tier 2	$901,598	Aug-22
69682003	Vision Zero Corridors - Mango Rd (CR579) from MLK to Hillsborough Ave - Tier 1	70,000	Aug-22
69682004	Vision Zero Corridors - 78th Street from Causeway Blvd to Palm River Rd - Tier 1	70,000	Sep-22
	Sub Total - Active Projects	$1,041,598	
	Completed and Cancelled Subprojects Prior to FY 22	$0	
	Available for Future Projects	$12,858,863	
	Total Corridor Safety Retrofit Improvements	**$13,900,461**	
C69679000 - Intersection Capital Improvement Program			
69679001	Sligh Ave at Hesperides St Intersection Improvements	$2,010,396	Oct-22
69679002	Hillsborough Ave at Sawyer Rd and Town and Country Blvd Intersection Improvements	1,493,583	Jul-24
69679003	Himes Ave at Idlewild Ave Intersection Improvements	5,728,222	TBD
69679004	CR 579 and Old Hillsborough Ave Intersection Improvements	7,450,123	TBD

TRANSPORTATION PROGRAM MASTER PROJECTS

Sub-Project #	Sub-Project Title	Cost Estimate	Estimated Completion Date
69679005	Palm River Road at US 301 and 50th St Intersection Improvements	6,867,911	Mar-27
69679006	Balm Riverview Rd at Rhodine Rd Phase II Intersection Improvements	5,627,468	Mar-25
69679007	Lutz Lake Fern Rd at Heritage Harbor Pkwy Intersection Improvements	1,444,244	Oct-22
69679008	US 41 at Sunset Lane Intersection Improvements	3,331,549	Jul-24
69679009	George Rd at Memorial Hwy Intersection Improvements	1,298,458	Aug-23
69679010	Hanley Rd at Jackson Springs Rd Intersection Improvements	2,961,108	Apr-25
69679011	Armenia Ave at Barclay Rd Intersection Improvements	2,139,248	Jan-25
69679013	50th St at Holly Dr Intersection Improvements	3,594,940	May-24
69679014	Bruce B Downs Blvd at Campus Hill Dr Intersection Improvements	1,346,296	Jun-22
69679015	Providence Rd at Watson Rd Intersection Improvements	1,643,421	Mar-25
69679016	Sydney Rd at Valrico Rd Intersection Improvements	1,708,103	May-24
69679017	Lumsden Rd at Valrico Rd Intersection Improvements	2,924,654	Jan-25
69679018	US 301 at Riverview Dr Intersection Improvements	1,258,086	Dec-23
69679020	Durant at Miller Rd Intersection Improvements	3,376,603	May-24
69679021	Big Bend Rd at Heritage Green Pkwy Intersection Improvements	848,092	Jul-23
69679022	Lithia Pinecrest Road at Fish Hawk Intersection Improvements	1,266,071	Sep-22
69679023	East Park Road at Jim Johnson Road Intersection Improvements	2,019,750	Sep-22
69679025	Lithia Pinecrest Road at Adelaide Avenue Intersection Improvements	1,202,506	Sep-23
69679026	CR 584 (Waters Ave) From Anderson to Florida Mining Rd Intersection Improvements	3,085,151	Sep-26
69679027	Big Bend Rd at Summerfield Crossing Blvd Intersection Improvements	1,182,999	Sep-22
69679028	Boyette Road at Dorman Road Roundabout Intersection Improvements	2,480,000	Mar-26
69679029	Montague St at Memorial Hwy Intersection Safety Improvements	1,281,033	Dec-22
69679031	Sheldon Road at Westwind Drive Intersection Safety Improvements	1,602,273	Oct-22
69679035	Seffner Valrico Road at Clay Ave Intersection Improvements	3,065,433	Dec-24
69679036	Seffner Valrico Road at Wheeler Rd Intersection Improvements	1,620,904	Mar-24
69679037	Fletcher Ave. at 15th St Intersection Improvements	1,229,167	Feb-27
69679039	Balm Riverview Road at Rhodine Road Phase I Intersection Improvements	625,188	Jun-22
69679042	US92 and Gallagher Road Intersection Improvements	734,958	Dec-23
69679043	Durant Road at Dover Little/ Road Intersection Safety Improvements	2,542,262	Jan-25

TRANSPORTATION PROGRAM MASTER PROJECTS

Sub-Project #	Sub-Project Title	Cost Estimate	Estimated Completion Date
69679044	Construction CEI & Material Testing (Intersections)	700,000	Ongoing
69679048	Anderson Rd at Sligh Ave - Intersection Improvements (Construction)	3,460,022	Oct-23
69679049	Anderson Rd at Lynn Rd at Gunn Hwy Intersection Improvements (Construction)	2,569,871	Dec-22
69679100	General Engineering Support	1,045,352	Ongoing
	Sub Total - Active Projects	$88,765,445	
	Completed and Cancelled Subprojects Prior to FY 22	$3,045,624	
	Future Funding to be determined	$1,039,218	
	Total Intersection Capital Improvement Program	**$92,850,288**	
C69600000 - Intersection Improvement Program			
69600010	Intersection Program Update	$202,694	Ongoing
69600096	Benjamin Rd and Barry RoadIntersection Improvements	1,667,180	Jul-24
69600097	Anderson Rd / Lynn Rd at Gunn Hwy Intersection Improvements (Planning, Design and Land)	701,557	Dec-22
69600098	Dale Mabry Hwy at Stall Rd Intersection Improvements	491,644	Nov-22
69600100	Anderson Rd at Sligh Ave Intersection Improvements (Design Only)	416,326	Oct-23
69600101	Hillsborough Ave at Kelly Rd Intersection Improvements	537,368	Jan-24
69600102	Busch Blvd at Himes Ave and Waters Ave Intersection Improvements	2,250,392	Jan-26
69600103	Bearss Ave at Florida Ave Intersection Improvements	940,093	Mar-25
69600104	CR 579 at Pruett Rd Intersection Improvements	5,499,548	Apr-25
69600105	US 301 at Palm River Rd Intersection Improvements	1,990,429	Aug-24
69600106	Balm Riverview Rd at Symmes Rd Intersection Improvements	3,063,185	Jul-24
69600311	Gibsonton Dr at Fern Hill Dr Intersection Improvements	5,832,085	Aug-23
69600314	Symmes at Eastbay Intersection mprovements	4,883,038	Sep-24
69600317	Linebaugh at Race Track Intersection Improvements	149,527	Oct-22
69600318	CR 584 (Waters Ave) at Florida Mining Blvd - Phase I (Signalization)	1,122,525	May-23
69600832	New County Riverview Regional Park - Entrance Intersection/Roadway Design	1,152,158	Jul-22
	Sub Total - Active Projects	$30,899,750	
	Completed and Cancelled Subprojects Prior to FY 22	$36,292,543	
	Future Funding to be determined	$21,657,280	
	Total Intersection Improvement Program	**$88,849,572**	

TRANSPORTATION PROGRAM MASTER PROJECTS

Sub-Project #	Sub-Project Title	Cost Estimate	Estimated Completion Date
C69645000 - Intersection Operation & Safety Program			
69645129	Bruce B Downs and Richard Silver Way Intersection Improvement Project	1,845,964	Jun-22
	Sub Total	$1,845,964	
	Completed and Cancelled Subprojects Prior to FY 22	$9,009,652	
	Available for Future Projects	$0	
	Total Intersection Operation & Safety Program	**$10,855,616**	
C69601000 - New & Improved Signalization Program			
69601402	Front St & Valrico Rd N.	$4,126,659	Apr-23
	Sub Total - Active Projects	$4,126,659	
	Completed and Cancelled Subprojects Prior to FY 22	$11,060,065	
	Available for Future Projects	$0	
	Total New & Improved Signalization Program	**$15,186,724**	
C69638000 - Pedestrian Safety & Mobility Enhancement Program			
69638003	Bellamy Elementary School Circulation Improvements	$663,593	Aug-23
69638005	Dickenson Elementary School Circulation Improvements	449,115	Oct-22
69638006	Pierce Middle School Circulation Improvements	735,521	Jan-24
69638007	Cannella Elementary School Circulation Improvements	494,891	Apr-23
69638009	Jennings Middle School Circulation Improvements	1,503,254	Oct-23
69638013	Robinson and Walden Lakes Elementary Schools Circulation Improvements	933,549	Aug-22
69638014	Springhead Elementary School Circulation Improvements	1,339,141	May-24
69638016	Riverview Elementary School Circulation Improvements	832,668	Nov-23
69638017	Palm River Elementary School Circulation Improvements	546,795	Jan-24

TRANSPORTATION PROGRAM MASTER PROJECTS

Sub-Project #	Sub-Project Title	Cost Estimate	Estimated Completion Date
69638018	Brooker Elementary School and Burns Middle School Circulation Improvements	589,252	Jul-23
69638021	Collins Elementary School Circulation Improvements	2,790,429	Jul-23
69638022	Rodgers Middle School Circulation Improvements	1,318,373	Mar-23
69638023	Cypress Creek Elementary School and Doby Elementary School Circulation Improvements	504,997	Jun-23
69638028	Providence Road Sidewalk - Watson Road to Watermark Drive	342,763	Dec-22
69638029	Boyette Road Sidewalk - Mosaic Dr/Barrington Stowers Rd to David Kulow Ln	747,060	Feb-23
69638030	Bruce B Downs (CR 581) from USF Pine Drive to Fletcher Avenue (CR 582A) Sidewalk Improvements	1,768,886	Jun-22
69638035	Seffner Elementary School Mobility Enhancements	1,944,188	Apr-24
69638037	Orient Rd. Sidewalk from Trasher Dr. to Hillsborough Ave	238,976	Dec-22
69638038	Limona Elementary School Circulation Improvements	700,525	Apr-23
69638039	Harvest Hope Park Sidewalks	1,438,325	Feb-23
69638040	Sumner High School Zone and Pedestrian Mobility Enhancements	1,790,406	Oct-21
69638041	Sumner High School Pedestrian Mobility Enhancements- Segment 1	2,764,303	May-24
69638043	Walker Middle School Circulation Improvements	357,121	Jan-24
69638044	Bruce B Downs at Bearss Avenue - NE Quadrant Sidewalk Connectivity Project	116,960	Dec-22
69638047	Lutz Lake Fern Boardwalk	713,356	Jan-23
69638100	Annual Localized Pedestrian Safety Improvement	1,176,361	Ongoing
69638200	Annual Pedestrian Safety Improvements with Resurfacing Projects	618,594	Ongoing
	Sub Total	$27,419,402	
	Completed and Cancelled Subprojects Prior to FY 22	$3,065,973	
	Available for Future Projects	$24,390,593	
	Total Pedestrian Safety & Mobility Enhancement Program	**$54,875,968**	

TRANSPORTATION PROGRAM MASTER PROJECTS

Sub-Project #	Sub-Project Title	Cost Estimate	Estimated Completion Date
C69684000 - Roadway Pavement Preservation - ARP Act Revenue Recovery Funds			
69684001	Road Resurfacing by Neighborhood - Port Sutton Rd	$430,008	Sep-22
69684002	Road Resurfacing by Neighborhood - Benjamin Center Dr	314,836	Mar-23
69684003	Road Resurfacing by Neighborhood - Bogaert Rd	56,012	Aug-22
69684004	Road Resurfacing by Neighborhood - Leaning Pine Ln	99,763	Aug-22
69684005	Road Resurfacing by Neighborhood - Melinda Dr	60,294	Jul-22
69684006	Road Resurfacing by Neighborhood - Orangewalk Dr	97,407	Aug-22
69684007	Road Resurfacing by Neighborhood - Lovers Ln	507,282	Jul-22
69684008	Road Resurfacing by Neighborhood - Santa Fe Rd	65,053	Sep-22
69684009	Road Resurfacing by Neighborhood - Stanford Rd	33,173	Aug-22
69684010	Road Resurfacing by Neighborhood - Elk Spring Dr	148,476	Oct-22
69684011	Road Resurfacing by Neighborhood - Malvern Cir	177,663	Sep-22
69684012	Road Resurfacing by Neighborhood - Booth Rd	174,458	Apr-23
69684013	Road Resurfacing by Neighborhood - Sumner Rd	38,908	Aug-22
69684014	Road Resurfacing by Neighborhood - Glenshire Dr	418,856	Aug-22
69684015	Road Resurfacing by Neighborhood - Ewell Rd	41,408	Aug-22
69684016	Road Resurfacing by Neighborhood - Hinson Rd	54,189	Oct-22
69684017	Road Resurfacing by Neighborhood - Manhattan Dr	175,663	Dec-22
69684018	Road Resurfacing by Neighborhood - S 90th St	190,736	Nov-22
69684019	Road Resurfacing by Neighborhood - Lampp Rd	188,107	Aug-22
69684020	Road Resurfacing by Neighborhood - W Knox St	682,247	Mar-23
69684021	Road Resurfacing by Neighborhood - Downing St	266,990	Aug-22
69684022	Road Resurfacing by Neighborhood - Pepper Tree Ln	73,108	Oct-22
69684023	Road Resurfacing by Neighborhood - Yukon Rd	94,922	Apr-23
69684024	Road Resurfacing by Neighborhood - N Wiggins Rd	170,482	Sep-22
69684025	Road Resurfacing by Neighborhood - Waikiki Way	575,540	Sep-22
69684026	Road Resurfacing by Neighborhood - Tanner Rd	351,442	Sep-22
69684027	Road Resurfacing by Neighborhood - Wishing Well Way	427,869	Feb-23
69684028	Road Resurfacing by Neighborhood - Cosme Rd	179,792	Apr-23
69684029	Road Resurfacing by Neighborhood - W Henry Ave	728,654	May-23
69684030	Road Resurfacing by Neighborhood - Palmbrook Dr	314,085	Aug-22

TRANSPORTATION PROGRAM MASTER PROJECTS

Sub-Project #	Sub-Project Title	Cost Estimate	Estimated Completion Date
69684031	Road Resurfacing by Neighborhood - Lancelot Loop	409,314	Sep-22
69684032	Road Resurfacing by Neighborhood - Wildrose Dr	83,758	Oct-22
69684033	Road Resurfacing by Neighborhood - Cypress Trace Dr	104,543	Nov-22
69684034	Road Resurfacing by Neighborhood - Ranch Rd	207,839	Mar-23
69684035	Road Resurfacing by Neighborhood - Whirley Rd	382,853	Oct-22
69684036	Road Resurfacing by Neighborhood - Barry Ln	157,298	Mar-23
69684037	Road Resurfacing by Neighborhood - Eagle Palm Dr	545,416	Feb-23
69684038	Road Resurfacing by Neighborhood - Spottswood Dr	396,165	Aug-22
69684039	Road Resurfacing by Neighborhood - Middle Lake Dr	163,305	Dec-22
69684040	Road Resurfacing by Neighborhood - Windhorst Ridge Dr	119,863	Sep-22
69684041	Road Resurfacing by Neighborhood - Savannah Dr	161,230	Aug-22
69684042	Road Resurfacing by Neighborhood - Bell Grande Dr	477,133	Sep-22
69684043	Road Resurfacing by Neighborhood - Sweeney Dr	298,666	Sep-22
69684044	Road Resurfacing by Neighborhood - 33rd St SE	285,602	Oct-22
69684045	Road Resurfacing by Neighborhood - Coppertree Cir	280,064	Dec-22
69684046	Road Resurfacing by Neighborhood - Old US Highway 41A	450,940	Mar-23
69684047	Road Resurfacing by Neighborhood - Hickory Creek Dr	259,961	Aug-22
69684048	Road Resurfacing by Neighborhood - Shady Leaf Dr	401,692	Sep-22
69684049	Road Resurfacing by Neighborhood - Innfields Dr	333,281	Feb-23
69684050	Road Resurfacing by Neighborhood - Emerald Creek Dr	128,188	Aug-22
69684051	Road Resurfacing by Neighborhood - Southwick Dr	97,903	Feb-23
69684052	Road Resurfacing by Neighborhood - Long Rifle Dr	273,860	Oct-22
69684053	Road Resurfacing by Neighborhood - Robin Hill Cir	185,120	Aug-22
69684054	Road Resurfacing by Neighborhood - Arbor Hollow Dr	360,233	Mar-23
69684055	Road Resurfacing by Neighborhood - River Rd	107,405	Mar-23
69684056	Road Resurfacing by Neighborhood - Arndale Cir	421,231	Mar-23
69684057	Road Resurfacing by Neighborhood - Dixon Dr	248,045	Aug-22
69684058	Road Resurfacing by Neighborhood - Old Big Bend Rd	467,780	Feb-23
69684059	Road Resurfacing by Neighborhood - Entrance Way	443,723	Aug-22
69684060	Road Resurfacing by Neighborhood - Holleman Dr	369,931	Aug-22
69684061	Road Resurfacing by Neighborhood - Stonegate Dr	132,708	Nov-22
69684062	Road Resurfacing by Neighborhood - Harder Oaks Ave	98,553	Aug-22

TRANSPORTATION PROGRAM MASTER PROJECTS

Sub-Project #	Sub-Project Title	Cost Estimate	Estimated Completion Date
69684063	Road Resurfacing by Neighborhood - Pine Bay Dr	261,364	Nov-22
69684064	Road Resurfacing by Neighborhood - Oakshire Dr	162,749	Nov-22
69684065	Road Resurfacing by Neighborhood - Grainary Ave	461,194	Jun-22
69684066	Road Resurfacing by Neighborhood - Lake Dr	77,299	Oct-22
69684067	Road Resurfacing by Neighborhood - Lakehurst Way	118,597	Aug-22
69684068	Road Resurfacing by Neighborhood - Black Dairy Rd	44,041	Sep-22
69684069	Road Resurfacing by Neighborhood - Village View Dr	300,739	Nov-22
69684070	Road Resurfacing by Neighborhood - Joe Sanchez Rd	355,800	Aug-22
69684071	Road Resurfacing by Neighborhood - Bledsoe Loop	216,270	Jan-23
69684072	Road Resurfacing by Neighborhood - Surrey Ln	153,722	Oct-22
69684073	Road Resurfacing by Neighborhood - Reece Rd	87,623	Aug-22
69684074	Road Resurfacing by Neighborhood - River Estates Dr	168,110	Sep-22
69684075	Road Resurfacing by Neighborhood - Truman Dr	270,492	Aug-22
69684076	Road Resurfacing by Neighborhood - S Forbes Rd	93,326	Sep-22
69684077	Road Resurfacing by Neighborhood - Valrie Ln	447,981	Oct-22
69684078	Road Resurfacing by Neighborhood - Golf Club Ln	306,840	Jan-23
69684079	Road Resurfacing by Neighborhood - Ellesmere Dr	127,132	Nov-22
69684080	Road Resurfacing by Neighborhood - Westshire Dr	112,874	Jan-23
69684081	Road Resurfacing by Neighborhood - Branda Vista Dr	121,727	Aug-22
69684082	Road Resurfacing by Neighborhood - Foxshire Cir	239,129	Dec-22
69684083	Road Resurfacing by Neighborhood - Gardendale Dr	388,368	Oct-22
69684084	Road Resurfacing by Neighborhood - 2nd St NE	100,275	Oct-22
69684085	Road Resurfacing by Neighborhood - Pine Hollow Dr	93,234	Dec-22
69684086	Road Resurfacing by Neighborhood - Windtree Dr	618,490	Dec-22
69684087	Road Resurfacing by Neighborhood - Belle Meade Blvd	331,673	Jan-23
69684088	Road Resurfacing by Neighborhood - Mallard Ct	137,991	Sep-22
69684089	Road Resurfacing by Neighborhood - Brown Rd	335,726	Jan-23
69684109	N Habana Avenue Resurfacing from W Hillsborough Avenue to W Waters Avenue - Resurfacing Project (Construction Only)	672,369	Jun-22
69684194	Oakfield Dr from S Lakewood Dr to S Parsons Ave - Resurfacing Project (Construction Only)	917,980	Feb-23
69684197	Regents Park Drive from North Entrance of BBD Blvd to South Entrance of BBD Blvd & Pebble Creek Dr - Resurfacing Proje	1,400,000	Apr-23
69684198	Tobacco Road from Hutchison Road to Van Dyke Road - Resurfacing Project (Construction Only)	1,200,000	Apr-23

TRANSPORTATION PROGRAM MASTER PROJECTS

Sub-Project #	Sub-Project Title	Cost Estimate	Estimated Completion Date
69684900	District 3 Neighborhood Resurfacing Project Development & Design	200,000	Ongoing
69684922	FY22 American Rescue Plan, Localized Repairs Resurfacing Projects	740,000	Ongoing
	Sub Total	$27,254,145	
	Completed and Cancelled Subprojects Prior to FY 22	$0	
	Available for Future Projects	$12,745,855	
	Total Roadway Pavement Preservation - ARP Act Revenue Recovery Funds	**$40,000,000**	
C69631000 - Roadway Pavement Preservation Program			
69631031	N Armenia Ave From W Kennedy Blvd To Saint Louis St - Resurfacing Project	$502,771	Nov-21
69631090	Pavement Condition Assesment & Project Development	3,663,199	Ongoing
69631092	CWS Localized Repair	9,205,582	Ongoing
69631093	Annual Construction CEI And Testing	3,333,736	Ongoing
69631099	S Parsons Ave - Resurfacing Project	790,181	Dec-21
69631102	N Armenia Avenue Resurfacing From W Kennedy Boulevard To W St. Louis Street - Resurfacing Project	1,802,622	TBD
69631103	N Howard Avenue Resurfacing From W Kennedy Boulevard To W St. Louis Street - Resurfacing Project (Design Only)	339,654	Mar-23
69631104	N Westshore Boulevard Resurfacing From W Kennedy Boulevard To W Spruce Street - Resurfacing Project (Design Only)	193,040	Feb-23
69631105	West/East Columbus Drive Resurfacing From Dale Mabry Highway To Nebraska Avenue - Resurfacing Project	3,592,073	TBD
69631106	W Gandy Boulevard Resurfacing From Dale Mabry Highway To Bayshore Boulevard - Resurfacing Project	1,023,838	Feb-22
69631107	West/East Waters Avenue Resurfacing From NArmenia Avenue To N Nebraska Avenue - Resurfacing Project	2,131,564	TBD
69631108	Pine Crest Minor Blvd. From Lambright St. To W Sligh Ave - Resurfacing Project	2,025,622	TBD
69631109	N Habana Avenue Resurfacing From W Hillsborough Avenue To W Waters Avenue - Resurfacing Project (Design Only)	133,670	Jun-22
69631112	Benjamin Rd From W Hillsborough Ave To W Waters Ave - Resurfacing Project	1,528,433	Jun-22
69631187	N Boulevard From W Fletcher Ave To W Bearss Ave - Resurfacing Project	826,502	Jun-21
69631189	Riverview Dr From Us Hwy 41 To End Of Pavement At 11227 Riverview Dr - Resurfacing Project (Design Only)	352,495	Nov-23
69631190	Williams Rd From Us Hwy 92 To Fowler Ave - Resurfacing Project	255,753	Jun-22
69631191	33Rd St SE From 27Th Ave SE To Sun City Center Blvd - Resurfacing Project	1,874,566	TBD
69631192	Lutz Lake Fern Rd and W Lutz Lake From Gunn Hwy To West Of Cypress Bridge Dr - Resurfacing Project	1,171,838	Sep-22
69631193	Pauls Dr From Dead End To W Brandon Blvd - Resurfacing Project	590,748	Oct-21

TRANSPORTATION PROGRAM MASTER PROJECTS

Sub-Project #	Sub-Project Title	Cost Estimate	Estimated Completion Date
69631194	Oakfield Dr From S Lakewood Dr To S Parsons Ave - Resurfacing Project (Design Only)	107,107	Feb-23
69631195	N Miller Rd / S Miller Rd From Lumsden Rd To First Railroad Track - Resurfacing Project	630,404	Dec-22
69631196	N Wilder Rd From Us Hwy 92 To E Knights Griffin Rd - Resurfacing Project	289,225	Mar-23
69631197	Half Mile Rd / E Hunter Rd From Paul Buchman Hwy To Leonard Carlton Trl - Resurfacing Project	888,045	Mar-22
69631198	Jackson Springs Rd Resurfacing From Sheldon Rd To Webb Rd / Bill Jackson Rd From Dead End To Jackson - Resurfacing	1,154,914	TBD
69631199	7Th St Sw/10Th St Sw/ Woodland Estates Ave Resurfacing From 24Th Ave Sw To W College Ave - Resurfacing Project	743,482	TBD
69631200	24Th St Se From Camp Bayou Park Dead End To E College Ave - Resurfacing Project	1,388,595	TBD
69631201	Racetrack Rd From March Pointe Dr To County Limits - Resurfacing Project	441,517	Oct-21
69631214	Road Resurfacing By Neighborhood - Southbreeze	489,970	Nov-21
69631218	Road Resurfacing By Neighborhood - Grainary	988,450	Feb-22
69631230	Williams Rd Resurfacing From Us Hwy 92 To E Fowler Ave - Resurfacing Project	2,767,118	May-22
69631231	S Miller Rd Pavement - Resurfacing Project	739,046	Dec-22
	Sub Total	$45,965,759	
	Completed and Cancelled Subprojects Prior to FY 22	$104,279,959	
	Available for Future Projects	$172,106,813	
	Total Roadway Pavement Preservation Program	**$322,352,531**	
C69676000 - Safe Routes To School Programs			
69676001	Randall Middle School Sidewalk Improvements	$374,864	Dec-22
69676002	Annual School Walking Area Project Development	146,843	Ongoing
69676005	Ground Mounted Beacons & Signs - Phase I	4,198,932	Dec-23
69676006	Overhead Mounted Beacons & Signs - Phase II	9,623,543	Jul-23
69676100	Annual Localized School Safety Improvement	557,475	Ongoing
69676201	Tier 1 School Routes Safety Improvements for Leto HS, Pierce MS and Alexander ES	123,450	Jul-22
69676007	Annual School Route Project Development-King HS (3A) & Robels ES (3B)	29,839	Aug-22
69676008	Annual School Route Project Development-Gaither HS (4A) & Clayell ES (4B)	29,877	Aug-22
69676009	Annual School Route Project Development-Brandon HS (5A) & Limona ES (5B)	30,227	Sep-22
	Sub Total	$15,115,050	
	Completed and Cancelled Subprojects Prior to FY 22	$546,094	
	Available for Future Projects	$21,417,064	
	Total Safe Routes To School Programs	**$37,078,209**	

TRANSPORTATION PROGRAM MASTER PROJECTS

Sub-Project #	Sub-Project Title	Cost Estimate	Estimated Completion Date
C69688000 - Sidewalk Improvements - ARP Act 3 Funds			
	New sub-projects will be added as they are identified	$0	TBD
	Sub Total	$0	
	Completed and Cancelled Subprojects Prior to FY 22	$0	
	Future funding to be determined	$15,000,000	
	Total Sidewalk Improvements - ARP Act 3 Funds	**$15,000,000**	
C69689000 - Sidewalk Improvements - ARP Act Revenue Recovery Funds			
	New sub-projects will be added as they are identified	$0	TBD
	Sub Total	$0	
	Completed and Cancelled Subprojects Prior to FY 22	$0	
	Future funding to be determined	$5,000,000	
	Total Sidewalk Improvements - ARP Act Revenue Recovery Funds	**$5,000,000**	
C69678000 - Sidewalk Repair Program			
69678014	FY22 High Risk Sidewalk Repairs	$200,000	Sep-22
69678015	Sidewalk Repair Backlog - Allegheny Dr	236,000	TBD
69678016	Sidewalk Repair Backlog - Cherry Hills Dr	103,000	TBD
69678017	Sidewalk Repair Backlog - Club Manor Dr	300,000	TBD
69678018	Sidewalk Repair Backlog - Dawn Vista Dr	243,049	TBD
69678019	Sidewalk Repair Backlog - Krycul Ave	55,377	Feb-22
69678020	Sidewalk Repair Backlog - Laurel Brook Ct	83,000	TBD
69678023	Sidewalk Repair Backlog - Ridgevale Cir	149,983	TBD
69678026	Sidewalk Repair Backlog - Alder Way	119,000	TBD
69678027	Sidewalk Repair Backlog - Bucknell Dr	274,648	Feb-22
69678028	Sidewalk Repair Backlog - E Old Hillsborough Ave	42,000	TBD
69678029	Sidewalk Repair Backlog - Maple Pointe Dr	209,584	Feb-22
69678032	Sidewalk Repair Backlog - Carrollwood Dr A	238,142	Feb-22
69678033	Sidewalk Repair Backlog - Carrollwood Dr B	164,000	TBD

TRANSPORTATION PROGRAM MASTER PROJECTS

Sub-Project #	Sub-Project Title	Cost Estimate	Estimated Completion Date
69678040	Sidewalk Repair Backlog - Winding Creek Dr	125,000	TBD
69678007	N Armenia Ave Sidewalk Repairs with Resurfacing	26,852	Mar-22
69678106	W Gandy Blvd Sidewalk Repairs with Resurfacing	48,620	Jan-22
69678108	Pine Crest Manor Blvd/ Lambright/ Sligh Sidewalk Repairs with Resurfacing	70,692	TBD
69678200	FY21 Sidewalk Repair CEI	206,739	Sep-21
	Sub Total	$2,895,685	
	Completed and Cancelled Subprojects Prior to FY 22	$3,037,780	
	Available for Future Projects	$42,770,160	
	Total Sidewalk Repair Program	**$48,703,625**	
C69508000 - Sidewalk Retrofit Construction Funding			
69508109	Lutz Lake Fern Sidewalk Project	$249,691	May-21
69508111	Gibsonton Elementary School Sidewalk Project	417,120	Apr-21
69508112	Kenly Elementary School Sidewalk Project	504,640	Apr-21
69508113	Mort Elementary School Sidewalk Project	875,557	Jun-21
	Sub Total	$2,047,007	
	Completed and Cancelled Subprojects Prior to FY 22	$7,574,192	
	Future Funding (To Be Determined)	$682,757	
	Total Sidewalk Retrofit Construction Funding	**$10,303,956**	
C69659000 - South Coast Greenway Trail Ruskin Gap (Phase 1A and 1B)			
69659001	South Coast Greenways Trail Phase 1A (Shell Point Rd. to 19th Ave.)	$2,574,589	Sep-22
69659002	South Coast Greenways Trail Phase 1B (Ruskin)	2,809,915	Jul-24
	Sub Total	$5,384,504	
	Completed and Cancelled Subprojects Prior to FY 22	$1,132	
	Future Funding (To Be Determined)	$1,369,357	
	Total South Coast Greenway Trail Ruskin Gap (Phase 1A and 1B)	**$6,754,992**	

TRANSPORTATION PROGRAM MASTER PROJECTS

Sub-Project #	Sub-Project Title	Cost Estimate	Estimated Completion Date
C69639000 - Sun City Center Pedestrian Mobility			
69639002	Cypress Village Blvd. Mobility Improvements	$995,599	Apr-22
69639003	Upper Creek Drive Mobility Improvements	717,250	Apr-22
69639004	N. Pebble Beach Blvd. Mobility Improvements	877,240	Apr-22
69639005	El Rancho Drive Mobility Improvements	210,086	Apr-22
69639006	Rickenbacker Drive Mobility Improvements	551,006	Apr-22
69639007	Cortaro Drive Mobility Improvements	225,229	Jun-24
69639008	SR 674/ Sun City Center Blvd. Multi-Use Path Mobility Improvements	3,553,173	Jun-24
	Sub Total	$7,129,583	
	Completed and Cancelled Subprojects Prior to FY 22	$191,366	
	Future Funding To be Determined	$247,411	
	Total Sun City Center Pedestrian Mobility	**$7,568,359**	
C69635000 - Transportation Utility Allocation			
69635001	Bell Shoals Road: Knowles Rd To Boyette Road (Utility Allocation)	$4,720,436	Nov-22
69635002	Front St & Valrico Rd N. (Utility Allocation)	100,000	Dec-22
69635003	Citrus Park Drive Extension - Sheldon Dive to Countryway Blvd (Utility Allocation)	5,404,577	Nov-21
	Sub Total	$10,225,013	
	Completed and Cancelled Subprojects Prior to FY 22	$1,125,996	
	Available for Future Projects	$485,242	
	Total Transportation Utility Allocation	**$11,836,251**	
C69654000 - University Area Transportation Improvements			
69654000	University Area Transportation Improvements (CIT)	$62,307,307	TBD
	Sub Total	$62,307,307	
	Completed and Cancelled Subprojects Prior to FY 22	$0	
	Available for Future Projects	$31,029,650	
	Total University Area Transportation Improvements	**$93,336,957**	

WATER ENTERPRISE PROGRAM MASTER PROJECTS

Sub-Project #	Sub-Project Title	Cost Estimate	Estimated Completion Date
C31979000 - Countywide Non-Urgent Facility R&R			
3197900000	Project Development, Management & Oversight	$4,141,163	Various
3197917013	Twiggs Hardening Study and Design	TBD	Jul-21
3197920001	CWTF Security Camera Upgrade	TBD	Feb-21
3197920003	BSOC Space Planning, Workstations and IIO Communications	TBD	Jun-21
3197921001	PRF WRD Buildings Renovation	TBD	Jun-21
	Sub Total	$4,141,163	
	Sub-Projects Completed Prior to FY22	$2,271,648	
	Available for Future Projects	$5,846,971	
	Countywide Non-Urgent Facility R&R Total	**$12,259,782**	
C31977000 - Countywide Potable Water Transmission & Distribution System			
3197700000	Project Development, Management & Oversight	$18,206,887	Various
3197716001	Avista Water Main Replacement	53,298	Oct-21
3197718005	PSOC Water Supply - Change from City of Tampa to Hillsborough County	187,673	Jan-21
3197718006	Pebble Creek - Second Meter Connection with City of Tampa	118,626	Jul-20
3197719002	Lakeview Line Extension	TBD	Jun-21
3197720001	FY20 Back Flow Installation	5,858	Dec-20
3197720003	2nd St Bridge AC Main Replacement	TBD	Jun-21
3197720008	FY20/21 Countywide Fire Hydrant Replacement	TBD	Mar-21
3197720009	Lella Avenue WM Extension	TBD	Jun-21
	Sub Total	$18,572,341	
	Sub-Projects Completed Prior to FY22	$10,845,271	
	Available for Future Projects	$127,640,999	
	Countywide Potable Water Transmission & Distribution System Total	**$157,058,611**	
C10171000 - Countywide Wastewater Collection and Transmission System			
1017100000	Project Development, Management & Oversight	$13,485,928	Various
1017119001	Rocky Creek Dr. Wastewater Expansion	3,668,988	Apr-21
1017118005	Countywide FM Valve Replacement Ph3	2,030,120	Mar-21
1017117001	Tanglewood FM replacement	TBD	Sep-24
1017119003	East Chelsea PS Forcemain Connection	525	Jan-22
1017118006	Comanche Gravity Line Replacement	88,533	Feb-20
1017118004	SS Manhole Inflow Protector Inserts	729,493	Apr-21
1017119002	Framingham-Waterville FM Replacement	17,163	Mar-21

WATER ENTERPRISE PROGRAM MASTER PROJECTS

Sub-Project #	Sub-Project Title	Cost Estimate	Estimated Completion Date
1017119009	Clifton PS Force Main	76,510	Aug-20
1017119015	Handy Rd Gravity Main Repair	473,273	Mar-20
1017120006	Williams Rd Force Main to City of Temple Terrace	TBD	Apr-21
1017120005	Wastewater Pipeline Sliplining FY20	TBD	May-21
1017120007	Sawyer Rd Force Main from W Hillsborough Ave to W Comanche Ave	TBD	Jun-21
1017119004	Countywide Manhole Rehab FY19	950,703	Nov-20
1017120001	Manhole Inspection & Rehabilitation Program FY20	387,103	Nov-20
1017119008	Flow Meter & Rain Gauge Installation	383,919	Nov-20
1017119014	Burke St Gravity Main Replacement	159,462	Jan-23
1017120013	East Chelsea Gravity System Improvement	TBD	Feb-21
1017121001	Emergency Samara Drive Emergency Lateral Replacements	TBD	Jun-21
1017121002	Emergency Sun City Manhole Rehabilitation	TBD	Jun-21
	Sub Total	$22,451,721	
	Sub-Projects Completed Prior to FY22	$7,137,473	
	Available for Future Projects	$152,176,596	
	Countywide Wastewater Collection and Transmission System Total	**$181,765,790**	
C10138000 - Countywide Wastewater Pump Stations R&R			
1013800000	Project Development, Management & Oversight	$60,015,989	Various
1013818004	Control panel costs associated with the PS Electrical Panel Upgrades Project	TBD	Apr-21
1013818005	CEI for PUMP STATION ELECTRICAL PANEL/SCADA UPGRADES	1,911,604	Apr-21
1013818006	PUMP STATION ELECTRICAL PANEL/SCADA UPGRADES	11,037,589	Apr-21
1013818014	PUMP STATION FALL HAZARD INSTALL	283,644	Jan-23
1013816011	Plantation #1 Pump Station Rehab	304,650	Nov-19
1013820051	Big Bend E PS Rehab WO # 2041224	TBD	Jun-21
1013820052	Big Bend West Pump Station Rehab WO # 2047110	TBD	Jun-21
1013821001	Dale Mabry/McDonald's Pump Station Rehab	TBD	Jun-21
	Sub Total	$73,553,478	
	Sub-Projects Completed Prior to FY22	$21,409,821	
	Available for Future Projects	$62,085,879	
	Countywide Wastewater Pump Stations R&R Total	**$157,049,178**	
C10768000 - Low Pressure Sewer System (LPSS)			
1076800000	Project Development, Management & Oversight	$15,849,022	Various
1076819009	101 E. North Branch Road, Ruskin	26,587	Nov-19

WATER ENTERPRISE PROGRAM MASTER PROJECTS

Sub-Project #	Sub-Project Title	Cost Estimate	Estimated Completion Date
1076819010	230 TECO Road, Ruskin	34,175	Feb-20
1076819012	305 Canal Street, Ruskin	3,434	Oct-19
1076819014	102 E. North Branch Road, Ruskin	25,345	Oct-19
1076819006	3209 W. Shellpoint Road	23,936	Nov-19
1076819016	302 4th Ave. SW, Ruskin	26,793	Nov-19
1076819018	819 White Heron Boulevard, Ruskin	27,279	May-20
1076819019	913 Lytle St. SW, Ruskin	25,435	Nov-19
1076819021	309 12th St. SW, Ruskin	5,699	Jun-20
1076819022	207 6th Ave. SW, Ruskin	5,215	Jun-20
1076819023	106 5th Ave. SE, Ruskin	5,242	May-20
1076819024	201 5th Ave. SW, Ruskin	5,860	Feb-20
1076819025	2310 7th St. SW, Ruskin	TBD	Jun-20
1076819026	804 Blue Heron Blvd, Ruskin	5,054	Jun-20
1076819027	820 Blue Heron Boulevard, Ruskin	TBD	Jun-20
1076819029	502 Manatee Drive, Ruskin	TBD	Jun-20
1076819032	721 Ornelda St. SW	25,805	Nov-19
1076819031	1401 13th St. SW	TBD	Oct-19
1076819033	6213 Edina Street	28,295	Feb-20
1076819035	707 Ornelda St. SW	5,448	Mar-20
1076819036	5910-A Aley St	26,662	Jun-21
1076820001	1206 Chesterfield Avenue, Ruskin	26,704	Apr-20
1076820002	806 6th Ave. SW, Ruskin	26,775	Apr-20
1076820003	605 11th St. Sw, Ruskin	27,368	Apr-20
1076820004	711 Oak St. SW, Ruskin	26,984	Apr-20
1076820005	1416 Deirdre Drive, Ruskin	27,394	Apr-20
1076820006	202 13th St. NW, Ruskin	26,974	May-20
1076818052	211 Railroad Street, Wimauma	25,309	Feb-20
1076818053	1601 2nd St. SE, Ruskin	25,307	Feb-20
1076818058	107 E N Branch Rd, Ruskin	24,659	Feb-20
1076820007	223 13th St NW, Ruskin	27,360	Apr-20
1076818055	1512 8th St SW Ruskin	27,069	Jun-20
1076820008	5921 Aley St., Wimauma	TBD	Feb-21
1076820009	5807 Bassa St., Wimauma	28,316	May-20
1076820010	306 4th Ave. SW, Ruskin	TBD	Jun-20
1076820012	5206 SR 674, Wimauma	TBD	Feb-21

WATER ENTERPRISE PROGRAM MASTER PROJECTS

Sub-Project #	Sub-Project Title	Cost Estimate	Estimated Completion Date
1076820013	715 2nd Ave. NW, Ruskin	TBD	Jun-21
1076820014	301 N. Canal Street, Ruskin	TBD	Jun-21
1076820023	807 10th St. SW, Ruskin	TBD	Jun-21
1076820018	3405 W. Shellpoint Rd, Ruskin	TBD	Jun-21
1076820019	404 4th St., Wimauma	TBD	Jun-21
1076820020	509 E. Shellpoint Rd, Ruskin	TBD	Jun-21
1076820022	305 Campus Drive, Ruskin	TBD	Jun-21
1076820021	2127 Roosevelt St, Wimauma	TBD	Jun-21
1076821001	505 7th St. SW, Ruskin	TBD	Jun-21
1076821004	508 W. College Drive, Ruskin (Repair)	TBD	Jun-21
1076821002	89 8th St. NE, Ruskin	TBD	Jun-21
1076821003	624 Ocean Mist Drive, Ruskin	TBD	Jun-21
1076821005	1004 Circle Drive, Ruskin (Repair)	TBD	Jun-21
1076821006	304 4th Ave. NW, Ruskin	TBD	Jun-21
1076821007	605/609 2nd St. NE, Ruskin	TBD	Jun-21
1076821008	1715 7th St. SW, Ruskin	TBD	Jun-21
	Sub Total	$16,475,508	
	Sub-Projects Completed Prior to FY22	$2,980,009	
	Available for Future Projects	$3,199,999	
	Low Pressure Sewer System (LPSS) Total	**$22,655,516**	
C10310000 - LPSS SCADA System Replacement			
10310000	Project Development, Management & Oversight	$3,000,000	Various
TBD	TBD	TBD	TBD
	Sub Total	$3,000,000	
	Sub-Projects Completed Prior to FY22	$0	
	Available for Future Projects	$0	
	LPSS SCADA System Replacement Total	**$3,000,000**	
C30116000 - Potable Water Treatment Plant R&R			
30116000	Project Development, Management & Oversight	$14,658,574	Various
3011613016	Countywide E&I CEI Services for WORCS Projects	TBD	Dec-21
3011617007	Lithia Eyewash Station Replacement	37,842	Mar-21
3011619001	Fawn Ridge Pump Header Valve Replacements	TBD	Jun-21
3011619002	Lake Park Suction Pump Header Yard Piping Replacement	TBD	Jun-21

WATER ENTERPRISE PROGRAM MASTER PROJECTS

Sub-Project #	Sub-Project Title	Cost Estimate	Estimated Completion Date
3011619003	Lake Park Replacement of Pumps and VFDs	TBD	Jun-21
	Sub Total	$14,696,416	
	Sub-Projects Completed Prior to FY22	$6,989,059	
	Available for Future Projects	$53,800,001	
	Potable Water Treatment R&R Total	**$75,485,476**	
C31978000 - Public Utilities Telemetry / Data Network and Support Program			
31978000	Project Development, Management & Oversight	$2,734,928	Various
3197820001	VT SCADA Conversion	336,172	Jun-21
	Sub Total	$3,071,100	
	Sub-Projects Completed Prior to FY22	$4,540,121	
	Available for Future Projects	$5,500,000	
	Public Utilities Telemetry / Data Network and Support Program Total	**$13,111,221**	
C10795000 - Reclaimed Water Pump Station & Remote Telemetry Monitoring			
1079500000	Project Development, Management & Oversight	$1,951,543	Various
1079515017	Valrico Reclaimed PS Tie Breaker and Backup Power	125,430	Oct-21
1079516010	Reclaimed Water PLC/Radio Replacement	1,232,178	Jan-21
1079517001	National Gypsum Meter Replacement	3,720	Aug-21
1079517002	Cargill Meter Replacement	3,615	Aug-21
1079517003	South County AWT Reclaim Valve Actuators Replacement	79,053	Jan-22
1079517004	South County Jockey Check Valve Replacement	TBD	Jul-21
1079517005	Westchase GC Meter Replacement	2,845	Jul-21
1079517008	16-inch Reclaimed Water Valve Replacement	25,566	Jan-22
1079518007	Valrico Pond Augmentation	76,792	Oct-21
1079518009	Valrico AWT EVA 16 Replacement	TBD	Dec-21
	Sub Total	$3,500,743	
	Sub-Projects Completed Prior to FY22	$2,392,001	
	Available for Future Projects	$6,300,000	
	Reclaimed Water Pump Station and Remote Telemetry Monitoring Total	**$12,192,744**	
C19017000 - Reclaimed Water Transmission Main Extensions to New and Existing Customers			
1901700000	Project Development, Management & Oversight	$2,766,771	Various
1901717002	RWTM to Summerfield Sports Complex	157,756	Nov-19
1901799999	Sub-Projects Completed Prior to FY19	558,579	Various

WATER ENTERPRISE PROGRAM MASTER PROJECTS

Sub-Project #	Sub-Project Title	Cost Estimate	Estimated Completion Date
	Sub Total	$3,483,106	
	Sub-Projects Completed Prior to FY22	$558,579	
	Available for Future Projects	$5,238,888	
	Reclaimed Water Transmission Main Extensions to New and Existing Customers Total	**$9,280,573**	
C10745000 - Regional Wastewater Treatment Plant R&R			
1074500000	Project Development, Management & Oversight	$39,692,540	Various
1074513071	Countywide WORCS CEI Services Electrical / I&C	63,581	Feb-22
1074516014	Valrico Water Reuse System Rehab	127,122	Oct-21
1074516039	Countywide WORCS 10 Contract	TBD	Feb-22
1074517008	Falkenburg Automatic Transfer Switch Tie-in	150,704	Mar-23
1074518002	Van Dyke Aerator Sump Pump for Oil and Grease	1,875	Nov-21
1074518003	Valrico WAS and Clarifiers Valves Pakscan Bypass	559,190	Nov-21
1074518025	BMF Centrifuge Conveyor Rehabilitation	6,748	Nov-20
1074519001	Falkenburg AWT Drain Station Rehabilitation	260,482	Feb-21
1074519002	Van Dyke Reject System Rehabilitation and Reconfiguration	TBD	Mar-21
1074520011	Van Dyke WWTP SHT Grinder Installation	TBD	Jun-21
1074521002	PRF Falkenburg GST Waste Activated Sludge Structural Rehabilitation	TBD	Jun-21
1074520004	Falkenburg WAS Pad Reclaimed Water Pipe Improvement	41,259	Jun-21
	Sub Total	$40,903,500	
	Sub-Projects Completed Prior to FY22	$16,986,896	
	Available for Future Projects	$76,463,742	
	Regional Wastewater Treatment Plant R&R Total	**$134,354,137**	
C32017000 - Service Area Purchases			
32017000	Project Development, Management & Oversight	$33,000,000	Various
TBD	TBD	TBD	TBD
	Sub Total	$33,000,000	
	Sub-Projects Completed Prior to FY22	$0	
	Available for Future Projects	$0	
	Service Area Purchases Total	**$33,000,000**	
C31945000 - Utility Relocation			
3194500000	Project Development, Management & Oversight	$37,294,990	Various
3194514003	SR 574 (Mlk Blvd) From E of Kingsway Rd to E of McIntosh Rd	87,285	Oct-21

WATER ENTERPRISE PROGRAM MASTER PROJECTS

Sub-Project #	Sub-Project Title	Cost Estimate	Estimated Completion Date
3194514004	Williams Rd. & Columbus Rd. Storm Repair from PUD Project	18,000	Oct-21
3194517001	FPID #434848 Water Main Utility Relocation & US 41 AC Pipe Replacement Project Delivery	261,710	Jun-22
3194516002	Bell Shoals Road Widening	TBD	Jun-22
3194515003	US 301 - Balm Road to SR 674	1,492,275	May-22
3194513014	SR 60 (Adamo Dr.) From E. of US 301 to W. of Falkenburg Rd	187,340	Feb-22
3194514011	Lithia Pinecrest Rd. & Lumsden - Intersection Improvements	198,145	Nov-20
3194516009	2nd Street Bridge Replacement	TBD	Oct-21
3194517006	CIP 46139.035 Wooten Rd. Drainage Improvements	TBD	Oct-21
3194517007	FPID #435750-1-52-01 SR60 Valrico Rd. to Dover Rd. Project Delivery	160,860	Oct-21
3194517008	FPID #436495-1-52-01 SR674 Commercial Center Dr. to US 301 Project Delivery	198,004	Oct-21
3194517009	FPID #434848 UWHCA US 41 Improvements	TBD	Oct-21
3194517010	FPID #436495 UWHCA SR674 Commerical Center Dr. to US 301	419,063	Oct-21
3194517011	FPID #430502-2 Big Bend Rd. E of Dickman Rd. to Wyandotte Rd	29,310	Oct-21
3194519001	Regents Park 12" Water Main Relocation	34,007	Jun-21
3194519002	Front St @ Valrico Rd Utility Relocation	57,023	Aug-21
3194519004	John Moore Rd @ Windy Circle Utility Relocation	TBD	Dec-21
3194519005	FPID 428955 I-75 @ SR 60 Utility Removal	TBD	Dec-21
3194519006	Madison Ave. (US 41 to 78th St.) Utility Relocation	TBD	Dec-21
3194519007	Davis St. @ Anna St. Utility Relocation	TBD	Dec-21
3194519013	Citrus Park Drive Extension Sheldon Rd to Countryway Blvd	TBD	Oct-22
3194519009	Big Bend Rd. @ Lovers Lane Utility Relocation	44,990	Jun-21
3194519010	Hillsborough Ave (Memorial Hwy/Sheldon Rd to Himes) Utility Relocation	TBD	Jun-21
3194519011	Big Bend Rd. (Covington Garden Dr. to Simmons Loop Rd.) Utility Relocation	TBD	Jun-21
3194519012	Robin Hill Circle Utility Relocation	TBD	Jun-21
3194520010	6th St. SE at 14th Ave. Utility Relocation	TBD	Feb-21
3194521001	PW Big Bend Rd. Widening	TBD	Jun-21
3194519003	Waterset Big Bend Rd Reclaim Main Tie-in	128,308	Dec-21
	Sub Total	$40,611,309	
	Sub-Projects Completed Prior to FY22	$20,330,988	
	Available for Future Projects	$113,544,345	
	Utility Relocation Total	**$174,486,643**	

TRANSPORTATION PROGRAM SUPPLEMENT
DEVELOPMENTS OF REGIONAL IMPACT (DRI)
CAPITAL PROJECTS MANAGED BY PRIVATE SECTOR

DRI #	Development Name	Project Name	Project Description	Estimated Completion Date (*)
Active Projects:				
266	Waterset (fka Wolf Creek Branch)	24th St	Extend 2-lane road from 19th Ave to Big Bend Road	Mar-27
		30th St	Extend 2-lane road from 19th Ave to Waterset Blvd	Sep-23
		Covington Garden	Extend 2-lane road from Waterset Blvd to current terminus	Dec-22
		Avenue A (Covington Garden)	Extend 2-lane road from Waterset Blvd to W project boundary	Dec-23

(*) The projects related to Developments of Regional Impact (DRI's) are subject to the timing of development within a project. Therefore, dates are estimates only.

DEFINITIONS

ADA – Americans with Disabilities Act. There are projects in this document which specifically address ADA compliance. These projects enable handicapped access to County facilities.

AD VALOREM TAX - A tax levied in proportion (usually millage rates) to the assessed value of the property on which it is levied.

ALL YEARS BUDGET - Budgeting and reporting grant and capital project appropriations and expenditures from grant or project inception through the desired reporting period, as opposed to budgeting and reporting on a fiscal year basis. As a result, each year's budget only reflects that year's changes in funding, such as additional funds being added to a project budget or unneeded funds being subtracted from the budget.

APPROPRIATION - The legal authorization of funds granted by a legislative body, such as Hillsborough County's Board of County Commissioners, to make expenditures and to incur obligations for specific purposes. An appropriation is usually limited in amount and time duration. It is the act of appropriation that funds a budget.

BEGINNING FUND BALANCE - The Ending Fund Balance of the previous period. (See Ending Fund Balance definition.)

BOCC - Hillsborough County Board of County Commissioners

BOND - Written evidence of the issuer's obligation to repay a specified principal amount on a certain date (maturity date), together with interest at a stated rate, or according to a formula for determining that rate.

BUDGET FY 23 - Funds authorized by the BOCC for fiscal year 2023.

CAPITAL BUDGET - The financial plan of capital project expenditures for the fiscal year beginning October 1. It incorporates anticipated revenues and appropriations included in the first year of the five or six-year Capital Improvement Program (CIP). The Capital Budget is adopted by the BOCC as a part of the annual County Budget.

CAPITAL IMPROVEMENTS ELEMENT (CIE) - An element of the Comprehensive Plan which identifies the revenues, costs, and location of the six public facility types required by concurrency: Parks, Solid Waste, Stormwater, Transportation, Water, and Wastewater based on service level standards and the land use plan adopted by the BOCC.

CAPITAL IMPROVEMENT PROGRAM (CIP) - The financial plan of approved capital projects, their timing, and cost over a six-year period in the first year of a biennial budget, and over a five-year period in the second year of a biennial budget. The CIP is designed to meet County infrastructure needs in a responsive and efficient manner. It includes projects which are, or will become the property of Hillsborough County, as well as, projects that although are not owned by the County, will be part of a joint project agreement.

CAPITAL PROJECT - Funds budgeted/expended for the acquisition, construction, reconstruction, initial fixtures and equipment, renovation, rehabilitation, and replacement of a facility or a major component of a facility, with a life expectancy of at least five years, and any land, design, feasibility studies, engineering studies, and engineering costs related thereto. To be included in the CIP, a project must have a definite scope of work, timeframe, and cost estimate.

COMMUNITY INVESTMENT TAX (CIT) - A discretionary half cent sales surtax approved by the voters to finance general government, public safety, educational and other facilities in Hillsborough County and the cities of Tampa, Plant City and Temple Terrace.

DEBT SERVICE – Dollars required to re-pay funds borrowed by means of issuance of bonds or through a bank loan. The components of debt service typically include an amount to repay a portion of the

principal amount borrowed as well as interest on the remaining outstanding (unpaid) principal balance.

DEFEASANCE - is a financing tool by which outstanding bonds may be retired without a bond redemption or implementing an open market buy-back. Cash is used to purchase government securities. The principal of and interest earned on the securities are sufficient to meet all payments of principal and interest on the outstanding bonds as they become due. If the defeasance is consistent with generally accepted accounting principles and complies with the outstanding bond document requirements, the bonds will no longer treated as debt for accounting purposes nor for purposes of computing any statutory or constitutional debt limitation.

DEVELOPMENT OF REGIONAL IMPACT (DRI) - A property development of large size which, based on state mandated thresholds is likely to impact more than one county.

ELAPP – Environmental Lands Acquisition and Protection Program.

ENCUMBRANCE - Legal commitment of budgeted funds set aside for the payments of outstanding contractual obligations.

ENDING FUND BALANCE - Funds carried over at the end of the fiscal year. Within a fund, the revenue on hand at the beginning of the fiscal year plus revenues received during the year less expenses equals ending fund balance.

ENTERPRISE FEES – Enterprise fees are charges for services imposed on users of facilities of the two programs funded through enterprise funds - Solid Waste and Water/Wastewater/Reclaimed Water. Use of these revenues is restricted to operating, maintaining or building new infrastructure for the respective service for which the fee is being collected.

ENTERPRISE FUND - A fund used to account for operations that are financed and operated in a manner similar to private business enterprises wherein the stated intent is that the costs (including depreciation) of providing goods and services be financed from revenues recovered primarily through user fees.

FISCAL YEAR 2023 (FY 23) - The 12-month fiscal period beginning October 1, 2022 and ending September 30, 2023. It can also be referred to or shown as FY 23.

FUND - An accounting entity used to record cash and other financial resources as well as an offsetting amount of liabilities and other uses. The resources and uses are segregated from other resources and uses for the purpose of carrying on specific activities or attaining specific objectives in accordance with special regulations, restrictions, or limitations.

FUTURE - Capital funding requirement identified for a project beyond the CIP FY 23 – FY 27 planning horizon.

GENERAL REVENUES - This revenue category includes funding from ad valorem taxes, communication services tax, state revenue sharing and half-cent local government sales tax.

IMPACT FEES - A type of charge for services which is assessed on new construction in order to support specific new demands on a given type of infrastructure, e.g., transportation, schools, parks, and fire protection.

INFRASTRUCTURE - Infrastructure is a permanent installation such as a building, road, or water transmission system that provides public services.

LEVEL OF SERVICE - An indicator of the extent or degree of service provided by or proposed to be provided by a facility included in the Capital Improvements Element (CIE) of the Comprehensive Plan

based on and related to the operational characteristics of the facility. The six public facility types in the Capital Improvements Element of the Comprehensive Plan are: Parks, Solid Waste, Stormwater, Transportation, Water, and Wastewater. The Level of service shall indicate the capacity per unit of demand for each public facility. (FL Administrative Code, Rule 9J-5.003 (47), Vol. 4, Page 973).

LEVEL OF SERVICE IMPACT - Impact on adopted levels of service of the six types of facilities in the Capital Improvements Element (CIE) are coded as follows: (M) the repair, remodeling, renovation or replacement of an existing County facility that will maintain levels of service in the Comprehensive Plan; (E) construction of a new facility or expansion of an existing facility that will reduce deficiencies in the levels of service in the Comprehensive Plan; (F) construction of a new facility or expansion of an existing facility is needed to meet levels of service from new development; (N/A) indicates the project or facility type is not covered by the CIE.

MASTER ACCOUNT - A Master Account is an account that is funded to repair and or replace equipment at various locations within the Water, Wastewater and Reclaimed Water Programs. The anticipated dollars associated with the repair and replacement of equipment at various facilities are grouped according to types and placed in a master account to allow for a more efficient method of handling repair and replacement needs as they arise. Needs are identified at the beginning of the year and are then prioritized throughout out the year to insure that the system is in good working condition.

MILL - A mill is .001 of one dollar, or 1/10th of one cent per dollar.

MILLAGE RATE - A rate per one thousand dollars of taxable property value which, when multiplied by the taxable value, yields the property tax billing for a given parcel.

MISCELLANEOUS (FUNDING SOURCE) - Revenues other than those received from standard sources such as taxes, licenses and permits, grants, and user fees.

MOBILITY FEES – Mobility Fees are a one-time charge on new development to pay for offsite transportation improvements that are necessitated by new development. On April 26, 2016 the Board of County Commissioners adopted the Mobility Fee Ordinance that would replace the current transportation impact fees and transportation concurrency. The Mobility Fee Program became effective January 1, 2017.

MUNICIPAL SERVICES TAXING UNIT (MSTU) - The taxing district which is comprised of all of the unincorporated area of the County. It provides services typically provided by a municipality (e.g., Sheriff's patrol, paramedic services, fire protection, parks and recreation, code enforcement, and road network maintenance) to the residents and businesses in the unincorporated area. The services are financed primarily by an ad valorem tax levied on all taxable property located in the unincorporated area.

NEW PROJECT - A capital project that has not been previously approved by the Board of County Commissioners.

OPERATING COST IMPACT – Unless otherwise stated the operating cost impact reflected on the project's detail page represents the estimated additional annual recurring cost of maintaining the new facility / infrastructure, including any additional personnel required to operate the new facility.

PD&E - The Preliminary Design and Engineering (PD&E) phase of a project consist of studies that provide a project scope and schedule together with its estimated costs, benefits and alternative analysis. The study includes safety considerations, cost benefit analysis and environmental studies consistent with the County's Strategic Plan and

Capital Improvement Element. This project phase includes required public meetings to determine the impact to the community.

PRE-PD&E PROJECTS – Capital projects that have not completed Preliminary Design and Engineering. It is after PD&E that the general scope and land requirements have been identified in sufficient detail to develop sound cost and project duration estimates. As a result, the cost and date estimates associated with projects classified as pre-PD&E are still tentative and subject to change.

PRIOR FUNDING / PRIOR EXPENSES – As of the FY 16 – FY 21 CIP, all programs have been converted to annual budgeting vs. all-years budgeting that has been used in the past. Since all programs have converted to annual budgeting, this column contains an estimate of total sources or total expenditures from project inception through September 30, 2022.

POST-PD&E PROJECTS – Capital projects that have completed Preliminary Design and Engineering (PD&E). It is after PD&E that the general scope and land requirements have been identified in sufficient detail to develop sound cost and project duration estimates. As a result, the cost and date estimates associated with projects classified as post-PD&E are more definitive and represent the information against which project progress is measured.

PROJECT COMPLETION DATE - This is the date the project will be available to the user for its intended purpose but there may be some outstanding financial issues pending such as outstanding invoices, contractual or legal disputes.

PROJECT DESCRIPTION - Brief explanation of each project's purpose and work scope.

RESERVES AND REFUNDS - Included in this category are funds required to meet both anticipated and unanticipated needs: the balance of anticipated earmarked revenues not required for operation in the budget year; estimated reimbursements to organizations, state, or federal governments for revenues received and not spent, and those required to be set aside by bond covenants.

SWFWMD - Southwest Florida Water Management District

TEA-21 - Transportation Equity Act for the 21st Century. Federal program which provides federal funds to assist local jurisdictions with their transportation improvements. Formerly known as ISTEA.

TRANSFERS - Due to legal or other restrictions, monies collected in one fund may need to be expended in other funds. A transfer is accomplished through Transfers-In (a source of funds) for the recipient fund and an equal Transfer-Out (a use of funds) for the donor fund. When a transfer occurs between different funds, it is known as an Interfund Transfer. When it occurs between the restricted and unrestricted portions of the same fund, it is known as an Intrafund Transfer.

USER FEES - Charges for a specific governmental service that cover the cost of providing that service to the user, such as building permits, animal license fees and park fees.

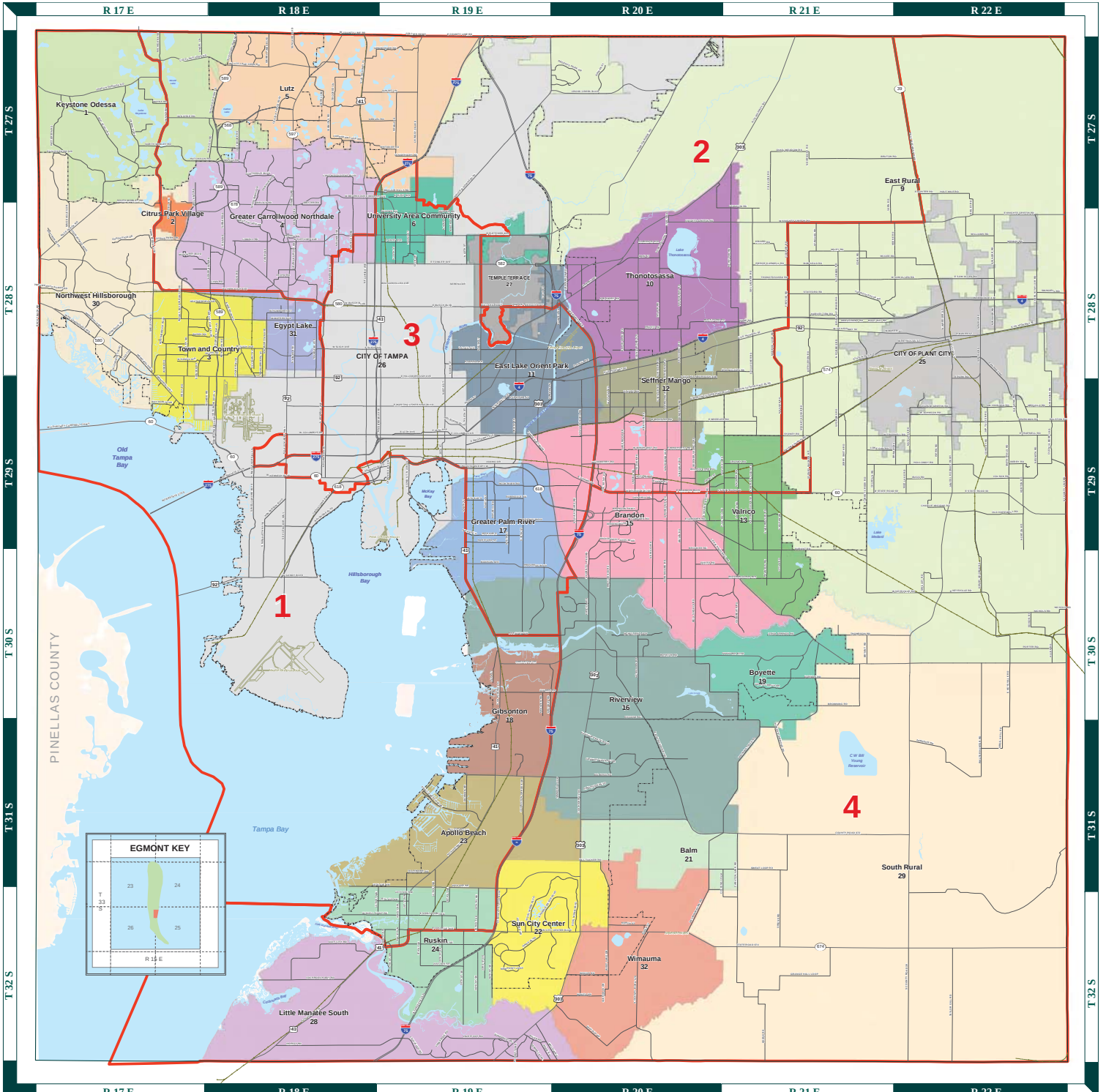

PLANNING AREAS WITH COMMISSIONER DISTRICTS

Hillsborough County, Florida

601 E. Kennedy Blvd
Tampa, Fl 33602
(813) 272-5810
printroom@hillsboroughcounty.org

Legend

Planning Areas
- Apollo Beach, 23
- Balm, 21
- Boyette, 19
- Brandon, 15
- Citrus Park Village, 2
- East Lake Orient Park, 11
- East Rural, 9
- Egypt Lake, 31
- Gibsonton, 18
- Greater Carrollwood Northdale, 4
- Greater Palm River, 17
- Keystone Odessa, 1
- Little Manatee South, 28
- Lutz, 5
- Northwest Hillsborough, 30
- Riverview, 16
- Ruskin, 24
- Seffner Mango, 12
- South Rural, 29
- Sun City Center, 22
- Thonotosassa, 10
- Town and Country, 3
- University Area Community, 6
- Valrico, 13
- Wimauma, 32

County Commission Districts
- 1

Urban Service Area Boundary

Incorporated Areas
- Tampa, 26
- Plant City, 25
- Temple Terrace, 27

N

0 1 2 3 Miles

Locator Map

Planning Areas April 2012

NOTE: Every reasonable effort has been made to assure the accuracy of this map. Hillsborough County does not assume any liability arising from use of this map. THIS MAP IS PROVIDED WITHOUT WARRANTY OF ANY KIND, either expressed or implied, including, but not limited to, the implied warranties of merchantability and fitness for a particular purpose.

SOURCE: This map has been prepared for the inventory of real property found within Hillsborough County and is compiled from recorded deeds, plats, and other public records; it has been based on BEST AVAILABLE data.

Users of this map are hereby notified that the aforementioned public primary information sources should be consulted for verification of the information contained on this map.

Author: Ralph E. Spaights
File Name: ..Proj\PlanningAreaDistricts\BudgetPlanAreas_EL.mxd
Date: April 5, 2012

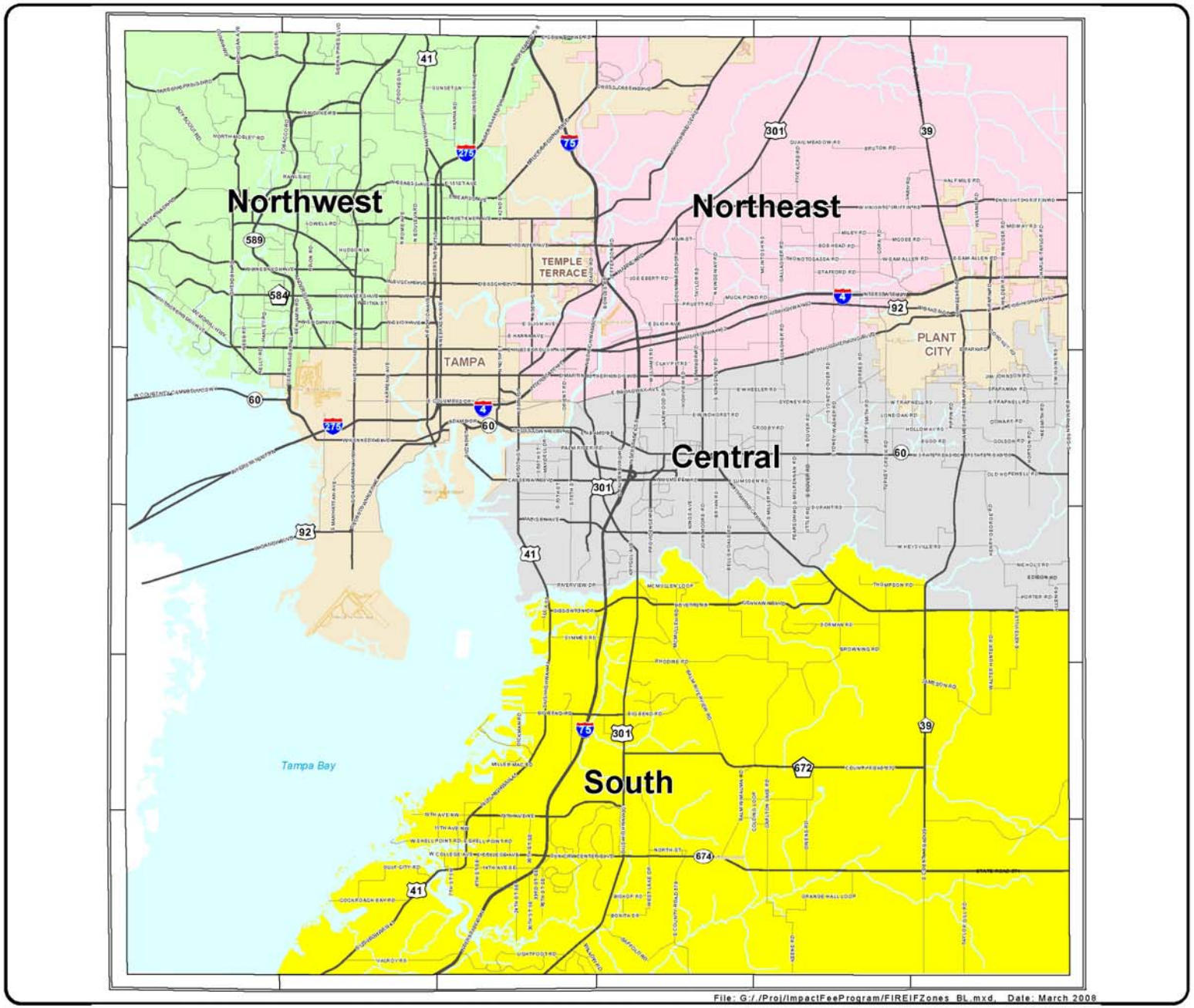

Hillsborough County
FIRE
IMPACT FEE ZONES

2008

Impact Fee Zones

FIRE

- Central
- Northeast
- Northwest
- South
- Incorporated Areas

N

5 2.5 0 5 Miles

Hillsborough County
Florida

Administrative Services Division

Planning & Growth Management Department.

IMPACT FEE PROGRAM

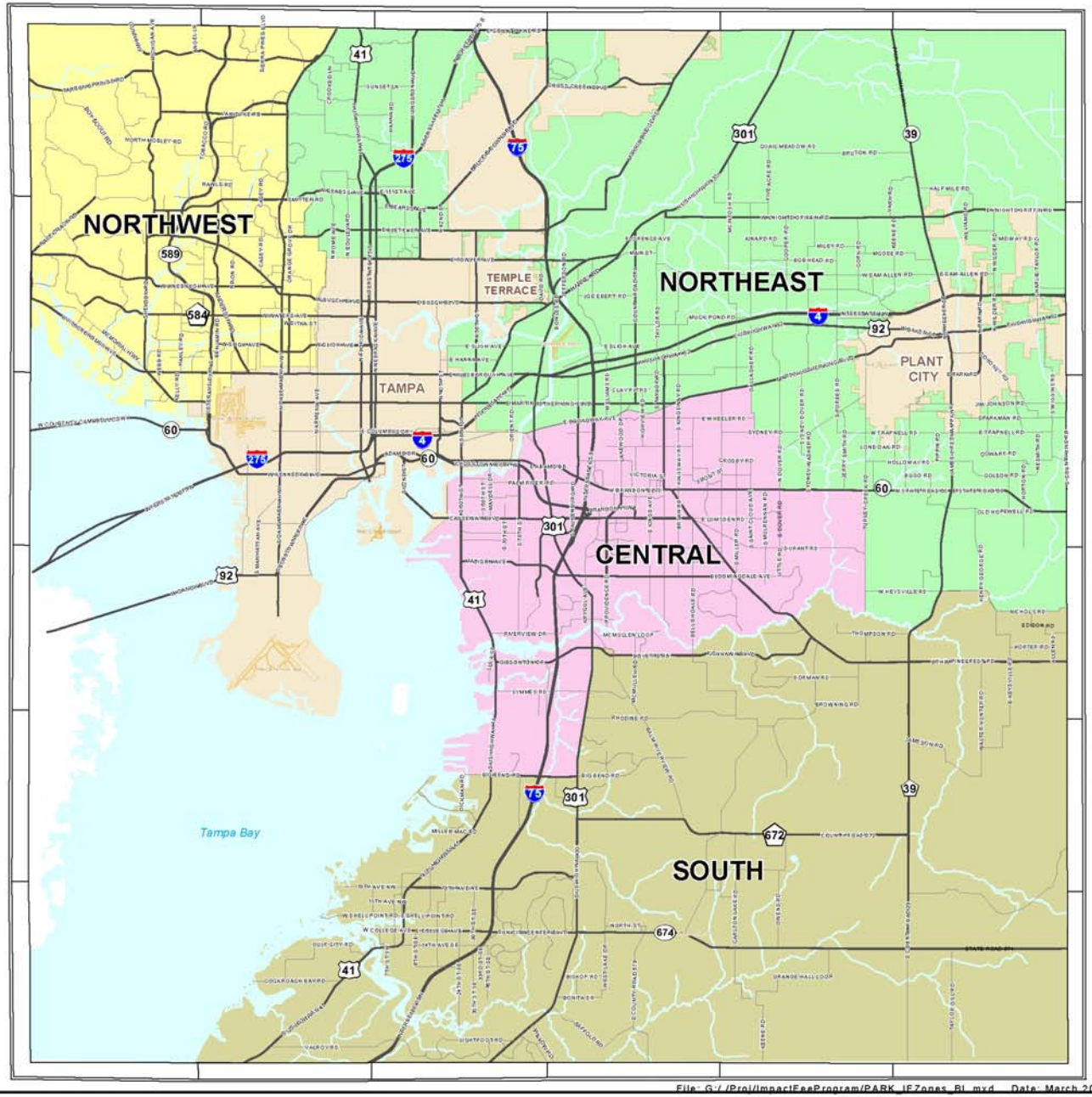

Hillsborough County
PARK
IMPACT FEE ZONES

2008

Impact Fee Zones

PARK

- CENTRAL
- NORTHEAST
- NORTHWEST
- SOUTH
- Incorporated Areas

N

5 2.5 0 5 Miles

Hillsborough County
Florida

Administrative Services Division

Planning & Growth Management Department.

IMPACT FEE PROGRAM

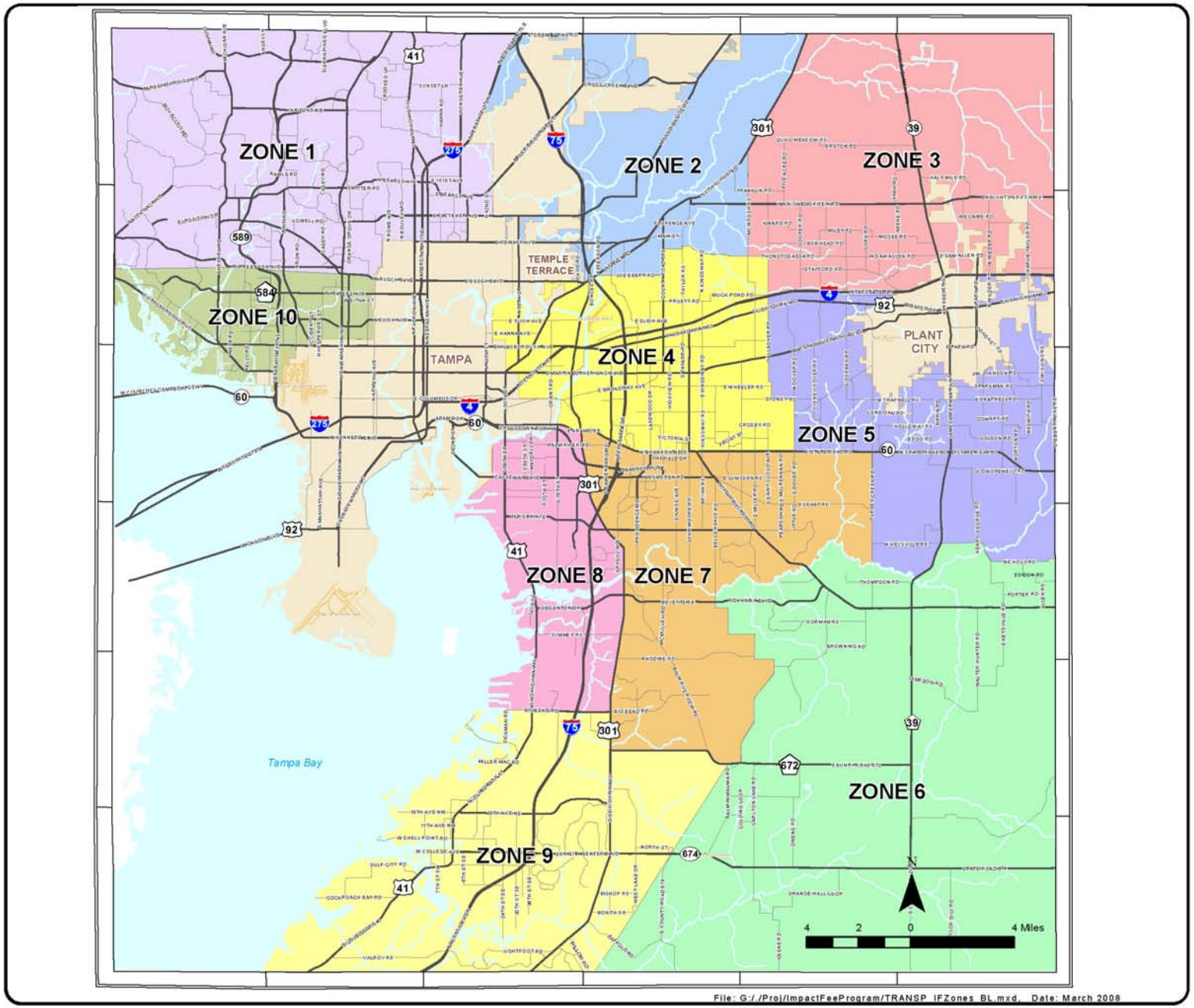

Hillsborough County
TRANSPORTATION IMPACT FEE ZONES

2008

Impact Fee Zones
TRANSPORTATION

- ZONE 1
- ZONE 10
- ZONE 2
- ZONE 3
- ZONE 4
- ZONE 5
- ZONE 6
- ZONE 7
- ZONE 8
- ZONE 9
- Incorporated Areas

Hillsborough County Florida

Administrative Services Division

Planning & Growth Management Department.

IMPACT FEE PROGRAM

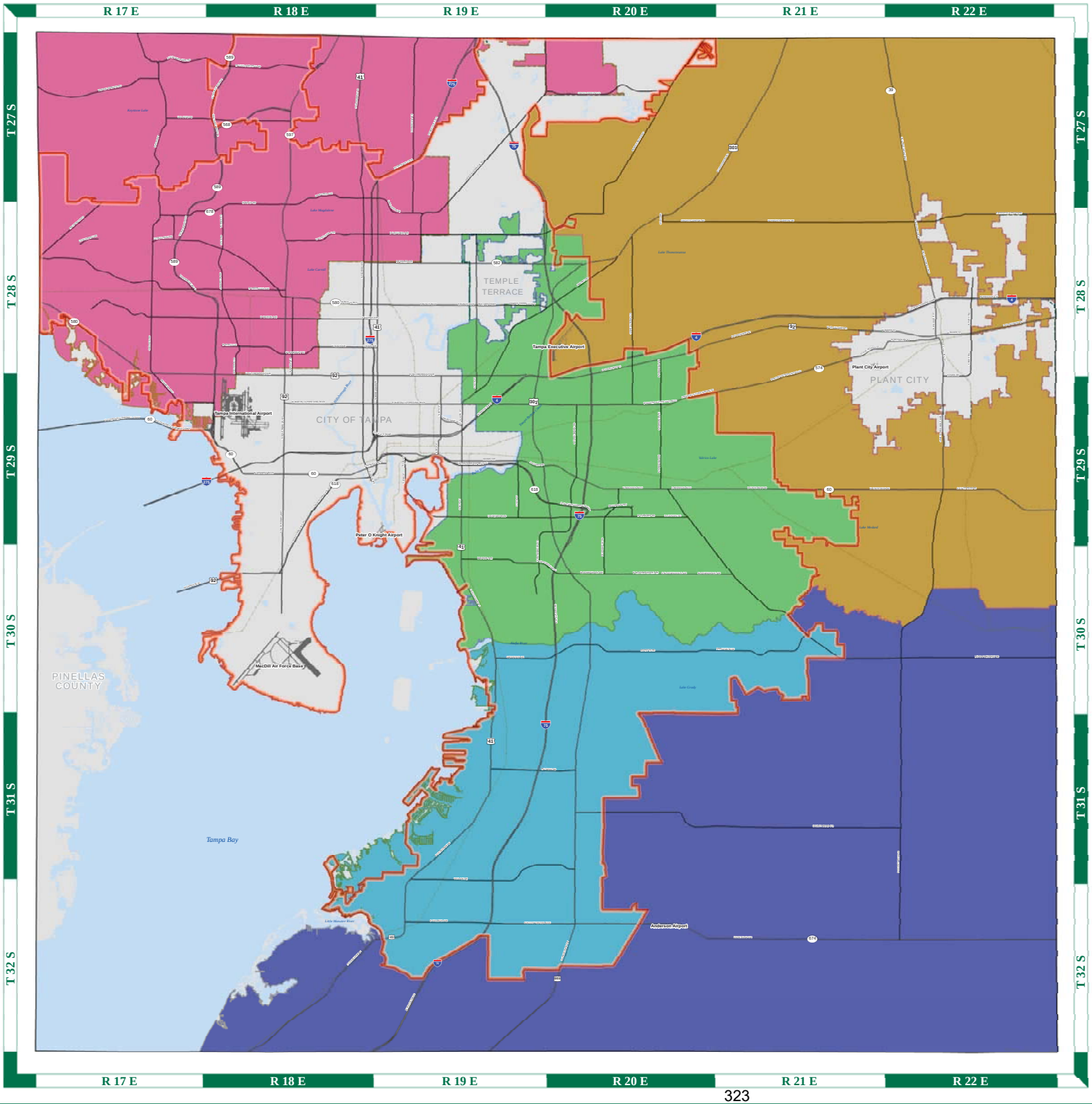

HILLSBOROUGH COUNTY MOBILITY FEE BENEFIT DISTRICT

Public Works Department

Hillsborough County Government Florida

Legend

- Urban Service Area
- Mobility Fee Benefit District
  - 1
  - 2
  - 3
  - 4
  - 5

Locator Map

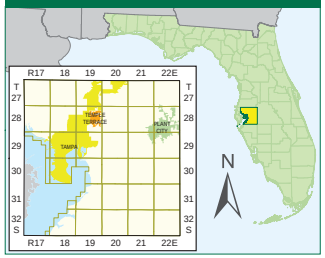

NOTE: Every reasonable effort has been made to assure the accuracy of this map. Hillsborough County does not assume any liability arising from use of this map. THIS MAP IS PROVIDED WITHOUT WARRANTY OF ANY KIND, either expressed or implied, including, but not limited to, the implied warranties of merchantability and fitness for a particular purpose.

SOURCE: This map has been prepared for the inventory of real property found within Hillsborough County and is compiled from recorded deeds, plats, and other public records; it has been based on BEST AVAILABLE data.

Users of this map are hereby notified that the aforementioned public primary information sources should be consulted for verification of the information contained on this map.

601 E Kennedy Blvd
Tampa, FL 33602
(813) 272-5810
printroom@hillsboroughcounty.org

0 1 2 Miles

Date: 05/01/2016 Path: Z:\Transportation Planning & Development\Mobility Fee\BenefitDistricts_EL.mxd

Hillsborough County Florida

For more information, contact the Management & Budget Department
(813) 272-5890 • HCFLGov.net/Budget